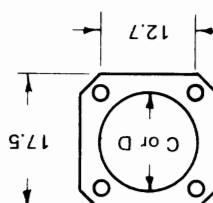
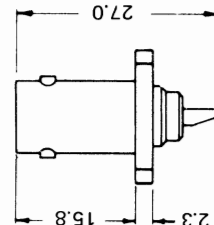
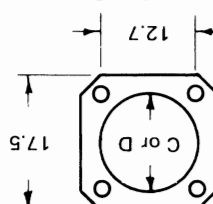
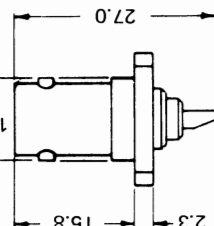
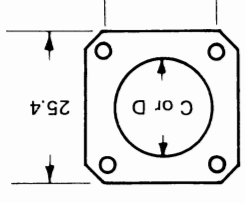
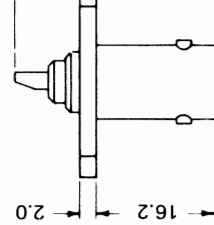
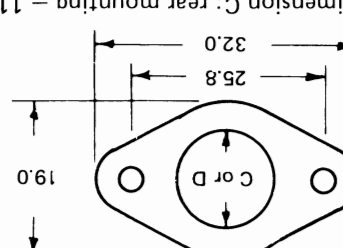
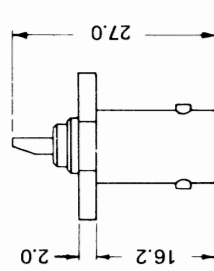
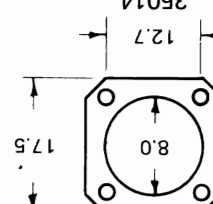
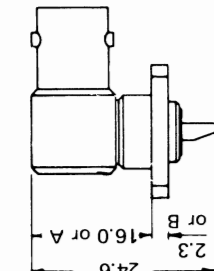
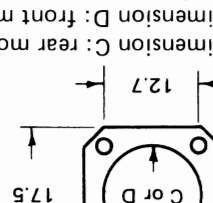
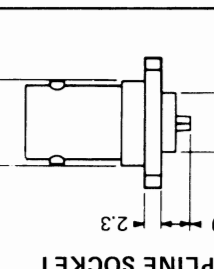


# BNC 50 ohm and 75 ohm series

## PANEL SOCKETS

MOUNTING HOLES	MOUNTING DETAILS	Greenpar Eng. No.	Dim.	Connector outline
3-56 UNF - E 4-40 UNC - F 6BA - G 3.0 mm. dia - H 2.8 mm dia. - K	 <p>Dimension C: rear mounting - 11.2 Dimension D: front mounting - 8.0</p>	35006 37506	A	
3-56 UNF - E 4-40 UNC - F 6BA - G 3.0 mm. dia - H 2.8 mm dia. - K	 <p>Dimension C: rear mounting - 11.2 Dimension D: front mounting - 8.0</p>	35007 37507	A	
3-56 UNF - E 4-40 UNC - F 6BA - G 3.2 mm. dia. - H 6-32 UNC - J 4.75 mm. dia. - L	 <p>Dimension C: rear mounting - 11.2 Dimension D: front mounting - 8.0</p>	35083 37583	A	
3-56 UNF - E 4-40 UNC - F 6BA - G 3.0 mm. dia. - H 6-32 UNC - J 4.75 mm. dia. - L	 <p>Dimension C: rear mounting - 11.2 Dimension D: front mounting - 8.0</p>	35085 37585	A	
3-56 UNF - E 4-40 UNC - F 6BA - G 3.0 mm. dia. - H 2.8 mm dia. - K	 <p>Dimension C: rear mounting - 11.2 Dimension D: front mounting - 8.0</p>	35014 37514	A	
3-56 UNF - E 4-40 UNC - F 6BA - G 3.0 mm. dia. - H 2.8 mm dia. - K	 <p>Dimension C: rear mounting - 11.2 Dimension D: front mounting - 8.0</p>	35065	A	

ORDERING INFORMATION  
To order, please specify GREENPAR ENGINEERING No. and MOUNTING HOLE details, e.g. GE 35083J