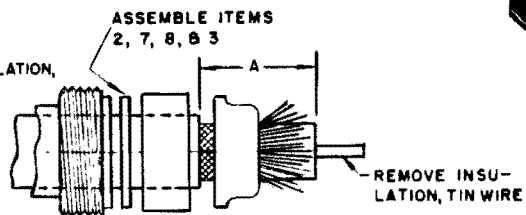
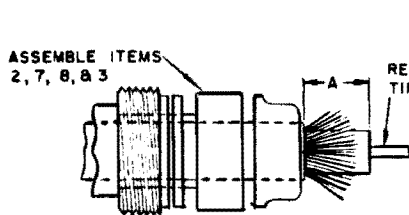
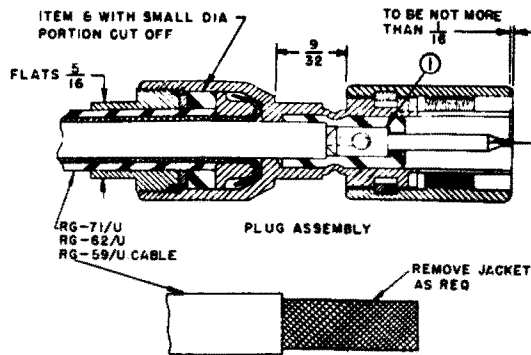
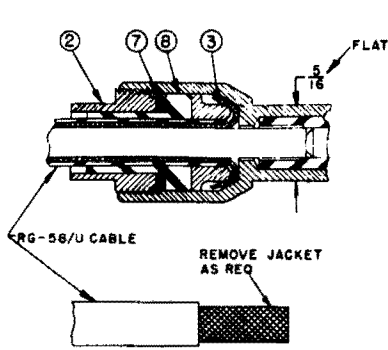


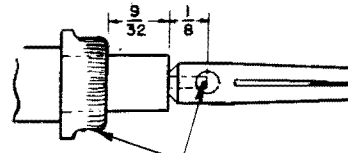
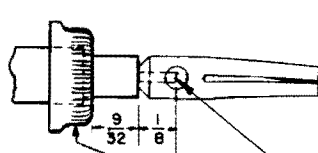


CABLING INSTRUCTIONS



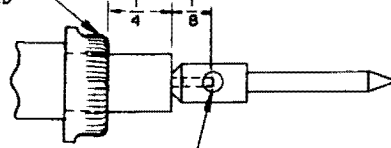
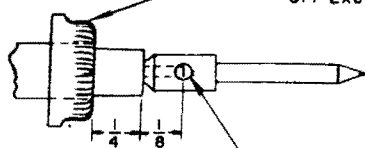
TYPE	A DIMENSION
JACKS	11/32
PLUGS	5/16

TYPE	A DIMENSION
JACKS	13/32
PLUGS	3/8



SOLDER SECURELY THRU TWO HOLES IN ITEM 6. REMOVE EXCESS SOLDER

UNPEEL SHIELD, SPREAD OPEN AND LAY FLAT ON ITEM 3 WITHOUT WIRES CROSSING OVER EACH OTHER. CUT OFF EXCESS SHIELD



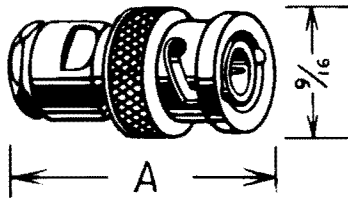
SOLDER SECURELY THRU TWO HOLES IN ITEM 1. REMOVE EXCESS SOLDER

FOR K-GRIP CABLING INSTRUCTIONS, SEE PAGE 111



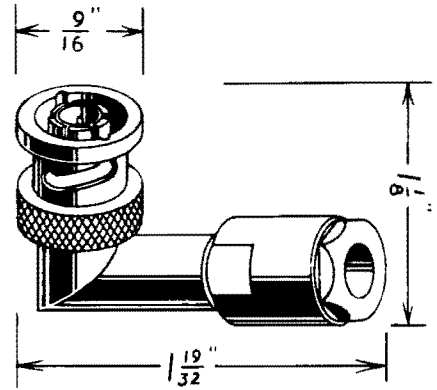
BNC SERIES

MILITARY TYPE	KINGS NUMBER	DESCRIPTION	CABLE SIZE	ENGINEERING DATA	DIELECTRIC MATERIAL	KINGS NUMBER	MILITARY TYPE
UG-88/U	KC-51-01	Plug	RG-55, 58/U		Teflon	KB-81-01	MX-195/U
UG-88B/U	KC-57-01	Plug	RG-55, 58/U		Teflon	KC-11-01	UG-90/U
UG-88C/U	KC-58-01	Plug	RG-55, 58/U		Teflon	KC-11-02	UG-291/U
UG-88D/U	KC-56-01	Plug	RG-55, 58, 223/U		Teflon	KC-11-03	UG-262/U
UG-89/U	KC-31-01	Jack	RG-55, 58/U		Teflon	KC-11-06	UG-253/U
UG-89A/U	KC-34-01	Jack	RG-55, 58/U		Teflon	KC-11-09	UG-909/U
UG-89B/U	KC-37-01	Jack	RG-55, 58/U		Teflon	KC-11-10	UG-910/U
UG-89C/U	KC-38-02	Jack	RG-55, 58, 223/U		Teflon	KC-14-01	UG-90A/U
UG-90/U	KC-11-01	Panel Jack	RG-58/U		Teflon	KC-14-02	UG-291A/U
UG-90A/U	KC-14-01	Panel Jack			Teflon	KC-14-03	UG-262A/U
CW-123A/U	KC-81-01	Cap & Chain Assembly		For use with Female Connectors		KC-14-04	UG-253A/U
CW-155A/U	KC-81-02	Cap Assembly		For use with Female Connectors		KC-14-05	UG-910A/U
UG-185/U	KC-71-05	Receptacle			Rexolite	KC-14-06	UG-909A/U
MX-195/U	KB-81-01	Hood	RG-55, 58/U			KC-17-02	UG-291B/U
MX-195A/U	KC-84-01	Hood	RG-55, 58/U			KC-17-03	UG-262B/U
UG-253/U	KC-11-06	Jack, Bulkhead	RG-55, 58/U		Rexolite	KC-17-04	UG-253B/U
UG-253A/U	KC-14-04	Jack, Bulkhead	RG-55, 58/U	See Note 3	Rexolite	KC-18-01	UG-262C/U
UG-253B/U	KC-17-04	Jack, Bulkhead	RG-55, 58, 223/U	Pressurized	Rexolite & Teflon	KC-18-02	UG-291C/U
UG-254A/U	KC-74-01	Receptacle			Rexolite	KC-31-01	UG-89/U
UG-260/U	KC-51-02	Plug	RG-59, 62, 71/U		Rexolite	KC-31-02	UG-261/U
UG-260A/U	KC-54-02	Plug	RG-59, 62, 71/U		Rexolite	KC-34-01	UG-89A/U
UG-260B/U	KC-57-02	Plug	RG-59, 62, 71/U		Teflon	KC-34-02	UG-261A/U
UG-260C/U	KC-58-02	Plug	RG-59, 62, 71/U		Teflon	KC-37-01	UG-89B/U
UG-261/U	KC-31-02	Jack	RG-59, 62, 71/U		Rexolite	KC-37-02	UG-261B/U
UG-261A/U	KC-34-02	Jack	RG-59, 62, 71/U		Rexolite	KC-38-01	UG-261C/U
UG-261B/U	KC-37-02	Jack	RG-59, 62, 71/U		Teflon	KC-38-02	UG-89C/U
UG-261C/U	KC-38-01	Jack	RG-59, 62, 71/U		Teflon	KC-51-01	UG-88/U
UG-262/U	KC-11-03	Panel Jack	RG-59, 62, 71/U		Rexolite	KC-51-02	UG-260/U
UG-262A/U	KC-14-03	Panel Jack	RG-59, 62, 71/U		Rexolite	KC-51-04	UG-913/U
UG-262B/U	KC-17-03	Panel Jack	RG-59, 62, 71/U		Teflon	KC-54-02	UG-260A/U
UG-262C/U	KC-18-01	Panel Jack	RG-59, 62, 71/U		Teflon	KC-56-01	UG-88D/U
UG-274/U	KC-91-03	Adapter, Tee		F—M—F	Rexolite	KC-57-01	UG-88B/U
UG-274A/U	KC-94-10	Adapter, Tee		F—M—F	Teflon	KC-57-02	UG-260B/U
UG-274B/U	KC-97-02	Adapter, Tee		F—M—F	Teflon	KC-58-01	UG-88C/U
CW-282/U	KC-82-03	Cap & Chain		For use with Male Connectors		KC-58-02	UG-260C/U
UG-282/U	KC-81-05	Adapter, Binding Post			Rexolite	KC-71-01	UG-290/U
UG-290/U	KC-71-01	Receptacle			Rexolite	KC-71-02	UG-912/U
UG-290A/U	KC-74-04	Receptacle		See Note 1	Teflon	KC-71-04	UG-589/U
UG-291/U	KC-11-02	Panel Jack	RG-55, 58/U		Teflon	KC-71-05	UG-185/U
UG-291A/U	KC-14-02	Panel Jack	RG-55, 58/U		Teflon	KC-71-09	UG-657/U
UG-291B/U	KC-17-02	Panel Jack	RG-55, 58/U		Teflon	KC-71-10	UG-447/U
UG-291C/U	KC-18-02	Panel Jack	RG-55, 58, 223/U		Teflon	KC-71-11	UG-625/U
UG-306/U	KC-91-04	Adapter, Angle		M—F	Teflon	KC-71-14	UG-535/U
UG-306A/U	KC-94-01	Adapter, Angle		M—F	Teflon	KC-71-15	UG-365/U
UG-365/U	KC-71-15	Receptacle			Rexolite	KC-71-16	UG-604/U
MX-367/U	KC-81-04	Hood	RG-59, 62, 71/U	For use with UG-86/U	Phenolic	KC-71-17	UG-92B/U
MT-412/U	KC-81-03	Mounting Plate		F—F Used with UG-90/U and UG-185/U			



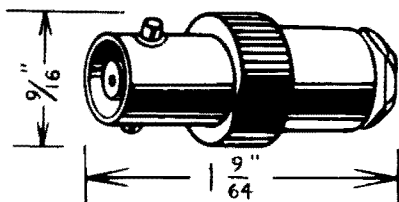
PLUGS

	A
*UG-88C/U	1 ⁵ / ₆₄
UG-88D/U	1 ³ / ₃₂
UG-260B/U	1 ⁵ / ₆₄
UG-260C/U	1 ³ / ₃₂
UG-589/U	1 ¹ / ₁₆



PLUG, ANGLE

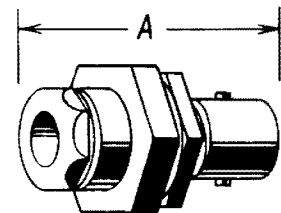
UG-913 /U



JACKS

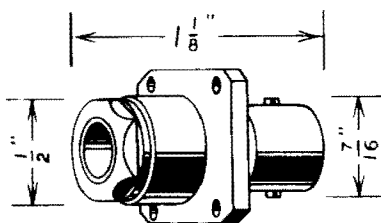
	A
*UG-89B/U	1 ¹ / ₆₄
UG-89C/U	1 ⁵ / ₃₂
UG-261B/U	1 ¹ / ₆₄
UG-261C/U	1 ⁵ / ₃₂

KINGS
RESEARCH
AND
PRODUCTION
FACILITIES
ARE
DEDICATED
TO THE TASK
OF KEEPING
IN STEP WITH
THE JET AGE.



JACKS, BULKHEAD

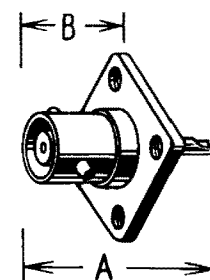
	A	MTG. HOLES
*UG-909/U	1 ¹ / ₈	#2
UG-909A/U	1 ⁵ / ₃₂	#2
UG-910/U	1 ¹ / ₈	#2
UG-910A/U	1 ⁵ / ₃₂	#2
UG-253A/U	1 ² 1/ ₃₂	1/2 Dia
UG-253B/U	1 ⁵ 5/ ₆₄	1/2 Dia



PANEL JACKS

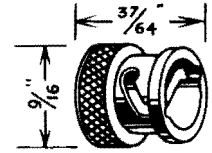
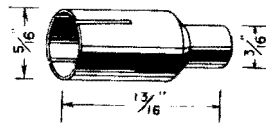
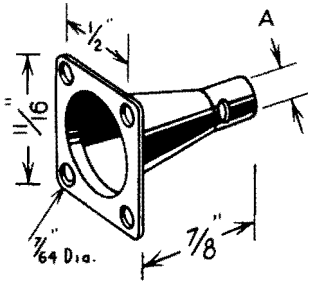
	A
*UG-262B/U	1 ¹ / ₈
UG-262C/U	1 ⁵ / ₃₂
UG-291B/U	1 ¹ / ₈
UG-291C/U	1 ⁵ / ₃₂

See Mounting Diagram #1



RECEPTACLES

	A	B	FLANGE HOLES	HOLE CTRS.	FLANGE
*UG-290 A/U	1 ¹ / ₆	2 ³ / ₃₂	3-56 NF-2	1/2	1 ¹ / ₁₆ sq
UG-447 /U	1 ¹ / ₃₂	2 ³ / ₃₂	7/64	1/2	1 ¹ / ₁₆ sq
UG-928 /U	7/8	5/8	9/64	1 ¹ / ₃₂	3/4 sq



HOODS

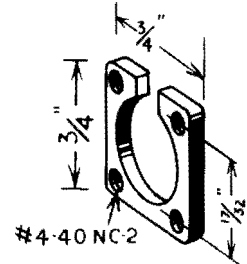
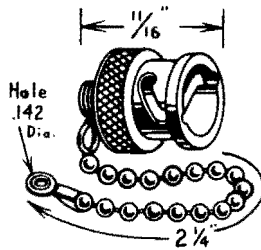
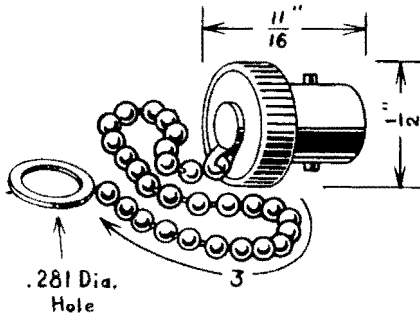
	A
* MX-195/U	7/32
MX-367/U	17/64

HOOD

MX-195 A/U

CAP

CW-155 A/U



CAP & CHAIN

CW-282/U

CAP & CHAIN

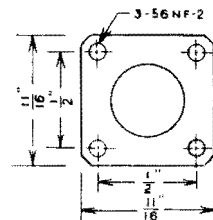
CW-123 A/U

MOUNTING PLATE

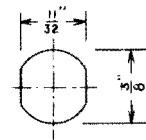
MT-412/U

KINGS ENGINEERING DEPARTMENT IS ALWAYS READY TO SOLVE YOUR MOST VEXING CONNECTOR PROBLEMS . . . IN THE QUICKEST AND MOST ECONOMICAL WAY.

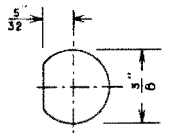
MOUNTING DIAGRAMS



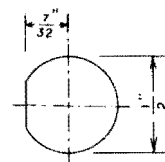
#1



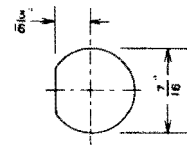
#3



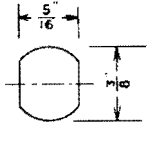
#5



#2



#4



#6