




List No: S.M.259/TERM
/P.D.




List No: S.M.265/P.D.




List No: S.M.265/TERM/P.D




List No: S.M.315/P.D.



List No: S.M.273/P.D.
Biased



List No: S.805/Colour*



S.805 Switch shown with
Part No: 9623/69/Colour*
escutcheon

A complete range of Single Pole Moulded Insulation Toggle Switches is illustrated and described on these two pages. They are manufactured by the latest automatic methods with constant testing ensuring that the high standard of finish associated with all Bulgin Toggle Switches is maintained. All front of panel parts are heavily plated in Brilliant Chrome whilst internal contacts and the solder tags are heavily silver plated for best possible connection. All other metal parts are also plated to guard against corrosion. The high gloss BLACK moulded body gives extra resistance to moisture thus maintaining excellent insulation even under adverse climatic conditions.

All models can be supplied fitted with Solder Tag to order; and Screw Terminals or tags to accept 250 series push-on-tabs can be supplied by arrangement. Proof test for these switches = 2KV. at 50~. I.R. \leq 100M. Ω dry (or recovered) at 500V. All D.C. uses must be discussed with our Technical Department.

Switches, Moulded, S.P., Toggle, Special

This completely new type of Bulgin Toggle Switch has been designed to meet heavy duty requirements of up to 10 Amps. at 250V. 50~. It is suitable for A.C. uses ONLY. Body, front bezel and operating dolly are all moulded in glossy black or white phenolic (state which is required when ordering) to give the best possible insulation and maximum safety factor, even under adverse, damp climatic conditions. Fixing