


# original Poke-Home<sup>®</sup> d-sub 17 series

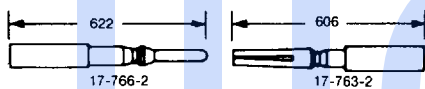
WPI original poke-home blocks can accept the wide range of contact types described on this page.

## Poke Home<sup>®</sup> d-sub connectors

A removable contact type connector that meets most commercial requirements. The connector is available with crimp type contacts, solder type, and printed circuit types in both .023 and .040 inch diameter pigtails. The .040 pigtail is available in two lengths or with right angles



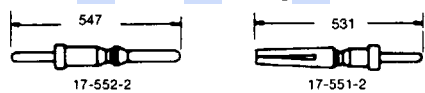
### Standard crimp type contacts



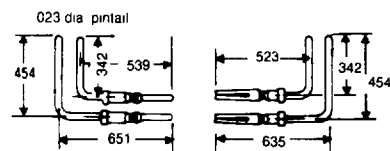
### Standard solder type contacts



### Pigtail contacts for P.C. mounting

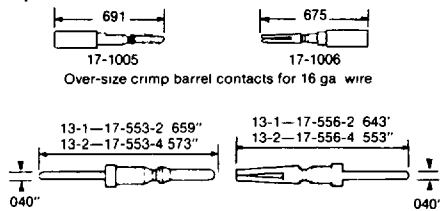


### Right angle .040 dia. pigtails.



17 1198 2 (short) 17-1207-2 (long) pin  
17 1208-2 (short) 17-1209 2 (long) socket

### Optional contacts

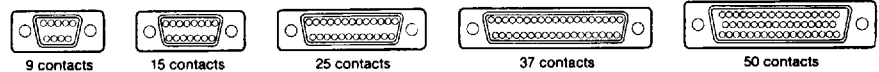


## specifications

Temperature ranges  
-67°F (-55°C) to  
+257°F (+125°C)  
Current rating: 7.5 A  
Voltage rating:  
500 VAC (RMS) at sea level  
150 VAC (RMS) at 90,000 feet  
Dielectric Zytel 101  
nylon per Mil M-20693

Shells: Steel clear chromated over zinc  
Gold iridite finish available on  
request per QQP416A Type II  
Contacts Crimp - gold over nickel plated  
copper alloy  
Solder - gold over nickel plated copper  
alloy  
Wire size Solder up to #20  
Crimp #20, #22, and #24AWG

## contact arrangements



Number of Contacts	Receptacle	Receptacle with Float Bushings	Plug
9	17-300-1	17-785	17-301-1
15	17-302-1	17-793	17-303-1
25	17-304-1	17-789	17-305-1
37	17-306-1	17-797	17-307-1
50	17-308-1	17-1001	17-309-1

Connectors above have zinc plated clear chromate steel shells. For gold iridite finish, add one number to suffix. Examples 17-300-2 17-786. See page 5 for optional bright tin.

Number of Contacts	Crimp Type		Solder Type	
	Receptacle Socket Contacts	Plug Pin Contacts	Receptacle Socket Contacts	Plug Pin Contacts
9	17-10090-1	17-20090-1	17-10090	17-20090
15	17-10150-1	17-20150-1	17-10150	17-20150
25	17-10250-1	17-20250-1	17-10250	17-20250
37	17-10370-1	17-20370-1	17-10370	17-20370
50	17-10500-1	17-20500-1	17-10500	17-20500

Number of Contacts	PC Board Type			
	Receptacle With 17-551-02 Socket Contacts	Plug With 17-552-02 Pin Contacts	Receptacle With 17-556-XX Socket Contacts	Plug With 17-553-XX Pin Contacts
9	17-10690-11	17-20090-11	17-10090-13-XX	17-20090-13-XX
15	17-10150-11	17-20150-11	17-10150-13-XX	17-20150-13-XX
25	17-10250-11	17-20250-11	17-10250-13-XX	17-20250-13-XX
37	17-10370-11	17-20370-11	17-10370-13-XX	17-20370-13-XX
50	17-10500-11	17-20500-11	17-10500-13-XX	17-20500-13-XX

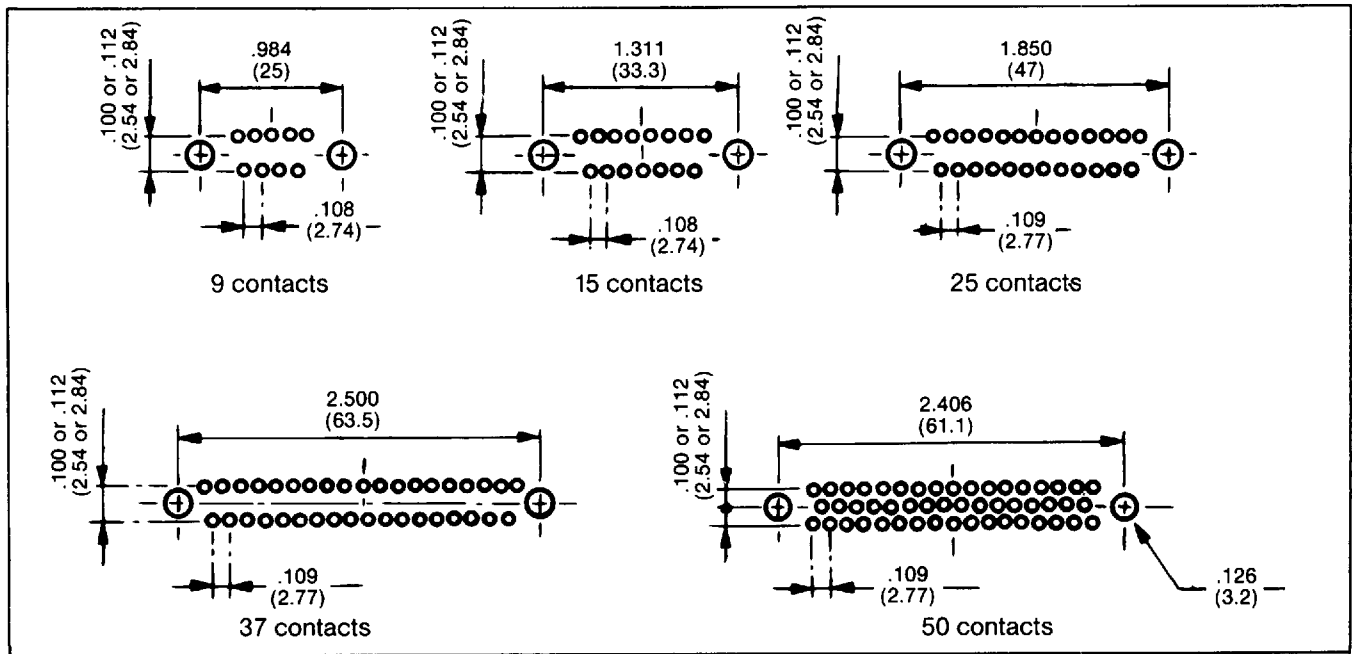
Connectors can also be ordered without contacts for use with bulk packed contacts in semi automatic crimping machines. Contact sales office nearest you.

WPI - Salem Division  
23 Front Street, Salem, NJ 08079 U.S.A.  
phone (609) 935-7601  
fax (609) 935-0102 twx (510) 680-4750  
country code 1



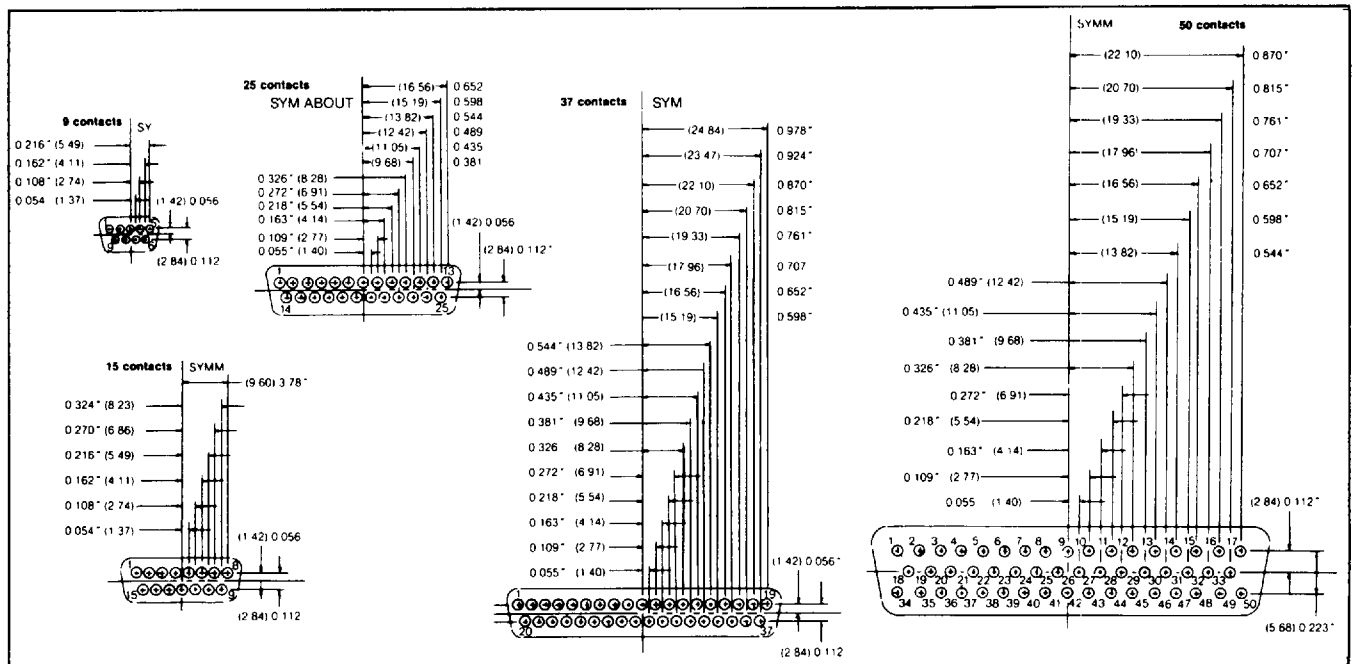
# d-subminiature contact arrangements

## printed circuit board cutouts



Solder pin diameter	.024(0.6)	.030(0.76)	.040(1.02)
P/C board hole diameter	.030(0.75) min	.035(0.9) min	.047(1.20) min

## contact spacing



All dimensions: inches (millimeters)

WPI - Salem Division  
 23 Front Street, Salem, NJ 08079 U.S.A.  
 phone (609) 935-7601  
 fax (609) 935-0102 twx (510) 680-4750  
 country code 1

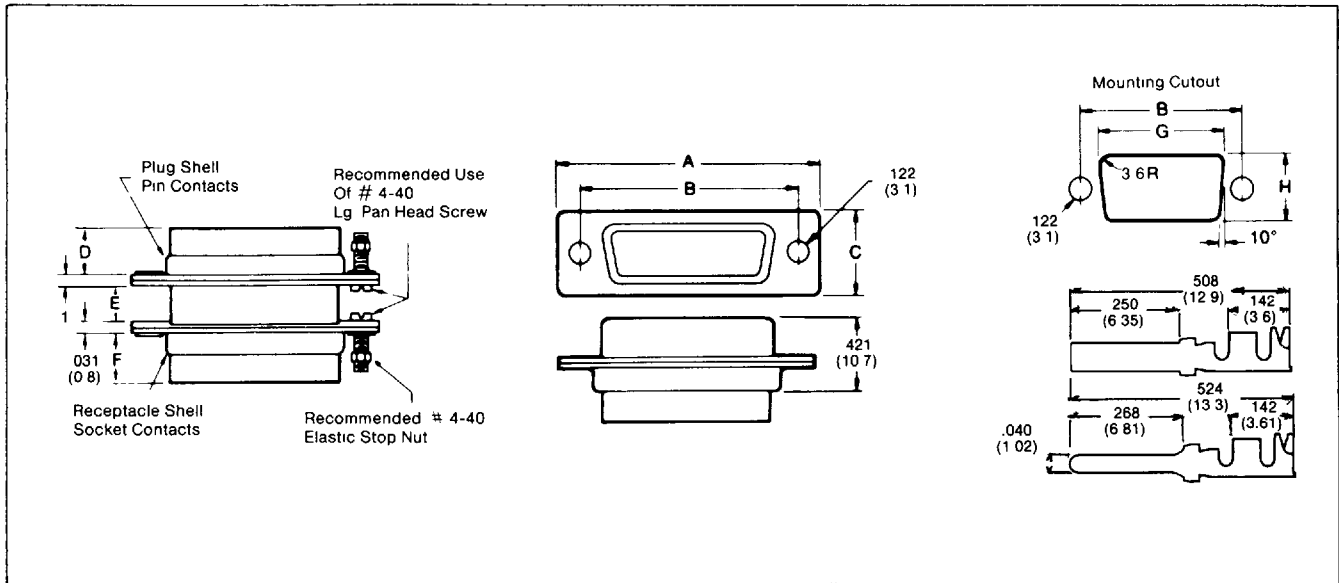


# rear-release d-sub

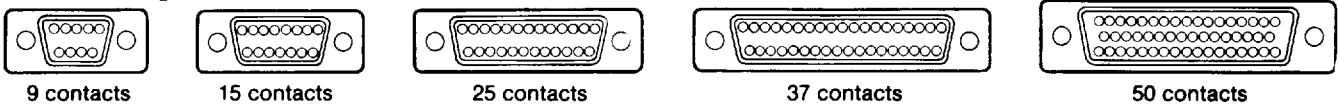
tin plated housings, plugs with grounding indents

Contacts	WPI Receptable	WPI Plug
9	177-RRE-9S-CTF	777-RRE-9P-CTF
15	177-RRA-15S-CTF	777-RRA-15P-CTF
25	177-RRB-25S-CTF	777-RRB-25P-CTF
37	177-RRC-37S-CTF	777-RRC-37P-CTF
50	177-RRD-50S-CTF	777-RRD-50P-CTF

## dimensions



## contact arrangements



	A max.	B	C max.	D	E	F	G (Min)		H (Min)	
							Back Mtg	Front Mtg	Back Mtg	Front Mtg
E	1.240 (31.5)	.984 (25)	.516 (13.1)	.358 (9.1)	.232 (5.9)	.358 (9.1)	.799 (20.3)	.831 (21.1)	.449 (11.4)	.504 (12.8)
A	1.567 (39.8)	1.312 (33.3)	.516 (13.1)	.358 (9.1)	.232 (5.9)	.358 (9.1)	1.118 (28.4)	1.161 (29.5)	.449 (11.4)	.504 (12.8)
B	2.110 (53.6)	1.852 (47.05)	.516 (13.1)	.358 (9.1)	.232 (5.9)	.358 (9.1)	1.654 (42)	1.701 (43.2)	.449 (11.4)	.504 (12.8)
C	2.756 (70)	2.500 (63.5)	.516 (13.1)	.358 (9.1)	.232 (5.9)	.358 (9.1)	2.303 (58.5)	2.346 (59.6)	.449 (11.4)	.504 (12.8)
D	2.661 (67.6)	2.406 (61.1)	.626 (15.9)	.358 (9.1)	.232 (5.9)	.358 (9.1)	2.209 (56.1)	2.283 (58)	.559 (14.2)	.618 (15.7)

All dimensions inches (millimeters)



WPI - Salem Division  
 23 Front Street, Salem, NJ 08079 U.S.A.  
 phone (609) 935-7601  
 fax (609) 935-0102 twx (510) 680-4750  
 country code 1

## order information

\*Contacts packaged with connector housings

## zinc plated housings with gold iridite

Contacts	WPI Receptable	WPI Plug
9	117-RRE-9S-CTF	117-RRE-9P-CTF
15	117-RRA-15S-CTF	117-RRA-15P-CTF
25	117-RRB-25S-CTF	117-RRB-25P-CTF
37	117-RRC-37S-CTF	117-RRC-37P-CTF
50	117-RRD-50S-CTF	117-RRD-50P-CTF

\*Gold flashed contacts included with housings  
 Consult factory for alternate plating requirements