

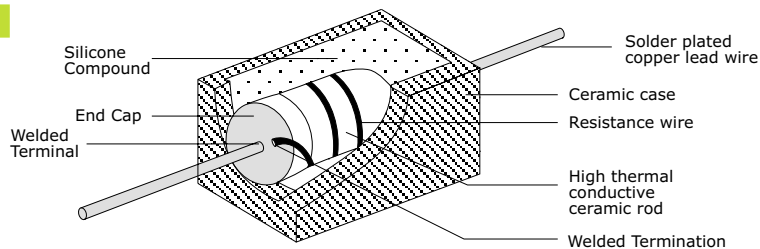
INTRODUCTION

Wirewound resistors are used as pure power components. Apart from power characteristics, the impulse strength of wirewound resistors is higher, capable of withstanding higher load ratings without damage when compared against other type of fixed resistors.

FEATURES

- Exceptionally small, sturdy and mechanically safe.
- Excellent electrical characteristics.
- Flame, arc and moisture resistance as well as self extinguishing capabilities.
- Ability to withstand rigorous load test.
- Applicable specifications : EIA RS-344 and EIA RC-649.
- Non-Inductive type NSQP available up to 50Ω maximum.
- Lead Free

CONSTRUCTION

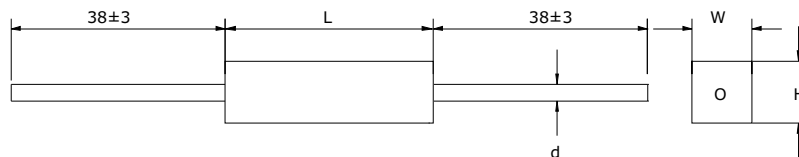


RATINGS

Type	SQP 2	SQP 3	SQP 5	SQP 7	SQP 10	SQP 15	SQP 20
Power Rating @ 70°C	2W	3W	5W	7W	10W	15W	20W
Operating Temp. Range Derated to 0 Load at	-50°C to +155°C +275°C						
Rated Continuous Working Voltage	$\sqrt{P_{70^\circ R}}$ for all types						
Resistance Range 1%, E-96, E-24 5%, E-24	0.1Ω-39Ω	0.1Ω-39Ω	0.1Ω-39Ω	0.1Ω-100Ω	0.15Ω-150Ω	0.2Ω-200Ω	0.33Ω-300Ω
Temperature Coefficient	±300ppm/°C						

• Specifications available on request for resistance values not specified above.

DIMENSIONS

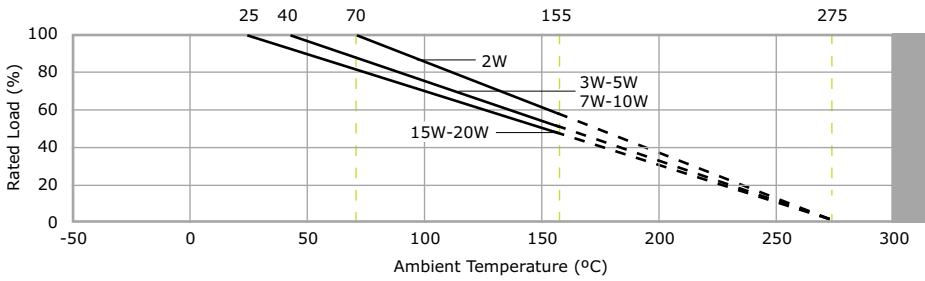


Type	DIMENSIONS (Millimeters)			
	L	W	H	d
SQP 2	18±0.5	7.0±0.5	7.0±0.5	0.8±0.02
SQP 3	22±0.5	8.0±0.5	8.0±0.5	0.8±0.02
SQP 5	22±0.5	10.0±0.5	9.0±0.5	0.8±0.02
SQP 7	35±0.5	10.0±0.5	9.0±0.5	0.8±0.02
SQP10	48±0.5	10.0±0.5	9.0±0.5	0.8±0.02
SQP 15	48±0.5	12.5±0.5	11.5±0.5	0.9±0.02
SQP 20	60±0.5	14.5±0.5	13.5±0.5	0.9±0.02

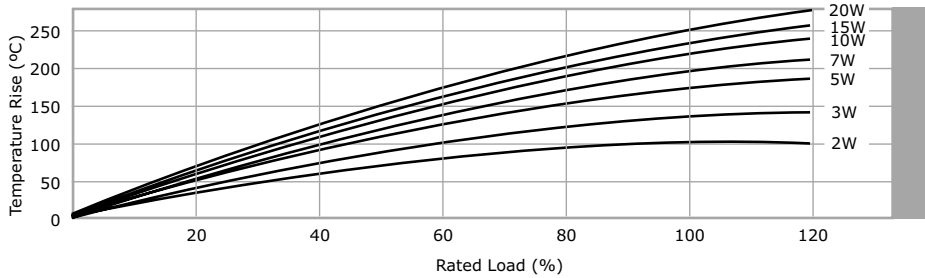
PERFORMANCE CHARACTERISTICS

Performance Test	Test Method	Specification
DC Resistance	MIL-STD-202F, Method 303	±2%, ±5% Tolerance
Resistance Temperature Coefficient	MIL-STD-202F, Method 304	±300ppm/°C,
Short Time Overload	MIL-R-55342E, Sect. 4.7.5	±(2.0% + 0.05Ω)
Dielectric Withstanding Voltage	MIL-STD-202F, Method 301	±(2.0% + 0.05Ω) No Mechanical Damage
Insulation Resistance	MIL-STD-202F, Method 302	>10 ² MΩ
Solderability	MIL-STD-202F, Method 208	>95% coverage
Resistance to Soldering Heat	MIL-R-55342E, Sect. 4.7.7	±(2.0% + 0.05Ω)
Vibration	MIL-STD-202F, Method 201	±(1.0% + 0.05Ω)
Resistance to Solvents	MIL-STD-202F, Method 215	No Mechanical Damage
Moisture Resistance	MIL-STD-202F, Method 106	±(5.0% + 0.05Ω)
Loadlife	MIL-STD-202F, Method 108	±(5.0% + 0.1Ω)

DERATING CURVE



TEMPERATURE RISE



ORDERING CODE

