


fixed resistors

enamelled wirewound

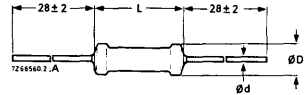
WR0617E WR0825E MAINTENANCE TYPES
WR0842E WR0865E



These resistors have a permissible hot-spot temperature of 400 °C. The leads are of a special material with high thermal resistance to counter temperature effects of the solder joint. The coating is a high quality vitreous enamel.

Resistance range	from 4,7 Ω to 100 kΩ E24 series	
Resistance tolerance	± 5%	
Max. body temperature (hot spot)	400 °C	
Rated dissipation at T _{amb} = 70 °C	WR0617 E	4,2 W
	WR0825 E	7 W
	WR0842 E	11 W
	WR0865 E	17 W
Basic specification	IEC 266, type 2	
Climatic category (IEC 68)	55/200/56	
Stability after 1000 h max. load	ΔR/R max. 5%	

style	D _{max}	L _{max}	d
WR0617E	6	19	0,7
WR0825E	8	27	0,8
WR0842E	8	44	0,8
WR0865E	8	67	0,8



style	rated dissipation at T _{amb} = 70 °C W	resistance range Ω	catalogue no.
WR0617E	4,2	4,7 - 4 700	2322 330 22 ...
WR0825E	7	6,8 - 27 000	2322 330 32 ...
WR0842E	11	10 - 56 000	2322 330 42 ...
WR0865E	17	15 - 100 000	2322 330 52 ...

Marking

Each resistor is marked with:

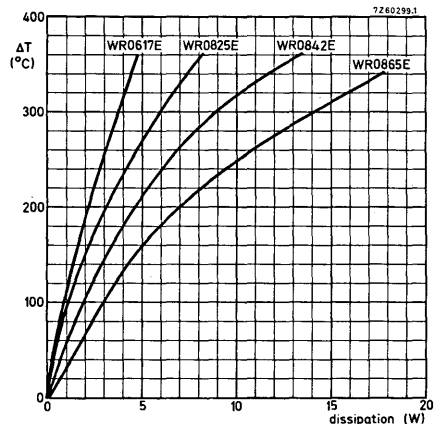
resistance value (R for Ω, K for kΩ)
e.g. 27 Ω = 27R
27 kΩ = 27K

tolerance
style

Composition of the catalogue no.

In the above-mentioned catalogue no. replace the first two dots by the first two digits of the resistance value. Replace the third dot by a figure according to the following table:

4,7 -	9,1 Ω: 8
10 -	91 Ω: 9
100 -	910 Ω: 1
1 000 -	9 100 Ω: 2
10 000 -	91 000 Ω: 3
	100 000 Ω: 4



ΔT = temperature rise of resistor body.