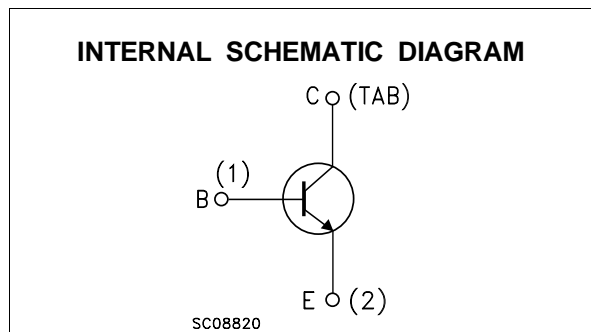
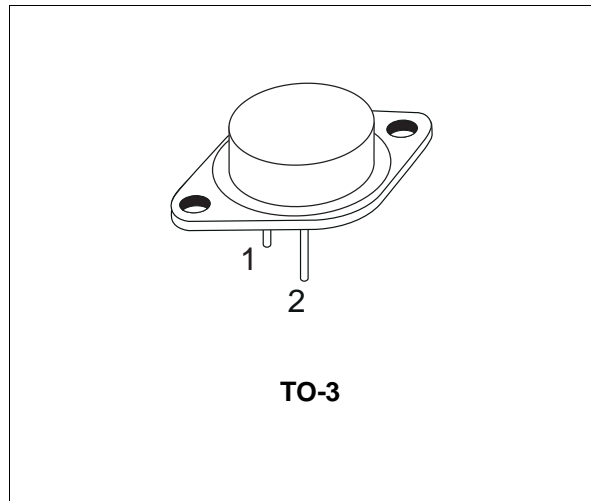


**SILICON NPN TRANSISTOR**

- SGS-THOMSON PREFERRED SALESTYPE
- NPN TRANSISTOR

**DESCRIPTION**

The 2N3055 is a silicon epitaxial-base NPN transistor in Jedec TO-3 metal case. It is intended for power switching circuits, series and shunt regulators, output stages and high fidelity amplifiers.



**ABSOLUTE MAXIMUM RATINGS**

Symbol	Parameter	Value	Unit
$V_{CBO}$	Collector-Base Voltage ( $I_E = 0$ )	100	V
$V_{CER}$	Collector-Emitter Voltage ( $R_{BE} = 100\Omega$ )	70	V
$V_{CEO}$	Collector-Emitter Voltage ( $I_B = 0$ )	60	V
$V_{EBO}$	Emitter-Base Voltage ( $I_C = 0$ )	7	V
$I_C$	Collector Current	15	A
$I_B$	Base Current	7	A
$P_{tot}$	Total Dissipation at $T_c \leq 25^\circ C$	115	W
$T_{stg}$	Storage Temperature	-65 to 200	$^\circ C$
$T_j$	Max. Operating Junction Temperature	200	$^\circ C$

## THERMAL DATA

R <sub>thj-case</sub>	Thermal Resistance Junction-case	Max	1.5	°C/W
-----------------------	----------------------------------	-----	-----	------

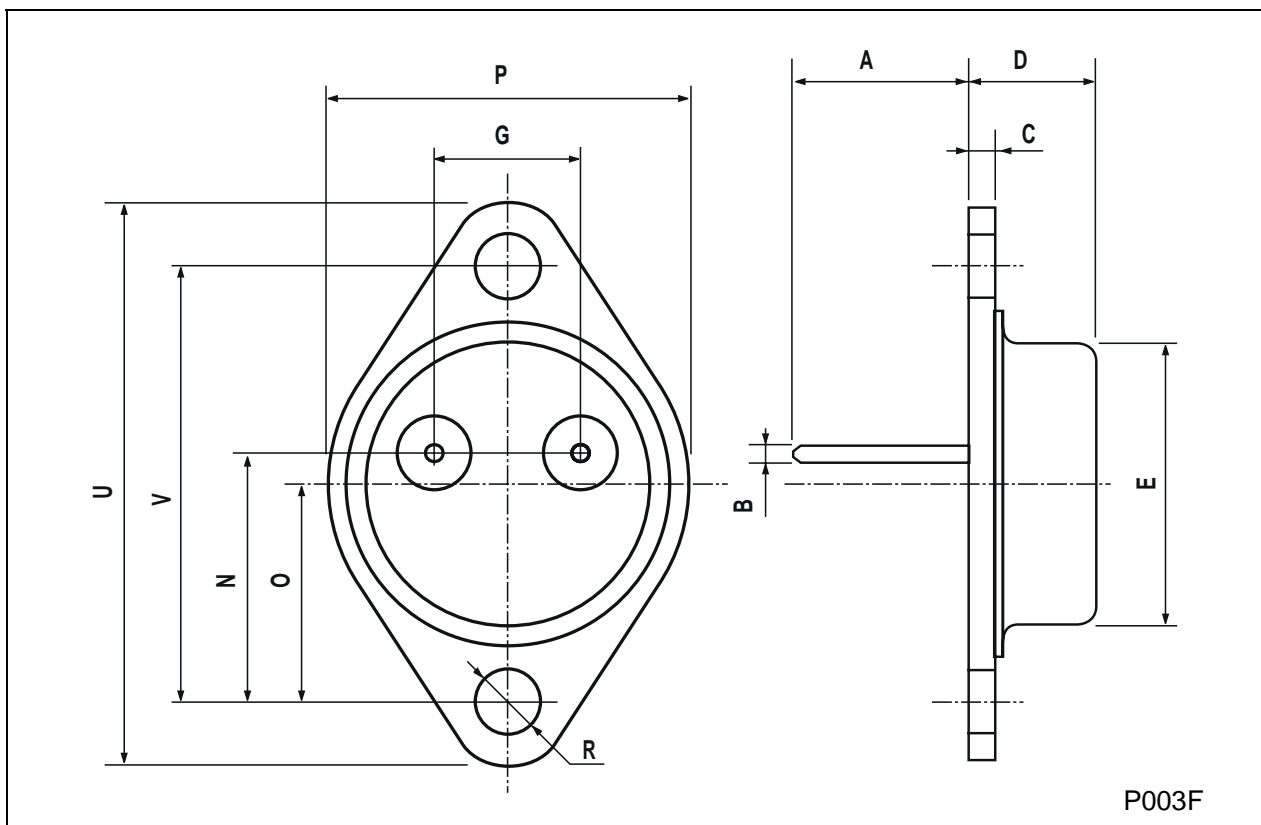
ELECTRICAL CHARACTERISTICS (T<sub>case</sub> = 25 °C unless otherwise specified)

Symbol	Parameter	Test Conditions	Min.	Typ.	Max.	Unit
I <sub>CEV</sub>	Collector Cut-off Current (V <sub>BE</sub> = -1.5V)	V <sub>CE</sub> = 100 V V <sub>CE</sub> = 100 V T <sub>j</sub> = 150 °C			1 5	mA mA
I <sub>CEO</sub>	Collector Cut-off Current (I <sub>B</sub> = 0)	V <sub>CE</sub> = 30 V			0.7	mA
I <sub>EBO</sub>	Emitter Cut-off Current (I <sub>C</sub> = 0)	V <sub>EB</sub> = 7 V			5	mA
V <sub>CEO(sus)*</sub>	Collector-Emitter Sustaining Voltage	I <sub>C</sub> = 200 mA	60			V
V <sub>CER(sus)*</sub>	Collector-Emitter Sustaining Voltage	I <sub>C</sub> = 200 mA R <sub>BE</sub> = 100 Ω	70			V
V <sub>CE(sat)*</sub>	Collector-Emitter Saturation Voltage	I <sub>C</sub> = 4 A I <sub>B</sub> = 400 mA I <sub>C</sub> = 10 A I <sub>B</sub> = 3.3 A			1 3	V V
V <sub>BE*</sub>	Base-Emitter Voltage	I <sub>C</sub> = 4 A V <sub>CE</sub> = 4 V			1.5	V
h <sub>FE*</sub>	DC Current Gain	I <sub>C</sub> = 0.5 A V <sub>CE</sub> = 4 V Group 4 I <sub>C</sub> = 0.5 A V <sub>CE</sub> = 4 V Group 5 I <sub>C</sub> = 0.5 A V <sub>CE</sub> = 4 V Group 6 I <sub>C</sub> = 0.5 A V <sub>CE</sub> = 4 V Group 7 I <sub>C</sub> = 4 A V <sub>CE</sub> = 4 V I <sub>C</sub> = 10 A V <sub>CE</sub> = 4 V	20 35 60 120 20 5		50 75 145 250 70	
h <sub>FE1/h<sub>FE1*</sub></sub>	DC Current Gain	I <sub>C</sub> = 0.5 A V <sub>CE</sub> = 4 V			1.6	
f <sub>T</sub>	Transition frequency	I <sub>C</sub> = 1 A V <sub>CE</sub> = 4 V	2.5			MHz
I <sub>s/b*</sub>	Second Breakdown Collector Current	V <sub>CE</sub> = 40 V	2.87			A

\* Pulsed: Pulse duration = 300 μs, duty cycle 1.5 %

## TO-3 MECHANICAL DATA

DIM.	mm			inch		
	MIN.	TYP.	MAX.	MIN.	TYP.	MAX.
A	11.00		13.10	0.433		0.516
B	0.97		1.15	0.038		0.045
C	1.50		1.65	0.059		0.065
D	8.32		8.92	0.327		0.351
E	19.00		20.00	0.748		0.787
G	10.70		11.10	0.421		0.437
N	16.50		17.20	0.649		0.677
P	25.00		26.00	0.984		1.023
R	4.00		4.09	0.157		0.161
U	38.50		39.30	1.515		1.547
V	30.00		30.30	1.187		1.193



Information furnished is believed to be accurate and reliable. However, SGS-THOMSON Microelectronics assumes no responsibility for the consequences of use of such information nor for any infringement of patents or other rights of third parties which may result from its use. No license is granted by implication or otherwise under any patent or patent rights of SGS-THOMSON Microelectronics. Specifications mentioned in this publication are subject to change without notice. This publication supersedes and replaces all information previously supplied. SGS-THOMSON Microelectronics products are not authorized for use as critical components in life support devices or systems without express written approval of SGS-THOMSON Microelectronics.

© 1997 SGS-THOMSON Microelectronics - Printed in Italy - All Rights Reserved

SGS-THOMSON Microelectronics GROUP OF COMPANIES  
Australia - Brazil - Canada - China - France - Germany - Hong Kong - Italy - Japan - Korea - Malaysia - Malta - Morocco - The Netherlands -  
Singapore - Spain - Sweden - Switzerland - Taiwan - Thailand - United Kingdom - U.S.A  
...