




TYPE *OF* HIGH VOLTAGE FILTER CAPACITORS GLASS CONTAINER

[\[Products\]](#) | [\[Terms & Conditions\]](#) | [\[Sales Reps\]](#) | [\[Tech. Bulletins\]](#)
[\[Links\]](#) | [\[E-Mail\]](#) | [\[Home\]](#)

The data contained herein shows only a PARTIAL LISTING of items available for this product line and it gives only a CONDENSED VERSION of the applicable specifications and characteristics. Request our complete catalog for full information!



The type **OF** capacitors are an improved plastic dielectric capacitor impregnated with a highly purified and inhibited Mineral Oil. It is hermetically sealed, rated for operation at 85°C at full nameplate rating, and will withstand most environmental and electrical specifications in general use. Size is very small due to the nature of the dielectric used, and the particular attention to processing. They are designed to pass the tests and exceed the requirements of MIL-C-25D except for high altitude flashover. **VIBRATION & SHOCK**

MIL-C-25D consult factory for recommended mounting.

Temperature Range -55°C to 85°C with nameplate voltage applied. Derate to 60% nameplate voltage for operation at 105°C. Non-operating temperature range -65°C to 110°C, also available.

Test Voltage. through 20KV rating, 200%; above 20KV rating, 150% of nameplate voltage. Capacitors charged for 1 minutes.

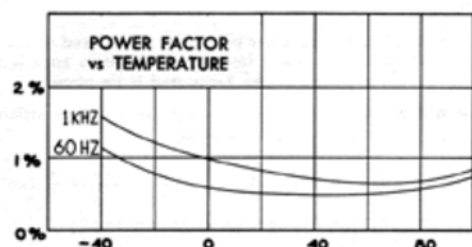
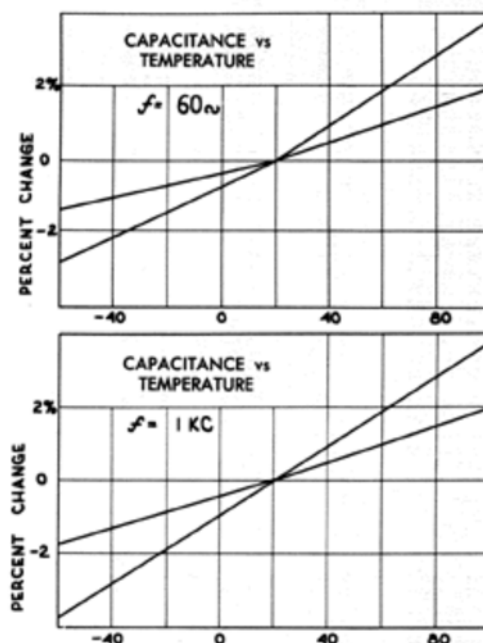
Capacitance Tolerance. Standard capacitance tolerance is plus/minus 10%. Also available in $\pm 5\%$ and $\pm 2\%$ tolerance. Standard tolerances not marked.

Life. Type OF capacitors are designed for continuous operation at 85°C with nameplate voltage applied. A suitable test to indicate compliance is operation for 250 hours at 85°C with 140% nameplate applied. Compliance is indicated by not more than one failure in a sample lot of 12.

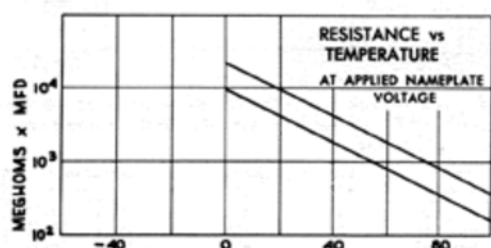
Mounting Position. Any.

Altitude. Type OF capacitors are designed for operation at barometric pressures greater than 20 inches of mercury.

Ripple. The peak ripple voltage plus the DC voltage should not exceed the nameplate voltage. Acceptable peak to peak ripple voltage in percent of nameplate voltage follows.



| Frequency | Peak to Peak | Frequency | Peak to Peak |
|-----------|------------------|-----------|------------------|
| CPS | Ripple Voltage % | CPS | Ripple Voltage % |
| 60 | 25 | 400 | 5 |
| 120 | 20 | 1000 | 3 |

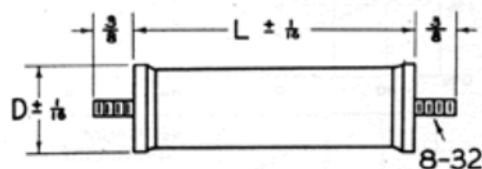
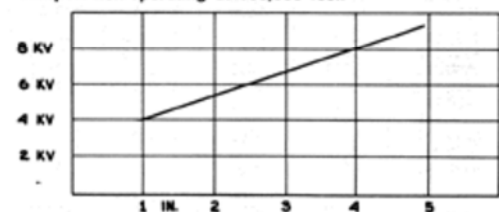


ALTITUDE. Type OF capacitors are designed for operation at barometric pressures greater than 20 inches of mercury.

Dielectric Resistance is indicated by the curve R vs. T. This curve expresses limits with nameplate voltage applied and 2 minute electrification time. Limitations 100³ megohms x mfd. or 100³ megohms whichever is less at room temperature.

Terminals are 8-32 x 3/8" long for diameters of 3/4" or greater. Smaller diameters are supplied with #18 tinned copper axial pigtailed. Other size studs, pigtailed and solder lugs are available.

Transport non-operating at 100,000 feet.



Dimensions

Dimensions

| Part Number | Cap MFD | Volts DC | L | D | Part Number | Cap MFD | Volts DC | L | D |
|-------------|---------|----------|--------|-------|-------------|---------|----------|--------|-------|
| OF20-103 | .01 | 2000 | 1-3/16 | 19/32 | OF80-502 | .005 | 8000 | 1-3/4 | 3/4 |
| OF20-203 | .02 | 2000 | 1-9/16 | 19/32 | OF80-103 | .01 | 8000 | 2-1/4 | 3/4 |
| OF20-503 | .05 | 2000 | 1-3/4 | 3/4 | OF80-203 | .02 | 8000 | 2-3/4 | 29/32 |
| OF20-104 | 0.1 | 2000 | 2-1/4 | 3/4 | OF80-503 | .05 | 8000 | 2-3/4 | 1-3/8 |
| OF20-254 | 0.25 | 2000 | 2-3/4 | 29/32 | OF80-104 | 0.1 | 8000 | 3-5/8 | 1-5/8 |
| OF20-504 | 0.5 | 2000 | 2 | 1-3/8 | OF80-204 | 0.2 | 8000 | 7 | 3/4 |
| OF30-103 | .01 | 3000 | 1-9/16 | 19/32 | OF100-501 | .0005 | 10KV | 1-5/8 | 19/32 |
| OF30-203 | .02 | 3000 | 1-3/4 | 3/4 | OF100-102 | .001 | 10KV | 1-5/8 | 19/32 |
| OF30-503 | .05 | 3000 | 2-1/4 | 3/4 | OF100-202 | .002 | 10KV | 1-5/8 | 3/4 |
| OF30-104 | 0.1 | 3000 | 1-3/4 | 1-1/8 | OF100-502 | .005 | 10KV | 1-3/4 | 13/16 |
| OF30-254 | 0.25 | 3000 | 2 | 1-3/8 | OF100-103 | .01 | 10KV | 2-1/4 | 29/32 |
| OF30-504 | 0.5 | 3000 | 2-3/4 | 1-5/8 | OF100-203 | .02 | 10KV | 2-3/4 | 1-1/8 |
| OF40-103 | .01 | 4000 | 1-3/16 | 3/4 | OF100-503 | .05 | 10KV | 2-3/4 | 1-5/8 |
| OF40-203 | .02 | 4000 | 1-3/4 | 3/4 | OF100-603 | .06 | 10KV | 3 | 1-5/8 |
| OF40-503 | .05 | 4000 | 2 | 13/16 | OF100-104 | 0.1 | 10KV | 5 | 1-5/8 |
| OF40-104 | 0.1 | 4000 | 2 | 1-1/8 | OF150-501 | .0005 | 15KV | 2-1/4 | 19/32 |
| OF40-254 | 0.25 | 4000 | 2-1/4 | 1-5/8 | OF150-202 | .002 | 15KV | 2-1/4 | 3/4 |
| OF40-504 | 0.5 | 4000 | 3-3/4 | 1-5/8 | OF150-502 | .005 | 15KV | 2-3/4 | 1-1/8 |
| OF50-201 | .0002 | 5000 | 1-3/16 | 19/32 | OF150-103 | .01 | 15KV | 3-3/4 | 1-1/8 |
| OF50-501 | .0005 | 5000 | 1-3/16 | 19/32 | OF150-203 | .02 | 15KV | 4-1/4 | 1-3/8 |
| OF50-102 | .001 | 5000 | 1-3/16 | 19/32 | OF150-503 | .05 | 15KV | 7 | 1-5/8 |
| OF50-202 | .002 | 5000 | 1-3/16 | 19/32 | OF200-102 | .001 | 20KV | 3-1/2 | 3/4 |
| OF50-502 | .005 | 5000 | 1-5/8 | 19/32 | OF200-202 | .002 | 20KV | 3-1/2 | 13/16 |
| OF50-103 | .01 | 5000 | 1-3/4 | 3/4 | OF200-502 | .005 | 20KV | 3-1/2 | 1-1/8 |
| OF50-203 | .02 | 5000 | 2-1/4 | 3/4 | OF200-103 | .01 | 20KV | 4-1/2 | 1-1/8 |
| OF50-503 | .05 | 5000 | 2-1/4 | 29/32 | OF200-203 | .02 | 20KV | 4-1/2 | 1-5/8 |
| OF50-104 | 0.1 | 5000 | 2-1/4 | 1-3/8 | OF300-201 | .0002 | 30KV | 4-9/16 | 19/32 |
| OF50-254 | 0.25 | 5000 | 3 | 1-5/8 | OF300-501 | .0005 | 30KV | 4-9/16 | 19/32 |
| OF50-504 | 0.5 | 5000 | 6 | 1-5/8 | OF300-502 | .005 | 30KV | 5 | 1-3/8 |
| OF60-502 | .005 | 6000 | 1-5/8 | 19/32 | OF300-103 | .01 | 30KV | 6-1/2 | 1-5/8 |
| OF60-103 | .01 | 6000 | 1-3/4 | 3/4 | OF300-203 | .02 | 30KV | 9 | 1-5/8 |
| OF60-203 | .02 | 6000 | 2-1/4 | 3/4 | OF400-202 | .002 | 40KV | 6-1/2 | 1-1/8 |
| OF60-503 | .05 | 6000 | 3-1/4 | 29/32 | OF400-502 | .005 | 40KV | 6-1/2 | 1-5/8 |
| OF60-254 | 0.25 | 6000 | 4 | 1 5/8 | OF500-501 | .0005 | 50KV | 8-1/4 | 3/4 |
| OF80-501 | .0005 | 8000 | 1-9/16 | 19/32 | OF500-102 | .001 | 50KV | 8-1/4 | 13/16 |

| | | | | | | | | | | |
|----------|------|------|--------|-------|--|-----------|------|------|--------|-------|
| OF80-102 | .001 | 8000 | 1-9/16 | 19/32 | | OF500-202 | .002 | 50KV | 8-1/4 | 1-1/8 |
| OF80-202 | .002 | 8000 | 1-3/4 | 19/32 | | OF500-502 | .005 | 50KV | 10 3/4 | 1-3/8 |

For further information, call (773) 489-2233 or [E-mail](#) us to have a complete data sheet fax or mail to you.

[\[Products\]](#) | [\[Terms & Conditions\]](#) | [\[Sales Reps\]](#) | [\[Tech. Bulletins\]](#)
[\[Links\]](#) | [\[E-Mail\]](#) | [\[Home\]](#)