Server Building Block Solutions®

New Generation X10 Broadwell/Haswell-EP, X11 Skylake

X11/X10/X9 Xeon® E7/E5/E3/D, Core™ i7/i5/i3, Atom Families

DP, UP and MP Serverboards
Enterprise Server/Storage Chassis
Twin, Ultra, GPU, WIO, Workstations,
Application Optimized & Embedded Solutions

Storage (NVMe, 12Gbps SAS3 & 6Gbps SATA3), Networking (100G/50G/40G/25G/10G Ethernet and 56G IB) & Rack Systems

System and Power Management, BBP®, 96%+ Titanium Level Power, plus much more ...

June 2016

Direct Attached SAS 3.0 (12Gbps) Supported

SuperStorage

New! Highest Storage Density and Performance

Supports up to: • 720TB Hot Swappable Storage Capacity (4U) • Redundant Expanders and Remote System Power On/Off and Monitoring • Redundant Titanium Level Power Supply • SAS 3.0 (12Gbps) performance • Compatible with Major Storage Software

2U Simply Double

All Flash NVMe or SAS3

Double Your Storage Capacity with the Greenest Solutions

New! 48x NVMe in 2U

SSG-2028R-NR48N (All Flash NVMe - *Shown*)
SSG-2028R-E1CR48N/L (SAS3)
48x 2.5" Hot-swap NVMe or SAS3 bays + 2x 2.5" Hot-swap drive bays (rear)

New! 24x NVMe in 2U

SYS-6028R-E1CR24N/L
SC826SE1C-R1K02JBOD
24x 3.5" Hot-swap SAS3/SATA3 drive bays + 2x 2.5" Hot-swap drive bays (rear)

60-bay 4U Top-Loading Server/JBOD with Single/Dual Expander

New! 60-Bay

SSG-6048R-E1CR60N/L *(Shown)*
SC946SE2C/1C-R1K66JBOD

(Rear View - Server)

We Power the Cloud

80 PLUS TITANIUM

TITANIUM

High Density Storage Enclosure (JBOD)

90x 3.5" SAS3 4U Storage Enclosure

New! 90-Bay

SC946ED-R2KJBOD *(shown)*
SSG-6048R-E1R90L *(server)*

90 Bays, 3.5", Front & Rear Access

SC847DE2C-R2K04JBOD
SC847DE1C-R2K04JBOD

44 Bays, 3.5", Front & Rear Access

SC847E2C-R1K28JBOD
SC847E1C-R1K28JBOD

72 SAS3 Bays, 2.5", Front & Rear Access

SC417BE2C-R1K23JBOD
SC417BE1C-R1K23JBOD

Front Access Storage Enclosure (JBOD)

24 Bays, 2.5", Front Access

SC216BE2C-R741JBOD
SC216BE1C-R741JBOD

12 Bays, 3.5", Front Access

SC826BE2C-R741JBOD
SC826BE1C-R741JBOD

16 Bays, 3.5", Front Access

SC836BE2C-R1K03JBOD
SC836BE1C-R1K03JBOD

24 Bays, 3.5", Front Access

SC846BE2C-R1K03JBOD
SC846BE1C-R1K03JBOD

Intel® Xeon® Processor E5-2600 v4 Product Family (Broadwell) Supported

NVMe (U.2)

• RAID support • Boot enabled • Hot-swappable

Highest Performance • Up to 6x the bandwidth of SATA 3.0 (6Gbps) SSDs

• >7x Lower Latency than SAS 3.0 (12Gbps) SSDs • Widest Variety of Serverboards and Optimized Chassis Available

2U 48 NVMe

New!

All Flash Solutions
2U SuperStorage:
SSG-2028R-NR48N
(U.S. Patent Pending)

2U 24 NVMe

• 2U Ultra: SYS-2028U-TN24R4T+

1U 10 NVMe

• Ultra: SYS-1028U-TN10RT+*(shown)*
SYS-1028U-TNR(4T/T/TP)+
• WIO: SYS-1028R-WTNR(T)
SYS-1027R-WC1NR(T)



• 2U Ultra: SYS-6028U-TNR(4T/T)+ *(shown)*
SYS-2028U-TNR(4T/T)+
SYS-6028U-E1CNR(4)T+
SYS-2028U-E1CNR(4)T+
• WIO: SYS-6028R-TDWNR
• DCO: SYS-6027R-CDNRT+
• TwinPro™: SYS-2028TP-DNC(T)(F)R
SYS-6028TP-DNC(T)(F)R
• EX DP: SYS-2028UT-B(T)(C1)NRT
• FatTwin™ SYS-F628R3-RTB(PT)N+
SYS-F618R2-RT(PT)N+
• SuperBlade®

Supermicro NVMe Serverboards

16 DIMMs, 2X GbE, PCI-E 3.0 x32 LHR, x8 RHR, x8 AOM, 4 Ports NVMe

X10DDW-iN

16 DIMMs, 2X 10GBase-T/GbE 2 Ports NVMe

X10DRW-N(T)

8 DIMMs, 2X 10GbE SFP+ 2 Ports NVMe

X10DRD-iNTP

8 DIMMs, 2X 10GBase-T/1GbE 2 Ports NVMe

X10DRD-iN(T)

32 DIMMs, 2X 10GBase-T NVMe through PCI-E

X10DBT (Server only)

Supermicro Optimized NVMe/SAS3 Chassis

SC116AC2-R706WB

- 1U chassis w/ 2 NVMe / SATA3 + 8 SAS3 12Gbps 2.5" SSD/HDD bays

SC826BAC4-R920LPB/WB

- 2U chassis w/ 4 NVMe / SAS3 + 8 SAS3 12Gbps 3.5" SSD/HDD bays

SC216BAC4-R920LPB/WB

- 2U chassis w/ 4 NVMe / SAS3 + 20 SAS3 12Gbps 2.5" SSD/HDD bays

Large Bandwidth and Latency Improvements with True Hot-Swap Capability

The primary benefits of Supermicro SuperServer® solutions with NVMe support include improved performance (throughput and latency), hot-swap capability, ability to support many true hot-swap NVMe drives per server, cost-effectiveness compared to add-on card based solutions, and availability of many cost-optimized models from which to choose.

Supermicro is the first to market with true hot-swap support for NVMe SSD drives. This feature allows easy addition of storage capacity through the addition of SSDs, the replacement of existing SSDs with higher capacity units, or replacement of failed drives, while the server system is in operation. Additionally, the hot-swap feature protects against surprise removals, random device failures, or operator errors. Software hardening from Supermicro on its NVMe server product line provides an excellent protection against these all too-common data center issues.

Intel® Xeon® Processor E5-2600 v4 Product Family (Broadwell) Supported

X10 Broadwell Serverboard Solutions

Supports up to: 44 Cores per Serverboard • 160W TDP CPUs • 3TB DDR4-2400MHz • SAS 3.0 (12Gbps) • NVMe • Quad 10GBase-T • Dual 10G SFP+ • FDR (56Gbps) InfiniBand

GPU/Xeon® Phi™

1U/2U
up to 6 GPUs Supported

X10DRG-Q
X10DRG-H / X10DRG-HT
X10DGQ
X10SRG-F (UP)

Resource Optimized / Storage

Large Memory / Quad LAN / Quad 10GBase-T /
24 DIMMs / SAS3 / 7 PCI-E Slots

X10DRC-T4+ / X10DRC-LN4+
X10DRi-T4+ / X10DRi-LN4+
X10DRH-iLN4/CLN4 /
X10DRH-C/i(T) / X10DRX /
X10SRH-CF/CLN4F (UP)

Datacenter Optimized

Cost-Optimized /
8/16 DIMMs / NVMe / 10GBase-T

X10DDW-i / X10DDW-iN
X10DRD-i(N)TP
X10DRD-LTP /
X10DRD-L(T)
X10DRD-i(N)(T)

Mainstream

Compact / Cost-Effective / 10GBase-T /
SAS3 / 7 PCI-E Slots / Feature Rich

X10DRi / X10DRi-T / X10DRL-i /
X10DRL-LN4 / X10DRL-CT/iT/C
X10DRH-iLN4/CLN4
X10SRi-F / X10SRL-F (UP)
X10SRM-F/-TF (UP)

Workstation

Mainstream / SAS3 /
160W TDP / Hyper-Speed

X10DAi / X10DAC
X10DAL-i / X10DAX
X10SRA-F / C7X99-OCE (UP)

WIO

Resource-Optimized / Feature Rich /
Cost-Effective / UP WIO

X10DRW-i / X10DRW-iT
X10DRW-E(T)/N(T)
X10SRW-F (UP)

Twin

1U/2U / Hot-Pluggable /
IB up to 56Gb / 10GBase-T

X10DRT-P(T)/PIBQ/PIBF
X10DRT-H(T)/HIBQ/HIBF
X10DRFR(-T) / X10DRFF(-C)
X10DRT-L/LIBQ/LIBF
X10DRT-PS

New Generation X10 Broadwell Serverboard Solutions

The Supermicro New Generation X10 Broadwell server/workstation boards provide the highest levels of performance, efficiency, scalability, and flexibility. They are available in a wide variety of application targeted designs including Twin, GPU/Xeon® Phi™, Data Center Optimized, Resource Optimized, Mainstream Application Optimized, WIO, SuperWorkstation, and SuperStorage.

The Supermicro New Generation X10 Broadwell server/workstation boards offer up to: 3TB ECC 3DS LRDIMM or RDIMM DDR4-2400MHz in 24 DIMM slots, PCI-E 3.0, SAS 3.0 (12Gbps) and SATA 3.0 (6Gbps) HDD support, NVMe SSD support, ConnectX FDR (56Gbps)/QDR InfinBand, quad 10GBase-T, 10G SFP+, quad Gigabit Ethernet, IPMI 2.0, and support for the latest Intel® Xeon® processor E5-2600/E5-1600 v4/v3 product families with up to 22 cores per socket for best performance. These server/workstation boards are supported by a wide variety of Supermicro compatible chassis in 1U, 2U, 3U/Mid-Tower, and 4U/Tower form factors for Data Center, Enterprise, Cloud Computing, and HPC environments.

Supermicro will support Redfish RESTful APIs on its X10 Generation and future motherboard, server, and storage product lines. All the BMC firmware designated with 3.xx will support this technology.

nvm EXPRESS We Power the Cloud

New!

Supermicro Supports Intel® Xeon® Processor E5-2600 v4 Product Family (Broadwell)

Supermicro has tested and validated the Intel® Xeon® Processor E5-2600 v4 product family (Broadwell) on all our X10 server, storage, and serverboard platforms. These new socket-compatible 14nm Broadwell processors have the following advantages compared to the previous generation 22nm Haswell processors:

- Up to 22 cores per socket
- Up to 44 threads per socket
- Up to 55 MB first-level cache
- 128GB ECC 3DS LRDIMM or RDIMM support
- Up to DDR4-2400MHz memory speed

https://en.wikipedia.org/wiki/Broadwell_(microarchitecture)

Intel® Xeon® Processor E5-2600 v4 Product Family (Broadwell) Supported

GPU/Xeon Phi™

4/6/8 GPU/Xeon® Phi™ in 1U/2U/4U
Supports up to: • 44 Cores per Serverboard • 160W TDP CPUs • 3TB DDR4-2400MHz in 24 DIMMs • SATA 3.0 • 10GBase-T

Serverboards

Server, 8 DIMMs, 3 PCI-E slots, 2 GPUs

X10SRG-F (UP)
(Server config only)

1U 4 GPU/Xeon® Phi™ and Support for Consumer GPUs

X10DGQ
(Server config only)

Server, 16 DIMMs, 5 PCI-E 3.0 slots, 6 GPUs, 10GBase-T, 145W TDP

X10DRG-H(T)
(Server config only)

Workstation, 16 DIMMs, 7 PCI-E slots, 4 GPUs, 160W TDP , Thunderbolt, 7.1 audio

X10DRG-Q
(Server config only)

8 GPU, 24 DIMMs

X10DRG-O+-CPU
(Server config only)

Optimized Chassis

New!
1U 4 Pascal GPU

SYS-1028GQ-TRX(T)

1U 4 GPU/Xeon® Phi™

SYS-1028GQ-TR(T)

New!
2U 4 Knight's Landing Xeon® Phi™ in 4 Hot-Plug Nodes

SYS-5028TK-HTR

New!
4U 8 Pascal GPU

SYS-4028GR-TXR
SYS-4028GR-TXRT

SC218GH-R2K03B
SYS-2028GR-TR

SC747TQ-R2K02B
SYS-7048GR-TR

SC418GAC-R3200B *(Proprietary)*
SYS-4028GR-TR(T)

Maximum Acceleration for Highest-Performance Workloads

The Supermicro GPU/Xeon® Phi™ server/workstation boards support up to: 3TB ECC 3DS LRDIMM or RDIMM DDR4-2400MHz in 24 DIMM slots, 4/6/8 GPU/Xeon® Phi™ cards in 1U/2U/4U, 10 SATA 3.0 (6Gbps) ports with Intel® C612 controller, LAN options up to 2x 10GBase-T or 2 Gigabit Ethernet ports, integrated IPMI 2.0 with KVM over dedicated LAN, and dual or single Intel® Xeon® processor E5-2600/E5-1600 v4/v3 product families up to 22 cores per socket and 160W TDP.

Supermicro's powerful GPU/Xeon™ serverboards are optimized for HPC, Machine Learning, Oil and Gas simulation, Computational Finance, Science and Engineering, and Media/Entertainment.

Intel® Xeon® Processor E5-2600 v4 Product Family (Broadwell) Supported

Data Center Optimized

Best Cooling for Highest Data Center Power Efficiency

Supports up to: • 44 Cores per Serverboard • 145W TDP CPUs • 3TB DDR4-2400MHz in 24 DIMMs • 4 AOCs (3 standard AOCs and 1 SAS3 Mezzanine card) in 1U • NVMe • Dual SFP+ and Dual 10GBase-T

Supermicro DCO Serverboards

Ultra, 160W TDP, 24 DIMMs, NVMe

X10DRU-i+ (Server only)

New! 8 DIMMs, Datacenter Optimized 2x 10GBase-T, 2 Ports NVMe

X10DRD-L/i(N)(T)

8 DIMMs, 4 PCI-E, 2x 10G SFP+, 2 Ports NVMe

X10DRD-i(N)TP/LTP

Datacenter Optimized 3 AOC in 1U, SAS3 AOM Support 4 Ports NVMe, Power Optimized (-iN)

X10DDW-i(N)

Optimized Chassis

SC113TQ-600WB (SYS-6018R-TDW)

SC801S(F)TS-656DP (SYS-6018R-TD8)

SC813T-441C (SYS-6018R-TDL)

SC815TQ-600WB (SYS-6018R-TDW)

SC514-R400C (SYS-6018R-MDR)

SC826BAC4-R920WB (SYS-6028R-TDWNR)

Best Cooling for Highest Data Center Power Efficiency

The Supermicro Data Center Optimized serverboard product family supports up to: 3TB ECC 3DS LRDIMM or RDIMM DDR4-2400MHz in 24 DIMM slots, up to 4 PCI-E 3.0 add-on cards in 1U or 8 PCI-E 3.0 add-on cards in 2U, 10 SATA3 (6Gbps) ports via Intel® C612 controller, LAN option up to 2x 10GBase-T or 10G SFP+, 10 NVMe ports, integrated IPMI 2.0 with KVM over dedicated LAN, and dual or single Intel® Xeon® processor E5-2600 v4/v3 product family up to 22 cores per socket and 145W TDP.

With an improved thermal design that utilizes power efficient components and side-by-side CPU designs that help eliminate CPU preheating to allow higher operating temperatures, the Supermicro Data Center Optimized serverboard product family delivers the best performance-per-watt to optimize data center Total Cost of Ownership (TCO). The Data Center Optimized product line perfectly complements modern energy efficient data center designs.

With best performance and energy efficiency, Supermicro Data Center Optimized serverboards are the best selection for Virtualized Hosting, Cloud Computing, and Database applications in data center environments where electric power must be minimized.

Intel® Xeon® Processor E5-2600 v4 Product Family (Broadwell) Supported

I/O Maximized

Supports up to: 11 PCI-E slots • 44 Cores per DP Serverboard • 145W TDP CPUs • 2TB DDR4-2400MHz in 16 DIMMs • 10 SATA3 ports • 2U/3U/4U optimized chassis available

- Dual socket R3 (LGA 2011) supports Intel® Xeon® processor E5-2600 v4/v3 product family, up to 22 cores/processor; QPI up to 9.6GT/s
- Intel® C612 chipset



X10DRX

- Up to 2TB ECC 3DS LRDIMM or RDIMM DDR4-2400MHz in 16 DIMM slots
- 10 SATA3 (6Gbps) ports; RAID 0,1,5,10
- 5 USB 3.0 ports, 4 USB 2.0 ports
- 2 SuperDOM ports, TPM 1.2 header
- Integrated IPMI 2.0 and KVM with dedicated LAN

- 11 PCI-E expansion slots: 10 PCI-E 3.0 x8 and 1 PCI-E 2.0 x4 (in x8)
- Intel® C612 controller for 10 SATA3 (6 Gbps) ports; RAID 0,1,5,10
- Dual LAN with Intel® i350 Gigabit Ethernet Controller

X10SRL

New!
2U 11 Slots

SC213XAC-R1K05

SC835XTQ-R982B

SC842XTQ-R606B

SC846XA/E1C/E2C-R1K23B

SC747BTQ-R1K62B

High Performance Multi I/O Building Block Solutions

The Supermicro X10DRX dual processor server board that supports up to 11 PCI-E slots (10 PCI-E 3.0 x8 and 1 PCI-E 2.0 x4 in x8 slot) for maximum I/O performance and expandability with up to 2TB of the newest high speed DDR4-2400MHz memory in 16 DIMM slots and the latest Intel® Xeon® processor E5-2600 v4 (formerly Broadwell) product family for best computing power. The X10DRX includes 10 SATA 3.0 (6Gbps) ports, 9 USB ports, and integrated IPMI 2.0 with KVM over dedicated LAN. These unique server features are combined into a space-saving 15.2”W and 13.2”H form factor that can easily be integrated with 3U, 4U, and (new!) 2U Supermicro chassis for an optimized solution in network security, video surveillance DVR/NVR, factory floor automation & control, and automated test equipment.

Intel® Xeon® Processor E5-2600 v4 Product Family (Broadwell) Supported

WIO

Supports up to: 3/6 Add-on Cards in 1U/2U • 44 Cores per Serverboard • 145W TDP CPUs • 2TB DDR4-2400MHz in 16 DIMMs • NVMe • Dual 10GBase-T

WIO Serverboards

8 DIMMs

X10SRW-F (UP)

16 DIMMs, 2x 10GBase-T, 2 NVMe

X10DRW-E/N(T)

16 DIMMs, 2x 10GBase-T, AOM SAS 3.0

X10DRW-i(T)

Datacenter Optimized 3 AOC in 1U, SAS3 AOM Support 4 Ports NVMe

X10DDW-i(N)

Optimized Chassis

SC514-R400W
(SYS-1028R-WMR(T))

SC116AC2-R706WB
(SYS-1028R-WC1R(T))

SC815TQ-R706WB
(SYS-6018R-WTR(T))

SC825TQ-R740WB
(SYS-6028R-WTR(T))

SC825TQ-R500WB
(SYS-5028R-WR)

Densest I/O for Diverse Applications

The Supermicro WIO serverboard product family supports up to: 2TB ECC 3DS LRDIMM or RDIMM DDR4-2400MHz in 16 DIMM slots, 3/6 Add-on Cards in 1U/2U, AOM SAS 3.0 support, 10 SATA 3.0 (6Gbps) ports with Intel® C612 controller, optional NVMe drives, LAN options up to 2x 10GBase-T or 2 Gigabit Ethernet ports, integrated IPMI 2.0 with KVM over dedicated LAN, and dual or single Intel® Xeon® processor E5-2600/E5-1600 v4/v3 product families up to 22 cores per socket and 145W TDP.

Supermicro WIO serverboards allow users to select from the wide range of I/O options, offered through a variety of WIO riser cards supporting up to 3/6 PCI-E 3.0 expansion slots in 1U/2U, to optimize the storage and networking options that best fit their applications. In addition to enabling customizable configurations and optimization for a wide range of application requirements, Supermicro WIO serverboards also provide attractive cost advantages and investment protection.

Supermicro WIO serverboards are optimized for general purpose, ERP/MRP, and network and security appliance applications. Compatible Supermicro chassis include the SC113TQ, SC116TQ, SC213A, SC825TQ, and SC815TQ.

Intel® Xeon® Processor E5-2600 v4 Product Family (Broadwell) Supported

Mainstream

Widest Serverboard Selection for Enterprise IT

Supports up to: • 44 Cores per Serverboard • 145W TDP CPUs • 2TB DDR4-2400MHz in 16 DIMMs • 7 PCI-E • Dual 10GBase-T or Quad Gigabit Ethernet LANs • ATX Form Factor

Optimized Serverboards

8 DIMMs, 6 PCI-E	*8 DIMMs, 7 PCI-E*	*LSI® 3108 SAS3 4x 10GBase-T*	*16 DIMMs, 6 PCI-E, 2x 10GBase-T*	*Cost-Effective SAS3 HW RAID 2x 10GBase-T/1GbE*	*Cost-Effective SATA, 6 PCI-E*	*Cost-Effective 4 GbE LAN*
						
X10SRi-F (UP)	X10SRL-F (UP)	X10DRC-T4+	X10DRi(-T)	X10DRL-C/iT/CT	X10DRL-i	X10DRL-LN4

Optimized Chassis

					
SC813MTQ-350CB (SYS-5018R-M)	SC813MTQ-R400CB (SYS-5018R-MR)	SC213AC-R920LPB (SYS-2028R-C1RT4+)	SC823TQ-653LPB (SYS-6028R-T(T))	SC825TQ-R740LPB (SYS-6028R-TR(T))	SC745TQ-R920B (SYS-7048R-TR(T))

Widest Serverboard/Chassis Selections for SMB and Enterprise IT

The Supermicro Mainstream Application Optimized serverboard product family supports up to: 2TB ECC 3DS LRDIMM or RDIMM DDR4-2400MHz in 16 DIMM slots, 7 PCI-E slots with X10SRL, 10 SATA 3.0 (6Gbps) ports with Intel® C612 controller, LAN options up to 2x 10GBase-T and/or 2 GbE ports, integrated IPMI 2.0 with KVM over dedicated LAN, and dual or single Intel® Xeon® processor E5-2600/E5-1600 v4/v3 product families up to 22 cores per socket and 145W TDP, in compact form factors suitable for space-saving short-depth chassis.

The Mainstream Application Optimized serverboards from Supermicro are the optimal entry level or volume selections. By choosing the exact model with just the right amount of onboard features needed for their applications from a broad product selection, customers can save significant amounts on CAPEX, while Supermicro's energy-efficient serverboard designs will help customers save on OPEX as well.

The Supermicro Application Optimized serverboard product family supports a wide variety of mainstream server applications in highly cost-effective form factors, including General Purpose Data Center Servers, Web Servers, and Enterprise/Workgroup Server Systems. Compatible Supermicro chassis include the SC813MTQ, SC113MTQ, SC512F, SC826TQ, SC833T, SC732i, SC842TQ, SC745TQ, SC825TQ, and SC835TQ.

Intel® Xeon® Processor E5-2600 v4 Product Family (Broadwell) Supported

SuperWorkstation

Supports up to: • 44 Cores per Serverboard • 160W TDP CPUs • 2TB DDR4-2400MHz in 16 DIMMs • 4 GPU/Xeon® Phi™ with PCI-E 3.0 x16 • SAS 3.0 (12Gbps) • 7.1 HD Audio / Thunderbolt / Hyper-Speed Technologies

Motherboards

Skylake Workstation	*Skylake* Workstation	*Skylake* Workstation	*8 DIMMs, 4 PCI-E 3.0 slots, 12 USB, HD Audio*	*12" x 10" Workstation, 2 GPUs Thunderbolt AOC support*	*16 DIMMs, 6 PCI-E slots, 7.1 HD Audio, Thunderbolt*	*16 DIMMs, 6 PCI-E slots, 7.1 HD Audio, Thunderbolt, Hyper-Speed*	*16 DIMMs, 4 GPUs 7.1 HD Audio Support, Thunderbolt Support, 4-way GeForce SLI support*
							
X11SAT-F (UP)	X11SAE(-F) (UP)	X11SAE-M (UP)	X10SRA(-F) (UP)	X10DAL-i	X10DAi X10DAC	X10DAX	X10DRG-Q

Optimized Chassis

SC732D3-903B
SYS-5038A-i

SC743TQ-1200B-SQ
SYS-7048A-T

SC747BTQ-R1K62B
SYS-7048GR-TR

Server Grade Quality for Knowledge Workers

Supermicro's server grade SuperWorkstation motherboards support up to: 2TB ECC 3DS LRDIMM or RDIMM DDR4-2400MHz in 16 DIMM slots, 4 PCI-E 3.0 x16 slots for GPU/Xeon® Phi™ cards, 8 ports of LSI® 3008 SAS 3.0 (12Gbps) with Software RAID, and dual Gigabit Ethernet LAN ports. Other important workstation features include 7.1 HD audio, 11 USB ports (6 USB 3.0), Thunderbolt AOC, Hyper-Speed Hardware Acceleration and 160W CPU support with dual or single Intel® Xeon® processor E5-2600/E5-1600 v4/v3 product families up to 22 cores per socket.

Supermicro SuperWorkstation motherboards are optimized for customer applications requiring high I/O throughput, storage capacity, and powerful graphics capabilities. In addition, with Supermicro's signature server grade quality and support, customers will benefit from more processing capacity in less space with better efficiency. These include Science & Engineering, CAD/CAE/CAM, Digital Content Creation, Oil & Gas, and Digital Imaging. The rich multimedia features are excellent for Digital Entertainment.

Intel® Xeon® Processor E5-2600 v4 Product Family (Broadwell) Supported

Embedded

Long Life Cycle • High-Efficiency • Compact Form Factor • High Performance • Global Services

Supermicro High Performance, High Density Motherboards

Skylake *vPro AMT Embedded Desktop*	*Skylake E3-1200v5 vPro AMT/IPMI 1U Optimized*	***Skylake*** *Workstation*	*ATX 12"x9.6"*	*ATX 12"x9.6"*	*ATX 12"x9.6"*	*Proprietary 8"x13"*
						
X11SSQ	X11SSZ-F X11SSZ-TLN4F	X11SAE X11SAE-F	X10SRi-F	X10SRL-F	X10SRH-CF X10SRH-CLN4F	X10SRW-F

12" x 10" Workstation, 2 GPUs Thunderbolt AOC support	*6 PCI-E 3.0 slot, Dual 10GBase-T*	*ATX 12"x10"*	*NVMe, 10GbE SFP+ Cost and Cooling Optimized*	*7 PCI-E 3.0 slot, HW SAS3.0, 12"x13"*	*Workstation, SAS3.0, Thunderbolt AOC, Hyper-speed*	
						
X10DAL-i	X10DRi(-T)	X10DRL-i	X10DRD-i(N)TP	X10DRH-C(T) X10DRH-i(T)	X10DAi/C/X	

Low Power Consumption / Compact Size SoC

Xeon® D SoC, 16-Core up to 22 SATA ports 2x 10GbE SFP+, 6x 1GbE	***Skylake*** *Core i7/i5/i3, vPro AMT 3 Independent Displays*	*Xeon® D SoC, 16-Core up to 128GB RDIMM Dual 10GBase-T, Dual 1GbE*	*6W Braswell SoC Quad 1GbE / IPMI*	*Avoton / Rangeley Quad 1GbE / IPMI*	*Xeon® D SoC, 4-Core 2x 10GbE SFP+, 6x 1GbE*	*Embedded / Communication Rangeley / LAN Bypass*
						
X10SDV-7TP8F	X11SSV-Q	X10SDV-16C+-TLN4F	X11SBA-F X11SBA-LN4F	A1SAi-2750F/2550F A1SRi-2758F/2558F/2358F	X10SDV-TP8F	A1SRM-LN7F-2758 A1SRM-LN7F-2358

Supermicro Optimized Chassis

						
New! SCE100	***New!*** SC101S	SC101i	***New!*** SC721TQ-250B	SC504-203B	SC505-203B	SC510T

				
SC116AC-R700WB	***New!*** SC514-441/505	SC813M	SC825MTQ-R700LPB	SC842XTQ/TQ/i

High Performance, High Density, Long Life Cycle, Optimized for Industrial Appliances & IPC Solutions

We Power the Cloud

80 PLUS TITANIUM

TITANIUM

Supermicro provides innovative and first-to-market technologies that are the building blocks for today's embedded computing platforms. Rapid growth in the embedded markets and open standards are driving the need for higher levels of product integration and optimization through network connectivity, remote management, mobile communication, expanded I/O, and device to device communications using space and power efficient configurations. Supermicro offers the widest choice of off-the-shelf building blocks to meet customer needs that are optimized to specific applications. Supermicro's high-performance embedded motherboards and optimized chassis offer the most extensive selection in the industry, utilizing Intel® processors and chipsets that meet diverse customer needs.

Intel® Xeon® Processor E3-1200 v5 (Skylake-S) Product Family Supported

X11 Skylake Server Solutions

Supports up to: • DDR4 memory with over 14% performance increase • PCI-E 3.0 with 60% performance improvement • SATA 3.0 with 100% performance enhancement • Double memory capacity to 64GB

QuickSynch Video & VHD Solutions

New! VHD support
8 SATA3, 4 GbE ports

X11SSH-F
X11SSH-LN4F

Appliance Solutions

New! 4 PCI-E-32 Slots
1U Networking Appliance

X11SSA-F
X11SSi-LN4F

Cost-Optimized SAS3/NVMe

New! 8 SAS3, SW RAID
2 NVMe Onboard

X11SSL-CF
X11SSL-nF

10GBase-T & SAS3 + 10GBase-T

New! 8 SAS3 + Dual 10GBase-T, SW RAID
Dual 10GBase-T

X11SSH-CTF
X11SSH-TF

Entry-Level, Max I/O, & SATA3

New! Cost optimized
4x PCI-E 3.0 Expansion Slots

X11SSL(-F)
X11SSM(-F)

3 AOCs in 1U

New! WIO Form Factor
1U/3 AOC

X11SSW-F

X11 Skylake UP Motherboard Solutions

Supermicro X11 Skylake UP Serverboards provide substantial performance and efficiency improvements over previous generations, including support for the latest Intel® Xeon® processor E3-1200 v5 product family that provides a 15% efficiency / performance increase; DDR4 memory implementation that delivers a 14%+ performance improvement over DDR3 memory; all PCI-E implementation that achieves a PCI-E 3.0 8Gbps bus speed or a 60% performance enhancement over 5Gbps PCI-E 2.0; and all SATA3 implementation bringing a 6Gbps storage data rate or a 100% performance increase from the 3Gbps of SATA2. In addition memory capacity is doubled from 32GB of DDR3 to 64GB of ECC DDR4 memory, a 100% increase.

Additional Supermicro advanced technologies enhancing the X11 Skylake UP Serverboard product line include NVMe, M.2, Dual 10GBase-T, Dual/Quad Gigabit LAN, IPMI 2.0, VHD, PCI-E 3.0 x16 slots to support GPU/Xeon® Phi™ cards, up to 7 expansion slots, Supermicro WIO (Wide I/O) technology, and 7-year long-life for embedded applications. Supermicro X11 Skylake UP Serverboards are available in a wide variety of options including MicroATX, ATX and WIO form factors; value, performance, and feature-rich models; with multiple PCI-E, USB, IPMI, LAN, and storage configurations available to fit the most demanding customer applications.

11 PCI-E slots
DP Broadwell up to 145W TDP
Up to 2TB DDR4-2400MHz in 16 DIMMs
10 SATA3 ports
Optimized 2U, 3U, and 4U chassis available
I/O Maximized Server Board



SUPERO® X10DRX

The Supermicro X10DRX dual processor server board that supports up to 11 PCI-E slots (10 PCI-E 3.0 x8 and 1 PCI-E 2.0 x4 in x8 slot) for maximum I/O performance and expandability with up to 2TB of the newest high speed DDR4-2400MHz memory in 16 DIMM slots and the latest Intel® Xeon® E5-2600 v4 (formerly Broadwell) product family for best computing power. The X10DRX includes 10 SATA 3.0 (6Gbps) ports, 9 USB ports, and integrated IPMI 2.0 with KVM over dedicated LAN. These unique server features are integrated into a space-saving 15.2"W and 13.2"H form factor and are backed by Supermicro's unrivaled product quality, technical support, and Global Services.

The X10DRX is thermally optimized for high performance operation in heat constrained environments by utilizing offset CPU placement that eliminates CPU pre-heating conditions by reducing inlet temperatures to the second CPU by up to 10ºC. This innovative server board design also features 11 PCI-E slots that provide customers with the highest I/O flexibility in many areas such as ultra high speed local storage, interfaces to the latest display and video technologies, storage networking, and data collection from remote sensors.

Cutting edge features such as highest I/O performance and expandability, large memory capacity, and accelerated storage technologies combined with wide I/O throughput and outstanding thermal characteristics make the X10DRX serverboard the optimal choice for Factory Floor Automation and Control, Automated Test Equipment, Network Security, Video Surveillance DVR/NVR applications, and Internet of Things (IoT) applications.

Key Features

- Dual socket R3 (LGA 2011) supports Intel® Xeon® processor E5-2600 v4/ v3 family; QPI up to 9.6GT/s
- Intel® C612 chipset
- Up to 2TB ECC 3DS LRDIMM , up to DDR4- 2400MHz ; 16 DIMM slots
- Expansion slots: 10 PCI-E 3.0 x8 and 1 PCI-E 2.0 x4 (in x8) slot
- Intel® i350 Dual port GbE LAN
- 10 SATA3 (6Gbps); RAID 0, 1, 5, 10
- Integrated IPMI 2.0 and KVM with Dedicated LAN
- 5 USB 3.0 ports, 4 USB 2.0 ports
- 2 SuperDOM ports, TPM header
- Supermicro Optimized Chassis:
  - 2U: SC213X (NEW)
  - 3U: SC835XTQ
  - 4U: SC842XTQ, SC846XE1C, SC825X

UP Broadwell up to 145W TDP
Up to 512GB DDR4-2400MHz in 4 DIMMs
10 SATA 3.0 (6Gbps) ports
3 PCI-E 3.0 and 1 M.2 slots, Dual 10GBase-T
Compact Server / Embedded Board

New!

SUPERO® X10SRM-TF

The Supermicro X10SRM-TF server/embedded board offers up to: 512GB ECC 3DS LRDIMM or RDIMM DDR4-2400MHz in 4 DIMM slots, 3 PCI-E slots (1 PCI-E 3.0 x16, 2 PCI-E 3.0 x8), 1 M.2 connector to support M.2 modules, 10 ports of SATA 3.0 (6Gbps) with RAID 0/1/10, dual Intel® x550 10GBase-T, and 11 USB ports (5 are USB 3.0) in a compact µATX form factor with a 7+ year product life cycle with support for single Intel® Xeon® processor E5-2600/1600 v4/v3 product families up to 145W TDP.

The X10SRM-TF is a compact (µATX) and low-cost E5 (Broadwell) board with both compact server and high-performance embedded capabilities. It provides PCI-E 3.0 x16 on slot #6 to support 1U server solutions that can also accommodate FHFL single-width GPU cards for cost-effective high performance computing for SMB customers. The 3 PCI-E 3.0 slots can scale comfortably while the dual 10 Gigabit Ethernet LAN connections provide the necessary bandwidth and fast throughput to connect to large scale storage deployments. In particular, Enterprise and embedded customers in need of highest storage performance will appreciate the M.2 support which provides low-latency and maximum data bandwidth when connected to NVMe SSDs. The onboard IPMI with dedicated LAN provide effective remote server management for this compact UP server solution while the 7-year lifespan and 12 volt PSU support are attractive embedded features.

The Supermicro X10SRM-TF is targeted at Storage, HPC, Data Center, and Embedded deployments. With additional Supermicro Building Blocks including optimized chassis, add-on cards, HDDs/SSDs, CPUs, memory, and Supermicro Server Management Utilities software, customers can readily optimize the X10SRM-TF to save costs, time, and complexity.

Key Features

- Single socket R3 (LGA-2011) supports Intel® Xeon® processor E5-2600/1600 v4/v3 product families up to 145W TDP
- Intel® C612 chipset with 7 year long life
- Up to 512GB ECC 3DS LRDIMM or RDIMM DDR4-2400MHz in 4 DIMM slots
- Expansion slots: 1 PCI-E 3.0 x16, 2 PCI-E 3.0 x8 slots, 1 M.2 mini PCI-E connector (22110, 2280, 2242)
- 10 SATA 3.0 (6Gbps) ports, RSTe 4.0 with RAID 0,1,10
- Dual 10GBase-T LAN with Intel® X550 controller
- 5 USB 3.0 ports (2 rear + 2 via header + 1 Type A) and 6 USB 2.0 ports
- Integrated IPMI 2.0 plus KVM with dedicated LAN
- Micro ATX 9.6" x 9.6" form factor
- Supermicro optimized Chassis SC113M, SC813M, SC514/515, SC825MTQ, SC213LT, SC823, SC833T, and SC731i
- Supermicro optimized Riser Card RSC-RR1U-E16

Supermicro installs safety caps on all serverboards to protect the CPU socket pins. Read and follow the important instructions on this protective cap to insure proper product safety. *CPU Socket cap MUST always be in position when the CPU is not installed.*

Supermicro® Global SKUs

Supermicro® provides full integration, fulfillment and support services for customers in the Americas, Asia-Pacific (APAC), Europe, Middle East and Africa (EMEA) regions. Logistics and support for each region is processed through advanced operations centers in San Jose, CA (HQ), Taiwan (TW) and the Netherlands (NL). Products listed below are available in all of our branches across the globe.

Supermicro's global operations centers offer customers TTM advantages with streamlined processing, accelerated delivery as well as cost savings with reduced shipping charges and dedicated support within local time zones. Consult with your local Supermicro Sales Representative to optimize fulfillment and support of your Supermicro products through our worldwide logistics and service centers.

DP Motherboard SKUs

- X10DRi
- X10DRi-T
- X10DRi-LN4+
- X10DRH-i
- X10DRH-C
- X10DAi
- X10DRL-i
- X10DRW-i
- X9DRW-iF
- X9DRL-iF
- X9DRi-LN4F+
- X9DRi-F
- X9DRH-iF
- X9DRH-7F
- X9DRD-iF
- X9DRD-EF
- X9DR7-LN4F
- X9DBU-iF
- X9DBL-iF
- X9DAi

UP Motherboard SKUs

- X11SAE
- X11SSH-CTF
- X11SSH-F
- X11SSH-LN4F
- X11SSH-TF
- X11SSL-F
- X11SSV-Q
- X11SSW-F
- X10SDV-TLN4F
- X10SRi-F
- X10SRL-F
- X10SRW-F
- X10SRA
- X10SLM-F
- X10SLL-F
- X10SAE
- X9SRA

Chassis SKUs

- SC815TQ-600WB
- SC815TQ-R700WB
- SC813MTQ-350CB
- SC813MTQ-R400CB
- SC512F-350B
- SC512L-200B
- SC512L-260B
- SC514-441
- SC116TQ-R700WB
- SC213A-R740WB
- SC216BE16-R920LPB
- SC504-203B
- SC216BE1C-R920LPB
- SC825TQ-563LPB
- SC825TQ-R740LPB
- SC826BE16-R920LPB
- SC826BE1C-R920LPB
- SC731i-300B
- SC732i-500B
- SC835TQ-R920B
- SC836BE16-R920B
- SC836BE1C-R1K03B
- SC743TQ-865B-SQ
- SC745TQ-R920B
- SC846BE16-R920B
- SC846BE1C-R1K28B

Global SKUs are identified by the Global SKU logo (see above) in this document, and Global SKU part numbers are highlighted in green text throughout. Please refer to the Supermicro website for all the latest updates:
http://www.supermicro.com/Global_SKU

Featured Products and Solutions

Motherboards

Haswell Motherboard

Chassis by Form Factor

3U/Mid-Tower Chassis

4U/Tower

Accessories

LSI® 3108 SAS3 HW RAID
Quad 10GBase-T
24 DIMMs

GLOBAL SKU
Quad 10GBase-T
24 DIMMs

GLOBAL SKU
6 PCI-E 3.0 slots,
Dual 10GBase-T

New!
Quad 1GbE LAN
LSI® 3008 SAS3 SW RAID

GLOBAL SKU
7 PCI-E 3.0 slots
HW SAS3.0
Dual 10GBase-T

MODEL	**X10DRC-T4+** **X10DRC-LN4+**	**X10DRi-T4+** **X10DRi-LN4+**	**X10DRi** **X10DRi-T**	**X10DRH-iLN4** **X10DRH-CLN4**	**X10DRH-C(T)** **X10DRH-i(T)**
Processor†	Intel® Xeon® Processor E5-2600 v4 (Broadwell) / v3 (Haswell) product family supported; QPI up to 9.6GT/s; CPU TDP support up to 145W	Intel® Xeon® Processor E5-2600 v4 (Broadwell) / v3 (Haswell) product family supported; QPI up to 9.6GT/s; CPU TDP support up to 145W	Intel® Xeon® Processor E5-2600 v4 (Broadwell) / v3 (Haswell) product family supported; QPI up to 9.6GT/s; CPU TDP support up to 145W	Intel® Xeon® Processor E5-2600 v4 (Broadwell) / v3 (Haswell) product family supported; QPI up to 9.6GT/s; CPU TDP support up to 145W	Intel® Xeon® Processor E5-2600 v4 (Broadwell) / v3 (Haswell) product family supported; QPI up to 9.6GT/s; CPU TDP support up to 145W
Chipset	Intel® C612 Chipset	Intel® C612 Chipset	Intel® C612 Chipset	Intel® C612 Chipset	Intel® C612 Chipset
Form Factor	E.E. ATX 13.68” x 13”	E.E. ATX 13.68” x 13”	E. ATX 12” x 13”	E. ATX 12” x 13”	E. ATX 12” x 13”
Memory Capacity & Slots*	Up to 3TB ECC 3DS LRDIMM or RDIMM DDR4-2400MHz in 24 DIMM slots	Up to 3TB ECC 3DS LRDIMM or RDIMM DDR4-2400MHz in 24 DIMM slots	Up to 2TB ECC 3DS LRDIMM or RDIMM DDR4-2400MHz in 16 DIMM slots	Up to 2TB ECC 3DS LRDIMM or RDIMM DDR4-2400MHz in 16 DIMM slots	Up to 2TB ECC 3DS LRDIMM or RDIMM DDR4-2400MHz in 16 DIMM slots
Expansion Slots	2 PCI-E 3.0 x16 3 PCI-E 3.0 x8 1 PCI-E 2.0 x4 (in x8 slot)	2 PCI-E 3.0 x16 3 PCI-E 3.0 x8 1 PCI-E 2.0 x4 (in x8 slot)	3 PCI-E 3.0 x16 3 PCI-E 3.0 x8	2 PCI-E 3.0 x16 4 PCI-E 3.0 x8 1 PCI-E 3.0 x4	1 PCI-E 3.0 x16 6 PCI-E 3.0 x8
Onboard RAID Controller	Intel® C612 controller for 10 SATA3 (6 Gbps) ports; RAID 0,1,5,10; LSI® 3108 HW with 2G Cache controller for 8 SAS3 (12Gbps) ports; RAID 0,1,5,6,10,50,60 SuperCap option support; supports up to 16 drives**	Intel® C612 controller for 10 SATA3 (6 Gbps) ports; RAID 0,1,5,10	Intel® C612 controller for 10 SATA3 (6 Gbps) ports; RAID 0,1,5,10	Intel® C612 controller for 6 SATA3 (6 Gbps) ports; 4 SATA3 (6 Gbps) RAID 0,1,10 LSI® 3008 SW controller for 8 SAS3 (12Gbps) ports; RAID 0,1,10	Intel® C612 controller for 10 SATA3 (6 Gbps) ports; RAID 0,1,5,10; LSI® 3108 HW with 2G Cache controller for 8 SAS3 (12Gbps) ports; RAID 0,1,5,6,10,50,60 (-C SKU only)
Onboard LAN	-T4+: Quad LAN with Intel® X540 10GBase-T Ethernet Controller; -LN4+: Quad LAN with Intel® i350 Gigabit Ethernet Controllers	-T4+: Quad LAN with Intel® X540 10GBase-T Ethernet Controller; -LN4+: Quad LAN with Intel® i350 Gigabit Ethernet Controllers	Dual LAN with Intel® i350 Gigabit Ethernet Controllers -T: Dual LAN with Intel® X540 10GBase-T Ethernet Controller	Quad LAN with Intel® i350 Gigabit Ethernet Controllers;	Dual LAN with Intel® i350 Gigabit Ethernet Controllers; -T: Dual LAN with 10GBase-T with Intel® X540 10GbE Controller
Onboard VGA	AST2400 VGA	AST2400 VGA	AST2400 VGA	AST2400 VGA	AST2400 VGA
USB Ports	5 USB 3.0 ports (2 rear + 2 header + 1 Type A)	5 USB 3.0 ports (2 rear + 2 header + 1 Type A)	5 USB 3.0 ports (2 rear + 2 via header + 1 Type A) 6 USB 2.0 ports (2 rear + 4 via headers)	4 USB 3.0 ports (2 rear + 1 via header + 1 Type A) 4 USB 2.0 ports (2 rear + 2 via headers)	5 USB 3.0 ports (2 rear + 2 via header + 1 Type A) 4 USB 2.0 ports (2 rear + 2 via headers)
Other Onboard I/O Devices	2 ports SuperDOM TPM module header 2 COM Ports (1 rear, 1 header)	2 ports SuperDOM TPM module header 2 COM Ports (1 rear, 1 header)	2 ports SuperDOM TPM module header 2 COM Ports (1 rear, 1 header)	TPM module header	2 ports SuperDOM TPM module header 2 COM Ports (1 rear, 1 header)
Manageability	Redfish 1.0 + IPMI 2.0 + KVM with dedicated LAN, Intel® Node Manager, NMI SPM, SUM, SSM, SuperDoctor® 5, Watchdog	IPMI 2.0 + KVM with dedicated LAN, Intel® Node Manager, NMI SPM, SUM, SSM, SuperDoctor® 5, Watchdog	Redfish 1.0 + IPMI 2.0 + KVM with dedicated LAN, Intel® Node Manager, NMI SPM, SUM, SSM, SuperDoctor® 5, Watchdog	IPMI 2.0 + KVM with dedicated LAN, Intel® Node Manager, NMI SPM, SUM, SSM, SuperDoctor® 5, Watchdog	Redfish 1.0 + IPMI 2.0 + KVM with dedicated LAN, Intel® Node Manager, NMI SPM, SUM, SSM, SuperDoctor® 5, Watchdog
PC Health Monitoring	+12V, +3.3V, +5V, +5V Standby, 3.3v standby, Chassis intrusion header, Monitors CPU voltages, Supports system management utility	+12V, +3.3V, +5V, +5V Standby, 3.3v standby, Chassis intrusion header, Monitors CPU voltages, Supports system management utility	+12V, +3.3V, +5V, +5V Standby, 3.3v standby, Chassis intrusion header, Monitors CPU voltages, Supports system management utility	+12V, +3.3V, +5V, +5V standby, 3.3V standby, Chassis intrusion header, Monitors CPU voltages, Supports system management utility	+12V, +3.3V, +5V, +5V standby, 3.3V standby, Chassis intrusion header, Monitors CPU voltages, Supports system management utility
Thermal Control	8 4-pin, Overheat LED indication, PWM fan speed control, System level control	8 4-pin, Overheat LED indication, PWM fan speed control, System level control	8 4-pin, Overheat LED indication, PWM fan speed control, System level control	8 4-pin, Overheat LED indication, PWM fan speed control, System level control	8 4-pin, Overheat LED indication, PWM fan speed control, System level control
Other Features	ACPI power management, ATX Power connector, Control of power-on for recovery from AC power loss, CPU thermal trip support for processor protection, Node Manager Support, SDDC, WOL, UID	ACPI power management, ATX Power connector, Control of power-on for recovery from AC power loss, CPU thermal trip support for processor protection, Node Manager Support, SDDC, WOL, UID	ACPI power management, ATX Power connector, Control of power-on for recovery from AC power loss, CPU thermal trip support for processor protection, Node Manager Support, SDDC, WOL	ACPI power management, ATX Power connector, Control of power-on for recovery from AC power loss, CPU thermal trip support for processor protection, Node Manager Support, SDDC, WOL	ACPI power management, ATX Power connector, Control of power-on for recovery from AC power loss, CPU thermal trip support for processor protection, Node Manager Support, SDDC, WOL
BIOS	AMI UEFI	AMI UEFI	AMI UEFI	AMI UEFI	AMI UEFI

† *Supermicro chassis required for optimal functionality and performance*

* *Please check with your Supermicro sales representative and website for compatibility and configuration details*

* *For 240 HDD support (OEM SKU)*

SC216/BE1C/BE2C-R920LPB

2U Storage Chassis with 24x 2.5" HDDs and SAS3 12Gbps Technology

- 24x 2.5" hot-swap SAS3 drive bays, and optional rear 2.5" HDD
- Single/Dual SAS3 (12 Gbps) expander w/ MiniSAS HD connector
- 920W Redundant high-efficiency Platinum Level Power Supplies
- Optimized cooling w/ 3x 80x38mm hot-swap fans; optional 5x60mm middle fan kit
- 7x low-profile expansion slots

New!

SC836BE1C/E2C-R1K03B

3U chassis with 100% cooling redundancy

- 16x 3.5" hot-swap SAS/SATA drive bays with SES-II, optional 2x 2.5"HDD
- Redundant 1000W Titanium Level (96%+)power supplies w/ PMBus
- Single/Dual SAS3 (12 Gbps) expander w/ MiniSAS HD connector
- 3x 8cm hot-swap 4-pin PWM fans and 2x 8cm rear-exhaust 4-pin PWM fans
- 7x low-profile expansion slots

SC826BE1C/BE2C-R920LPB

2U Storage Chassis with 12x 3.5" HDDs and SAS3 12Gbps Technology

- 12 x 3.5" hot-swap SAS3 drive bays with SES-II, & optional rear 2x 2.5 HDD Single/Dual SAS3 (12 Gbps) expander w/ MiniSAS HD connector
- 920W Redundant high-efficiency Platinum Level Power Supplies
- 3x 8cm hot-swap cooling PWM fans; optional 5x 6cm hot-swap cooling fans
- 7x low-profile expansion slots

SC846BE1C-R1K28B

4U chassis with 100% Cooling Redundancy, Highly Reliable, Available and Scalable Storage

- 24x 3.5" hot-swap SAS3 drive bays; optional rear 2x 2.5 HDD with SES-II
- Single/Dual SAS3 (12 Gbps) expander w/ MiniSAS HD connector
- Redundant 1280W Platinum Level (94%+)power supplies w/ PMBus
- 5 hot-plug redundant cooling fans w/ adjustable air shroud
- 7 full-height full-length expansion slots

Chassis \ MB	X10DRC-T4+ X10DRC-LN4+	X10DRi-T4+ X10DRi-LN4+	X10DRi X10DRi-T	X10DRH-iLN4 X10DRH-CLN4	X10DRH-C(T) X10DRH-i(T)
2U	● SC216BAC-R920LPB ● SC826BAC4-R920LPB ● SC826BE1C-R920LPB ● SC216BE1C-R920LPB ● SC826BE2C-R920LPB ● SC216BE2C-R920LPB 2U Heatsink: SNK-P0048P	● SC216BAC-R920LPB ● SC826BAC4-R920LPB ● SC826BE1C-R920LPB ● SC216BE1C-R920LPB ● SC826BE2C-R920LPB ● SC216BE2C-R920LPB ● SC825TQ-R740LPB ● SC826BA-R920LPB ● SC216BA-R920LPB ● SC213A-R740LPB 2U Heatsink: SNK-P0048P	● SC823TQ-653LPB ● SC825TQ-R740LPB ● SC826BA-R920LPB ● SC826BE1C-R920LPB ● SC216BE1C-R920LPB ● SC826BE2C-R920LPB ● SC216BE2C-R920LPB ● SC213A-R740LPB ● SC216BA-R920LPB 2U Heatsink: SNK-P0048PS	● SC826BE1C-R920LPB ● SC826BE2C-R920LPB ● SC826BAC-R920LPB ● SC216BE1C-R920LPB ● SC216BE2C-R920LPB 2U Heatsink: SNK-P0048PS	● SC826BE1C-R920LPB ● SC826BE2C-R920LPB ● SC826BAC-R920LPB ● SC216BE1C-R920LPB ● SC216BE2C-R920LPB 2U Heatsink: SNK-P0048PS
3U/ Mid-Tower	● SC836BE1C-R1K03B ● SC835BTQ-R1K28B 2U Heatsink: SNK-P0048P	● SC836BE1C-R1K03B ● SC835BTQ-R1K28B ● SC835TQ-R920B ● SC836BA-R1K28B ● SC836BA-R920LPB 2U Heatsink: SNK-P0048P	● SC835TQ-R920B ● SC836BA-R1K28B ● SC836BA-R920LPB 2U Heatsink: SNK-P0048PS ● SC732i-865B ● SC732D4F-903B 4U Heatsink: SNK-P0050AP4	● SC836BE1C-R1K03B ● SC836BE2C-R1K03B ● SC835TQ-R920B 2U Heatsink: SNK-P0048PS ● SC732i-865B ● SC732D4F-903B 4U Heatsink: SNK-P0050AP4	● SC836BE1C-R1K03B ● SC836BE2C-R1K03B ● SC835TQ-R920B 2U Heatsink: SNK-P0048PS ● SC732i-865B ● SC732D4F-903B 4U Heatsink: SNK-P0050AP4
4U/ Tower	● SC846BE1C-R1K28B ● SC847BE1C-R1K28LPB ● SC745TQ-R920LPB 2U Heatsink: SNK-P0048P	● SC846BE1C-R1K28B ● SC847BE1C-R1K28LPB ● SC745TQ-R920B ● SC846BA-R920B 2U Heatsink: SNK-P0048P	● SC743TQ-1200B ● 842TQ-865B ● SC846BA-R920B ● SC846BE1C-R1K28B ● SC847BE1C-R1K28LPB ● SC847BE2C-R1K28LPB 2U Heatsink: SNK-P0048PS ● SC747TQ-R1400B-SQ ● SC842TQ-865B 4U Heatsink: SNK-P0050AP4	● SC743TQ-R920B ● SC743TQ-1200B ● SC847BE1C-R1K28LPB ● SC847BE2C-R1K28LPB 2U Heatsink: SNK-P0048PS	● SC743TQ-R920B ● SC743TQ-1200B ● SC846BE1C-R1K28B ● SC847BE1C-R1K28LPB ● SC847BE2C-R1K28LPB 2U Heatsink: SNK-P0048PS

Note - When ordering please select the Revision M version of your chassis to optimally support Supermicro serverboards with the Intel® Xeon® processor E5 family.
● Most Optimized Chassis for SuperServer Configuration
* Heatsinks & Riser Cards sold separately
† HDD controller card is needed and enterprise level SAS & SATA HDDs are only recommended.

	2400MHz DDR4 *Datacenter Optimized* *Dual 10GbE/1G* *2 Ports NVMe* 	*2400MHz DDR4* *Datacenter Optimized* *Dual 10Gbe SFP+* *Power Optimized (-LTP)* *2 Ports NVMe* 	GLOBAL SKU *12" x 13"* *WIO, Dual 10GbE* *SAS3 AOM* 	*16 DIMMs* *2400MHz DDR4* *WIO, 2 Ports NVMe* 	*Datacenter Optimized* *3 AOC in 1U* *SAS3 AOM Support* *4 Ports NVMe* *Power Optimized (-iN)* 
MODEL	**X10DRD-L(T)** **X10DRD-i(N)(T)**	**X10DRD-LTP** **X10DRD-iTP** **X10DRD-iNTP**	**X10DRW-i** **X10DRW-iT**	**X10DRW-E(T)** **X10DRW-N(T)**	**X10DDW-i** **X10DDW-iN**
Processor†	Intel® Xeon® Processor E5-2600 v4 (Broadwell) / v3 (Haswell) product family supported; QPI up to 9.6GT/s; CPU TDP support up to 145W	Intel® Xeon® Processor E5-2600 v4 (Broadwell) / v3 (Haswell) product family supported; QPI up to 9.6GT/s; CPU TDP support up to 145W	Intel® Xeon® Processor E5-2600 v4 (Broadwell) / v3 (Haswell) product family supported; QPI up to 9.6GT/s; CPU TDP support up to 145W	Intel® Xeon® Processor E5-2600 v4 (Broadwell) / v3 (Haswell) product family supported; QPI up to 9.6GT/s; CPU TDP support up to 145W	Intel® Xeon® Processor E5-2600 v4 (Broadwell) / v3 (Haswell) product family supported; QPI up to 9.6GT/s; CPU TDP support up to 145W
Chipset	Intel® C612 Chipset	Intel® C612 Chipset	Intel® C612 Chipset	Intel® C612 Chipset	Intel® C612 Chipset
Form Factor	Proprietary 10.5" x 13.05"	Proprietary 10.5" x 13.05"	Proprietary 12.3" x 13"	Proprietary 12.3" x 13"	Proprietary 12.8" x 13.4"
Memory Capacity & Slots*	Up to 1TB ECC 3DS LRDIMM or RDIMM DDR4-2400MHz in 8 DIMM slots	Up to 1TB ECC 3DS LRDIMM or RDIMM DDR4-2400MHz in 8 DIMM slots	Up to 2TB ECC 3DS LRDIMM or RDIMM DDR4-2400MHz in 16 DIMM slots	Up to 2TB ECC 3DS LRDIMM or RDIMM DDR4-2400MHz in 16 DIMM slots	Up to 2TB ECC 3DS LRDIMM or RDIMM DDR4-2400MHz in 16 DIMM slots
Expansion Slots	-L(T): 1 PCI-E 3.0 x8 -i(N)(T): 4 PCI-E 3.0 x8	-LTP: 1 PCI-E 3.0 x8 -i(N)TP: 4 PCI-E 3.0 x8	1 PCI-E 3.0 x32 Left Riser Slot 1 PCI-E 3.0 x16 Right Riser Slot 1 PCI-E 3.0 x16 for SAS3 AOM	1 PCI-E 3.0 x32 Left Riser Slot	1 PCI-E 3.0 x32 Left Riser Slot 1 PCI-E 3.0 x8 Right Riser Slot 1 PCI-E 3.0 x8 for SAS3 AOM
Onboard RAID Controller	-L(T): Intel® C612 controller for 6 SATA3 (6 Gbps) ports; RAID 0,1,5,10 -i(N)T: Intel® C612 controller for 10 SATA3 (6 Gbps) ports; RAID 0,1,5,10	-LTP: Intel® C612 controller for 6 SATA3 (6 Gbps) ports; RAID 0,1,5,10; -i(N)TP: Intel® C612 controller for 10 SATA3 (6 Gbps) ports; RAID 0,1,5,10	Intel® C612 controller for 10 SATA3 (6 Gbps) ports; RAID 0,1,5,10	Intel® C612 controller for 10 SATA3 (6 Gbps) ports; RAID 0,1,5,10	Intel® C612 controller for 10 SATA3 (6 Gbps) ports; RAID 0,1,5,10
Onboard LAN	-L/i: Dual LAN with Intel® i350 Gigabit Ethernet Controller -LT/iT/iNT: Dual LAN with Intel® X540 10GBase-T Ethernet Controller	Dual LAN with Intel® 82599ES 10 Gigabit Ethernet w/ SFP+	-i: Dual LAN with Intel® i350 Gigabit Ethernet Controllers -iT: Dual LAN with Intel® X540 10GBase-T Ethernet Controller	-E/N: Dual LAN with Intel® i350 Gigabit Ethernet Controllers -ET/NT: Dual LAN with Intel® X540 10GBase-T Ethernet Controller	Dual LAN with Intel® i350 Gigabit Ethernet Controllers
Onboard VGA	AST2400 VGA	AST2400 VGA	AST2400 VGA	AST2400 VGA	AST2400 VGA
USB Ports	7 USB 2.0 ports (4 rear + 2 via headers + 1 Type A)	7 USB 2.0 ports (4 rear + 2 via headers + 1 Type A)	6 USB 3.0 ports (4 rear + 2 via header)	2 USB 3.0 ports (headers), and 4 USB 2.0 ports (rear)	3 USB 3.0 ports (2 rear +1 Type A) 4 USB 2.0 ports (2 rear + 2 via headers)
Other Onboard I/O Devices	2 ports SuperDOM TPM module header 2 COM Ports (1 rear, 1 header) -iNT: 2x PCI-E 3.0 NVMe x4 Internal Ports	2 ports SuperDOM TPM module header 2 COM Ports (1 rear, 1 header) -iNTP: 2x PCI-E 3.0 NVMe x4 Internal Ports	2 ports SuperDOM TPM module header 1 COM port (1 header)	2 ports SuperDOM TPM onboard Header 1 COM Ports (1 header) -N(T): 2x PCI-E 3.0 NVMe x4 Internal Ports	2 ports SuperDOM TPM module header 1 COM port (1 header) -iN: 4 ports internal NVMe
Manageability	Redfish 1.0 + IPMI 2.0 + KVM with dedicated LAN, Intel® Node Manager, NMI SPM, SUM, SSM, SuperDoctor® 5, Watchdog	IPMI 2.0 + KVM with dedicated LAN, Intel® Node Manager, NMI SPM, SUM, SSM, SuperDoctor® 5, Watchdog	Redfish 1.0 + IPMI 2.0 + KVM with dedicated LAN, Intel® Node Manager, NMI, SPM, SUM, SSM, SuperDoctor® 5, Watchdog	Redfish 1.0 + IPMI 2.0 + KVM with dedicated LAN, Intel® Node Manager, NMI SPM, SUM, SSM, SuperDoctor® 5, Watchdog	IPMI 2.0 + KVM with dedicated LAN, Intel® Node Manager, NMI SPM, SUM, SSM, SuperDoctor® 5, Watchdog
PC Health Monitoring	+12V, +3.3V, +5V, +5V standby, 3.3V standby, Chassis intrusion header, Monitors CPU voltages, System level control	+12V, +3.3V, +5V, +5V standby, 3.3V standby, Chassis intrusion header, Monitors CPU voltages, System level control	+12V, +3.3V, +5V, +5V Standby, 3.3v standby, Chassis intrusion header, Monitors CPU voltages, Supports system management utility	+12V, +3.3V, +5V, +5V standby, 3.3V standby, Chassis intrusion header, Monitors CPU voltages, System level control	+12V, +3.3V, +5V, +5V standby, 3.3V standby, Chassis intrusion header, Monitors CPU voltages, Supports system management utility
Thermal Control	8 4-pin, Fan speed control, Overheat LED indication, PWM fan speed control, System level control, Thermal control tachometer fan connectors	8 4-pin, Fan speed control, Overheat LED indication, PWM fan speed control, System level control, Thermal control tachometer fan connectors	6 4-pin, Fan speed control, Overheat LED indication, PWM fan speed control, System level control, Thermal control tachometer fan connectors	6 4-pin, Fan speed control, Overheat LED indication, PWM fan speed control, System level control, Thermal control tachometer fan connectors	8 4-pin, Overheat LED indication, PWM fan speed control, System level control
Other Features	ACPI power management, ATX Power connector, Control of power-on for recovery from AC power loss, CPU thermal trip support for processor protection, Node Manager Support, SDDC, WOL, UID	ACPI power management, ATX Power connector, Control of power-on for recovery from AC power loss, CPU thermal trip support for processor protection, Node Manager Support, SDDC, WOL, UID	ACPI power management, ATX Power connector, Control of power-on for recovery from AC power loss, CPU thermal trip support for processor protection, Node Manager Support, SDDC, WOL, UID	ACPI power management, ATX Power connector, Control of power-on for recovery from AC power loss, CPU thermal trip support for processor protection, Node Manager Support, SDDC, WOL, UID	ACPI power management, ATX Power connector, Control of power-on for recovery from AC power loss, CPU thermal trip support for processor protection, Node Manager Support, SDDC, WOL
BIOS	AMI UEFI	AMI UEFI	AMI UEFI	AMI UEFI	AMI UEFI

† Supermicro chassis required for optimal functionality and performance

** Please check with your Supermicro sales representative and website for compatibility and configuration details*

SC116AC2-R706WB
SC116AC-R700WB

An efficient 1U rackmount design optimized for best price/performance

- Redundant 750W/700W Platinum/ Gold Level power supplies with PMBus function
- 10x hot-swap 2.5" SAS/SATA HDD bays
- AC2: 8x SAS3 12Gbps + 2x NVMe/ SAS2/SATA3 2.5" drive bays
- AC: 8x SAS3 12Gbps + 2x SAS2/SATA3 6Gbps 2.5" drive bays
- 2x full-height and 1x low-profile expansion slots

SC826BAC4-R920LPB/WB

2U Storage chassis with 12 HDDs

- SAS3 and NVMe SSD/HDD supported
- 920W Redundant Platinum Level power supplies
- 8x SAS3 12Gbps + 4x NVMe/SAS3 3.5" drive bays
- 7x low-profile expansion slots (LP); or 3x low-profile + 4 full-height expansion slots (WIO)

Note: WIO model as shown

SC815TQ-R706WB/R700WB
1U WIO Chassis with 2 FH & 1 LP Slots

- Redundant 750W Platinum/700W Gold Level high-efficiency power supplies
- 2 full-height PCI-E & 1 low-profile PCI-E supported
- 2x full-height & 1x low-profile expansion slots
- 4x 3.5" hot-swap drive bays
- 4x 4cm heavy duty counter-rotating fans and 2x optional fans for PCI card cooling

SC213AC-R740WB

2U chassis supports SMC Proprietary WIO motherboards

- 740W Redundant Platinum Level (94%) power supplies
- 16x 2.5" hot-swap SAS/SATA HD bays
- 1x Slim DVD-ROM Drive (optional); 2x USB + 1x COM port (optional)
- 3x 80mm 7k RPM PWM fans
- Mini-I-pass connectivity
- Adjustable Air Shroud
- Power switch & 6x LED indicators

Chassis \ MB	X10DRD-L(N)(T) X10DRD-i(N)(T)	X10DRD-LTP X10DRD-iTP X10DRD-iNTP	X10DRW-i X10DRW-iT	X10DRW-E(T) X10DRW-N(T)	X10DDW-i X10DDW-iN
1U	● SC514-441 ● SC514-R400C ● SC514-505 ● SC813T-441CB SC813LT-350CB SC813LT-R500CB 1U Heatsink: SNK-P0047PS	● SC514-441 ● SC514-R400C ● SC514-505 ● SC815TQ-600CB ● SC815TQ-R500CB 1U Heatsink: SNK-P0047PS	● SC116TQ-R700WB ● SC116AC-R700WB ● SC116AC2-R706WB ● SC113TQ-R700WB ● SC815TQ-600WB ● SC113TQ-600WB ● SC815TQ-R706WB 1U Heatsink: SNK-P0047PSC (Front) 1U Heatsink: SNK-P0057PS (Rear)	● SC116TQ-R700WB ● SC116AC2-R706WB ● SC113TQ-R700WB ● SC815TQ-600WB ● SC113TQ-600WB ● SC815TQ-R706WB ● SC514-R400W 1U Heatsink: SNK-P0047PSC (Front) 1U Heatsink: SNK-P0057PS (Rear)	● SC113TQ-600WB ● SC815TQ-600WB ● SC801SFT-656D** ● SC801ST-656D** 1U Heatsink: SNK-P0047PS
2U			● SC825TQ-R740WB ● SC826BA-R920WB ● SC826BAC4-R920WB ● SC213A-R740WB ● SC216BA-R920WB 2U Heatsink: SNK-P0048PS (Front) 2U Heatsink: SNK-P0048PSC (Rear)	● SC825TQ-R740WB ● SC826BA-R920WB ● SC826BAC4-R920WB ● SC213A-R740WB ● SC216BA-R920WB 2U Heatsink: SNK-P0048PS (Front) 2U Heatsink: SNK-P0048PSC (Rear)	● SC825TQ-R740WB ● SC826BA-R920WB ● SC826BAC4-R920WB ● SC213A-R740WB ● SC216BA-R920WB 2U Heatsink: SNK-P0048PS

Note - When ordering please select the Revision M version of your chassis to optimally support Supermicro serverboards with the Intel® Xeon® processor E5 family.
● Most Optimized Chassis for SuperServer Configuration
* Heatsinks & Riser Cards sold separately
† HDD controller card is needed and enterprise level SAS & SATA HDDs are only recommended.
** OEM SKU

MODEL	New! TwinPro SIOM Ready	TwinPro 56/40Gb InfiniBand/ Dual 10GbE	Twin 2400MHz DDR4 56/40Gb InfiniBand Power Optimized(-H)	1U Twin 2400MHz DDR4 6Gbps SATA3
				
	X10DRT-PS**	**X10DRT-P** X10DRT-PT** X10DRT-PIBQ** X10DRT-PIBF****	**X10DRT-H** X10DRT-HIBF****	**X10DRT-L X10DRT-LIBQ X10DRT-LIBF**
Processor†	Intel® Xeon® Processor E5-2600 v4 (Broadwell) / v3 (Haswell) product family supported; QPI up to 9.6GT/s; CPU TDP support up to 145W	Intel® Xeon® Processor E5-2600 v4 (Broadwell) / v3 (Haswell) product family supported; QPI up to 9.6GT/s; CPU TDP support up to 145W	Intel® Xeon® Processor E5-2600 v4 (Broadwell) / v3 (Haswell) product family supported; QPI up to 9.6GT/s; CPU TDP support up to 145W	Intel® Xeon® Processor E5-2600 v4 (Broadwell) / v3 (Haswell) product family supported; QPI up to 9.6GT/s; CPU TDP support up to 145W
Chipset	Intel® C612 Chipset	Intel® C612 Chipset	Intel® C612 Chipset	Intel® C612 Chipset
Form Factor	Proprietary 6.8" x 18.64"	Proprietary 6.8" x 18.64"	Proprietary 6.5" x 16.64"	Proprietary 6.5" x 16.64"
Memory Capacity & Slots*	Up to 2TB ECC 3DS LRDIMM or RDIMM DDR4-2400MHz in 16 DIMM slots	Up to 2TB ECC 3DS LRDIMM or RDIMM DDR4-2400MHz in 16 DIMM slots	Up to 1TB ECC 3DS LRDIMM or RDIMM DDR4-2400MHz in 8 DIMM slots	Up to 1TB ECC 3DS LRDIMM or RDIMM DDR4-2400MHz in 8 DIMM slots
Expansion Slots	1 PCI-E 3.0 x16 1 PCI-E 3.0 x8 Proprietary Slot 1 PCI-E 3.0 x8 connector for SMC add-on cards 1 PCI-E 3.0 x16 connector for SMC add-on cards	1 PCI-E 3.0 x16 1 PCI-E 3.0 x8 1 PCI-E 3.0 x8 connector for SMC add-on cards 1 PCI-E 3.0 x16 connector for SMC add-on cards	1 PCI-E 3.0 x16 2 PCI-E 3.0 x8 connector for SMC add-on cards	1 PCI-E 3.0 x16 (in x16 slot)
Onboard RAID Controller	Intel® C612 controller for 10 SATA3 (6 Gbps) ports; RAID 0,1,5,10	Intel® C612 controller for 10 SATA3 (6 Gbps) ports; RAID 0,1,5,10	Intel® C612 controller for 8 SATA3 (6 Gbps) ports; RAID 0,1,5,10	Intel® C612 controller for 10 SATA3 (6 Gbps) ports; RAID 0,1,5,10
Onboard LAN	Provided by SIOM Add-on-Module	Dual LAN with Intel® i350 Gigabit Ethernet Controllers -PT: Dual LAN with Intel® X540 10GBase-T Ethernet Controller -PIBQ: 1 Mellanox Connect-X3 QDR, QSFP connector (40Gb) -PIBF: 1 Mellanox Connect-X3 FDR, QSFP connector (56Gb)	Dual LAN with Intel® Ethernet Controller i350-AM2; -HIBF: 1 Mellanox Connect-X3 FDR, QSFP connector (56Gb)	Dual LAN with Intel® Ethernet Controller i350-AM2; -LIBQ: 1 Mellanox Connect-X3 QDR, QSFP connector (40Gb) -LIBF: 1 Mellanox Connect-X3 FDR, QSFP connector (56Gb)
Onboard VGA	AST2400 VGA	AST2400 VGA	AST2400 VGA	AST2400 VGA
USB Ports	2 USB 3.0 ports (2 rear)	3 USB 3.0 ports (2 rear + 1 Type A)	2 USB 3.0 ports (2 rear)	2 USB 2.0 ports (2 rear) 1 USB 3.0 Type A (internal)
Other Onboard I/O Devices	1 port SuperDOM TPM module header 1 COM port (1 header)	1 port SuperDOM TPM module header 1 COM port (1 header)	2 ports SuperDOM 1 fast UART 16550 serial; TPM onboard Header 1 COM Ports (1 rear)	2 ports SuperDOM TPM module header 1 COM Ports (1 rear)
Manageability	IPMI 2.0 + KVM with dedicated LAN, Intel® Node Manager, NMI SPM, SUM, SSM, SuperDoctor® 5, Watchdog	IPMI 2.0 + KVM with dedicated LAN, Intel® Node Manager, NMI SPM, SUM, SSM, SuperDoctor® 5, Watchdog	IPMI 2.0 + KVM with dedicated LAN, Intel® Node Manager, NMI SPM, SUM, SSM, SuperDoctor® 5, Watchdog	Redfish 1.0 + IPMI 2.0 + KVM with dedicated LAN, Intel® Node Manager, NMI SPM, SUM, SSM, SuperDoctor® 5, Watchdog
PC Health Monitoring	+1.8V, +12V, +3.3V, +5V, +5V standby, 3.3V standby, Chassis intrusion header, Monitors CPU voltages, Supports system management utility, System level control	+12V, +3.3V, +5V, +5V Standby, 3.3v standby, Monitors CPU voltages, Supports system management utility	+1.8V, +12V, +3.3V, +5V, +5V standby, 3.3V standby, Monitors CPU voltages, Supports system management utility, System level control	+12V, +3.3V, +5V, +5V standby, 3.3V standby, Monitors CPU voltages, System level control
Thermal Control	Overheat LED indication, PWM fan speed control, System level control	Overheat LED indication, PWM fan speed control, System level control	1 4-pin, Overheat LED indication, PWM fan speed control, System level control	3 4-pin, Fan speed control, Overheat LED indication, PWM fan speed control, System level control, Thermal control tachometer fan connectors
Other Features	ACPI power management, Control of power-on for recovery from AC power loss, CPU thermal trip support for processor protection, Node Manager Support, SDDC, WOL, UID	ACPI power management, Control of power-on for recovery from AC power loss, CPU thermal trip support for processor protection, Node Manager Support, SDDC, WOL, UID	ACPI power management, Control of power-on for recovery from AC power loss, Node Manager Support, UID, WOL	ACPI power management, ATX Power connector, Control of power-on for recovery from AC power loss, Node Manager Support, SDDC
BIOS	AMI UEFI	AMI UEFI	AMI UEFI	128Mb SPI Flash EEPROM with AMI BIOS

† *Supermicro chassis required for optimal functionality and performance*
* *Please check with your Supermicro sales representative and website for compatibility and configuration details*
** *Available for use in complete system configurations only, product specification provided for reference only*

TwinPro™



SYS-2028TP-DNC/(T)(F)R

Up to 4x NVMe + 8x SAS 3.0 drives (per node)

SYS-6028TP-DNC/(T)(F)R

Up to 4x NVMe + 2x SAS 3.0 drives (per node), or
Up to 6x SAS 3.0 support (per node)

TwinPro2™



SYS-2028TP-H Series

4 DP Nodes in 2U, 24x 2.5" SAS/SATA drives

SYS-6028TP-H Series

4 DP Nodes in 2U, 12x 3.5" SAS3/SATA3 drives

Chassis \ MB	X10DRT-PS	X10DRT-P X10DRT-PT X10DRT-PIBQ X10DRT-PIBF	X10DRT-H X10DRT-HIBQ X10DRT-HIBF	X10DRT-L X10DRT-LIBQ X10DRT-LIBF
1U				● SC809BTQ-1K28B ● SC809BTQ-1K03B ● SC808BT-1K28B ● SC808BT-1K03B 1U Heatsink: SNK-P0047PS (Front) 1U Heatsink SNK-P0047PW (Rear).
2U TwinPro™ TwinPro2™	● SC217HQ+-R2K04B2 ● SC827HQ+-R2K04B2 2U Heatsink: SNK-P0048PS	● SC217HQ+-R2K02B ● SC217HQ+-R1K28B ● SC827HQ+-R2K02B 1U Heatsink: SNK-P0047PSM (Front) 1U Heatsink: SNK-P0057PS (Rear) ● SC217HD+-R1K28B ● SC827HD+-R1K28B ● SC827HD+-R1K68B 2U Heatsink: SNK-P0048PS	● SC217HQ-R1K68B ● SC217HQ-R1620B ● SC827HQ-R1K68B ● SC827HQ-R1620B 1U Heatsink: SNK-P0047PS (Front) 1U Heatsink SNK-P0047PW (Rear). ● SC827HD-R1K28B 2U Heatsink: SNK-P0048PS (Front) 2U Heatsink: SNK-P0048PW (Rear)	
4U/ Tower				

Note - When ordering please select the Revision M version of your chassis to optimally support Supermicro serverboards with the Intel® Xeon® processor E5 family.
● Most Optimized Chassis for SuperServer Configuration
* Heatsinks & Riser Cards sold separately
† HDD controller card is needed and enterprise level SAS & SATA HDDs are only recommended.

New!
24 DIMMs
SIOM LAN Support
SAS3 AOM Support

New!
SIOM LAN Support
Quard 10G SFP+
Dual LSI® 3008 Controller

MODEL	X10DSC+**	X10DSC-TP4S**
Processor†	Intel® Xeon® Processor E5-2600 v4 (Broadwell) / v3 (Haswell) product family supported; QPI up to 9.6GT/s; CPU TDP support up to 145W	Intel® Xeon® Processor E5-2600 v4 (Broadwell) / v3 (Haswell) product family supported; QPI up to 9.6GT/s; CPU TDP support up to 145W
Chipset	Intel® C612 Chipset	Intel® C612 Chipset
Form Factor	Proprietary 17.0" x 10.4"	Proprietary
Memory Capacity & Slots*	Up to 3TB ECC 3DS LRDIMM or RDIMM DDR4-2400MHz in 24 DIMM slots	Up to 1TB ECC 3DS LRDIMM or RDIMM DDR4-2400MHz in 8 DIMM slots
Expansion Slots	1 PCI-E 3.0 x8 2 PCI-E 3.0 x16	N/A
Onboard RAID Controller	Intel® C612 controller for 10 SATA3 (6 Gbps) ports; RAID 0,1,5,10 BBU option support, JBOD support (IT Mode); 4 U.2 (NVMe) PCI-E 3.0 x4 ports	Dual LSI® 3008 SW controller for SAS3 (12Gbs) ports; RAID 0,1,10 , JBOD support (IT Mode)
Onboard LAN	Flexible LAN options via Supermciro I/O Module (SIOM) LAN cards	Quad LAN with Intel® XL710 10G SFP+ & SIOM
Onboard VGA	AST2400 VGA	AST2400 VGA
USB Ports	3 USB 3.0 ports (2 rear + 1 Type A)	4 USB 2.0 ports (2 rear + 2 via headers) 2 USB 3.0 ports (2 rear)
Other Onboard I/O Devices	2 SuperDOM ports TPM module header 1 COM port (1 header)	2 SuperDOM ports TPM 1.2 Header 2 COM Ports (1 rear, 1 header)
Manageability	IPMI 2.0 + KVM with dedicated LAN, Intel® Node Manager, NMI, SPM, SUM, SSM, SuperDoctor® 5, Watchdog	IPMI 2.0 + KVM with dedicated LAN, Intel® Node Manager, NMI, SPM, SUM, SSM, SuperDoctor® 5, Watchdog
PC Health Monitoring	+1.8V, +12V, +3.3V, +5V, 3.3V standby, 4 -fan status, chassis intrusion header, monitors CPU voltages, supports system management utility, system level control	+1.8V, +12V, +3.3V, +5V, 5 -fan status, Chassis intrusion header, Monitors CPU voltages, Supports system management utility, System level control
Thermal Control	4 4-pin, Fan speed control, Overheat LED indication, PWM fan speed control, System level control	Fan speed control, Overheat LED indication, PWM fan speed control, System level control
Other Features	ACPI power management, ATX Power connector, Control of power-on for recovery from AC power loss, CPU thermal trip support for processor protection, Intel® Smart Response Technology, Node Manager Support, SDDC, System level control, UID, WOL	Control of power-on for recovery from AC power loss, CPU thermal trip support for processor protection, System level control, UID
BIOS	AMI UEFI	AMI UEFI

† Supermicro chassis required for optimal functionality and performance
** Please check with your Supermicro sales representative and website for compatibility and configuration details*
*** Available for use in complete system configurations only, product specification provided for reference only*

SSG-2028R-NR48N

All Flash Solutions,
2U 48x 2.5" hot-swap NVMe bays

- Dual socket R3 (LGA 2011) supports Intel® Xeon® processor E5-2600 v4/v3 family; QPI up to 9.6GT/s
- Up to 3TB ECC 3DS LRDIMM or RDIMM DDR4-2400MHz in 24 DIMM slots
- 2 PCI-E 3.0 x16, 1 PCI-E 3.0 x8
- SIOM for flexible networking options
- 48x 2.5" Hot-swap NVMe bays; 2x 2.5" rear Hot-swap drive bays
- 1600W Redundant Titanium Level (96%) Power Supplies

2U Ultra:SYS-2028U-TN24R4T+

Up to 24x NVMe drives supported,
Flexible Connectivity Options

- Dual socket R3 (LGA 2011) supports, Intel® Xeon® processor E5-2600 v4/v3 family; QPI up to 9.6GT/s
- Up to 3TB ECC 3DS LRDIMM or RDIMM DDR4-2400MHz in 24 DIMM slots
- 2x PCI-E 3.0 x16 (2x FH, 10.5" L), 1x PCI-E 3.0 x8 (LP) slots
- 4x 10GBase-T ports
- 24 NVMe Hot-swap 2.5" drive bays
- 1600W Redundant Titanium Level (96%) Power Supplies

SSG-6048R-E1CR60N/L *(Shown)*
SC946SE2C/1C-R1K66JBOD

4U 60x 3.5" Hot-swap SAS3/SATA3 drive bays

- Intel® Xeon® processor E5-2600 v4/v3 family; QPI up to 9.6GT/s; Dual socket R3 (LGA 2011) supports
- Up to 3TB ECC 3DS LRDIMM or RDIMM DDR4-2400MHz in 24 DIMM slots
- 2 PCI-E 3.0 x16, 1 PCI-E 3.0 x8
- SIOM for flexible networking options
- 60x 3.5" Hot-swap SAS3/SATA3 drive bays; 2x 2.5" rear Hot-swap SATA3 drive bays; optional 6x NVMe bays
- LSI® 3108 SAS3 HW RAID controller
- 2000W Redundant Titanium Level (96%) Power Supplies
- Front 3.5" LCD display

SSG-6048R-E1CR90L

4U 90 x 3.5" or 2.5" Top Loading SAS3 12Gb/s Hot-swappable HDDs

- Dual Intel® E5-2600 v4/v3 families
- Up to 1TB ECC 3DS LRDIMM or RDIMM DDR4-2400MHz in 8 DIMM slots
- 90x 3.5" or 2.5" Hot-swap Top-Load SAS3 drive bays with Tool-less Drive trays
- Dual LSI® 3008 Onboard Storage Controllers enabled w/ SAS Expander AOM
- Intel® XL710 with 4x 10G SFP+ Ports
- Supports up to 2 HDD Zoning and individual HDD power cycling
- SIOM for Flexible Networking Options
- Slide Rails and Cable Management Arm Included

MB / Chassis	X10DSC+**	X10DSC-TP4S**
2U	● SC226SE1C8-R1K62 ● SC226SN-R1K62 ● SC826SE1C4-R1K62 1U Heatsink:SNK-P0047PS (CPU1) 1U Heatsink:SNK-P0047PS (CPU2)	
4U	● SC946SE1C-R2K05	● SC946E1C-R3KB

Note - When ordering please select the Revision M version of your chassis to optimally support Supermicro serverboards with the Intel® Xeon® processor E5 family.
● Most Optimized Chassis for SuperServer Configuration
* Heatsinks & Riser Cards sold separately
** For OEM only
† HDD controller card is needed and enterprise level SAS & SATA HDDs are only recommended.

	Rear I/O FatTwin Dual 10 GbE, NVMe	*Front I/O FatTwin GPU Dual 10GBase-T LSI® 3008 Controller*	*Front I/O FatTwin 12 Gbps SAS3 Power Optimized*
			
MODEL	**X10DRFR(-N)** X10DRFR(-NT)****	**X10DRFF-i(T)G** X10DRFF-C(T)G****	**X10DRFF** X10DRFF-C****
Processor†	Intel® Xeon® Processor E5-2600 v4 (Broadwell) / v3 (Haswell) product family supported; QPI up to 9.6GT/s; CPU TDP support up to 145W	Intel® Xeon® Processor E5-2600 v4 (Broadwell) / v3 (Haswell) product family supported; QPI up to 9.6GT/s; CPU TDP support up to 145W	Intel® Xeon® Processor E5-2600 v4 (Broadwell) / v3 (Haswell) product family supported; QPI up to 9.6GT/s; CPU TDP support up to 145W
Chipset	Intel® C612 Chipset	Intel® C612 Chipset	Intel® C612 Chipset
Form Factor	Proprietary FatTwin 6.8" x 19.463"	Proprietary 8.54" x 18.72"	Proprietary 8.54" x 18.72"
Memory Capacity & Slots*	Up to 2TB ECC 3DS LRDIMM or RDIMM DDR4-2400MHz in 16 DIMM slots	Up to 2TB ECC 3DS LRDIMM or RDIMM DDR4-2400MHz in 16 DIMM slots	Up to 1TB ECC 3DS LRDIMM or RDIMM DDR4-2400MHz in 8 DIMM slots
Expansion Slots	1 PCI-E 3.0 x16 1 PCI-E 3.0 x8 connector for SMC add-on cards 1 PCI-E 3.0 x8 (Micro Low Profile)	1 PCI-E 3.0 x32 Right Riser Slot 1 PCI-E 3.0 x16 2 PCI-E 3.0 x8 1 PCI-E 2.0 x4 (in x8)	2 PCI-E 3.0 x16 (Low Profile)
Onboard RAID Controller	Intel® C612 controller for 10 SATA3 (6 Gbps) ports; RAID 0,1,5,10	Intel® C612 controller for 10 SATA3 (6 Gbps) ports; RAID 0,1,5,10; JBOD support (IT Mode); -C(T)G:LSI® 3008 SW controller for 8 SAS3 (12Gbps) ports	Intel® C612 controller for 10 SATA3 (6 Gbps) ports; RAID 0,1,5,10; -C: LSI® 3008 SW controller for 8 SAS3 (12Gbps) ports; RAID 0,1,10, JBOD support (IT Mode)
Onboard LAN	Dual LAN with Intel® i350 Gigabit Ethernet Controllers -NT: Dual LAN with Intel® X540 10GBase-T Ethernet Controller	Dual LAN with Intel® i350 Gigabit Ethernet Controllers -iTG/CTG: Dual LAN with Intel® X540 10GBase-T Ethernet Controller	Dual LAN with Intel® Ethernet Controller i210
Onboard VGA	AST2400 VGA	AST2400 VGA	AST2400 VGA
USB Ports	3 USB 3.0 ports (2 rear + 1 Type A)	2 USB 3.0 ports (2 rear)	3 USB 3.0 ports (2 rear + 1 Type A)
Other Onboard I/O Devices	2 ports SuperDOM TPM module header 1 COM port (1 header) 2 Ports NVMe	TPM module header	2 ports SuperDOM TPM module header 1 COM port (1 header)
Manageability	Redfish 1.0 + IPMI 2.0 + KVM with dedicated LAN, Intel® Node Manager, NMI, SPM, SUM, SSM, SuperDoctor® 5, Watchdog	IPMI 2.0 + KVM with dedicated LAN, Intel® Node Manager, NMI, SPM, SUM, SSM, SuperDoctor® 5, Watchdog	IPMI 2.0 + KVM with dedicated LAN, Inte® Node Manager, NMI SPM, SUM, SSM, SuperDoctor® 5, Watchdog
PC Health Monitoring	+12V, +3.3V, +5V, +5V Standby, 3.3v standby, Monitors CPU voltages, Supports system management utility	+1.8V, +12V, +3.3V, +5V, +5V standby, 1.2V (VDIMM), 3.3V standby, 8 -fan status, Chassis intrusion header, VBAT	+12V, +3.3V, +5V, +5V Standby, 3.3v standby, Monitors CPU voltages, Supports system management utility
Thermal Control	Overheat LED indication, PWM fan speed control, System level control	8 4-pin, Fan speed control, Overheat LED indication, Thermal control tachometer fan connectors	2 4-pin, Overheat LED indication, PWM fan speed control, System level control
Other Features	ACPI power management, Control of power-on for recovery from AC power loss, CPU thermal trip support for processor protection, Node Manager Support, SDDC, WOL, UID	ACPI power management, Control of power-on for recovery from AC power loss, CPU thermal trip support for processor protection, System level control, UID WOL, UID	ACPI power management, Control of power-on for recovery from AC power loss, CPU thermal trip support for processor protection, Node Manager Support, SDDC, WOL
BIOS	AMI UEFI	AMI UEFI	AMI UEFI

† *Supermicro chassis required for optimal functionality and performance*
* *Please check with your Supermicro sales representative and website for compatibility and configuration details*
** *Available for use in complete system configurations only, product specification provided for reference only*

FatTwin™ - *Evolutionary 4U Twin Architecture*

SYS-F628G3-F+ Series *(shown)*
SYS-F628G2-F+ Series
4 DP Nodes,
3 GPU/Xeon® Phi™ Cards per Node,
Front I/O, 16 DIMMs

SYS-F628R2-F+ Series *(shown)*
SYS-F628R3-F+ Series
4 DP Nodes,
Front I/O, 16 DIMMs

SYS-F618R3-F+ Series
SYS-F618R2-F+ Series
8 DP Nodes,
Highest Density & Efficiency,
Front I/O, 16 DIMMs

SYS-F618H6-F+ Series
Hadoop
4-Node Front I/O, 16 DIMMs
12x 3.5" HDDs per Node

SYS-F618R2-F Series
8-Node, Front I/O, 8 DIMMs
Highest Density & Efficiency

SYS-F628R3-F Series *(shown)*
SYS-F628R2-F Series
4-Node, Front I/O, 8 DIMMs

SYS-F618R2-R+ Series
8-Node, Rear I/O, 16 DIMMs
Highest Density
4x SAS/SATA3 + 2 ***NVMe*** *drives per node*

SYS-F628R3-R+ Series
4-Node, Rear I/O, 16 DIMMs
6x SAS/SATA3 + 2 ***NVMe*** *drives per node*

MB / Chassis	X10DRFR(-N) X10DRFR(-NT)	X10DRFF-i(T)G X10DRFF-C(T)G	X10DRFF X10DRFF-C
4U FatTwin™	● SCF418BC-R1K62BP 1U Heatsink: SNK-P0047PSM (Front) 1U Heatsink: SNK-P0057P (Rear) ● SCF424AS-R1K28BP 2U Heatsink: SNK-P0048PS (Front) 2U Heatsink: SNK-P0048P (Rear)	● SCF418iL-R1K62BP** 1U Heatsink: SNK-P0047P (Front) 1U Heatsink: SNK-P0057P (Rear) ● SCF424AF-R1K28B** ● SCF424BD-R1K28B** 2U Heatsink: SNK-P0048P	● SCF418iL-R1K62BP** 1U Heatsink: SNK-P0047P (Front) 1U Heatsink: SNK-P0057P (Rear) ● SCF424AF-R1K28B** ● SCF424BD-R1K28B** 2U Heatsink: SNK-P0048P

Note - When ordering please select the Revision M version of your chassis to optimally support Supermicro serverboards with the Intel® Xeon® processor E5 family.
● Most Optimized Chassis for SuperServer Configuration
* Heatsinks & Riser Cards sold separately
† HDD controller card is needed and enterprise level SAS & SATA HDDs are only recommended.

MODEL	X10DRG-Q	X10DRG-H** X10DRG-HT**	X10DGQ**	X10DRX
	Workstation 16 DIMMs, 4 GPUs Thunderbolt AOC, 4-way Geforce SLI Support	*Up to 6 GPUs/ Xeon® Phi™ in 2U 16 DIMMs, 10 GbE*	*Up to 4 GPUs/ Xeon® Phi™ in 1U (maximum support in a 1U server)*	*16 DIMMs 11 PCI-E Slots*
				
Processor†	Intel® Xeon® Processor E5-2600 v4 (Broadwell) / v3 (Haswell) product family supported; QPI up to 9.6GT/s; CPU TDP support up to 160W	Intel® Xeon® Processor E5-2600 v4 (Broadwell) / v3 (Haswell) product family supported; QPI up to 9.6GT/s; CPU TDP support up to 145W	Intel® Xeon® Processor E5-2600 v4 (Broadwell) / v3 (Haswell) product family supported; QPI up to 9.6GT/s; CPU TDP support up to 145W	Intel® Xeon® Processor E5-2600 v4 (Broadwell) / v3 (Haswell) product family supported; QPI up to 9.6GT/s; CPU TDP support up to 145W
Chipset	Intel® C612 Chipset	Intel® C612 Chipset	Intel® C612 Chipset	Intel® C612 Chipset
Form Factor	15.2" x 13.2"	Proprietary 9.2" x 19.8"	Proprietary 13.2"x 14.75"	Proprietary 15.2" x 13.2"
Memory Capacity & Slots*	Up to 2TB ECC 3DS LRDIMM or RDIMM DDR4-2400MHz in 16 DIMM slots	Up to 2TB ECC 3DS LRDIMM or RDIMM DDR4-2400MHz in 16 DIMM slots	Up to 2TB ECC 3DS LRDIMM or RDIMM DDR4-2400MHz in 16 DIMM slots	Up to 2TB ECC 3DS LRDIMM or RDIMM DDR4-2400MHz in 16 DIMM slots
Expansion Slots	4 PCI-E 3.0 x16 1 PCI-E 3.0 x8 (in x16 slot) 1 PCI-E 3.0 x8 1 PCI-E 2.0 x4 (in x8 slot)	4 PCI-E 3.0 x16 1 PCI-E 3.0 x8 (in x16 slot)	4 PCI-E 3.0 x16 2 PCI-E 3.0 x8	10 PCI-E 3.0 x8 1 PCI-E 2.0 x4 (in x8 slot)
Onboard RAID Controller	Intel® C612 controller for 10 SATA3 (6 Gbps) ports; RAID 0,1,5,10	Intel® C612 controller for 10 SATA3 (6 Gbps) ports; RAID 0,1,5,10	Intel® C612 controller for 10 SATA3 (6 Gbps) ports; RAID 0,1,5,10	Intel® C612 controller for 10 SATA3 (6 Gbps) ports; RAID 0,1,5,10
Onboard LAN	Dual LAN with Intel® i350 Gigabit Ethernet Controllers	-H: Dual LAN with Intel® Ethernet Controller i350 -HT: Dual LAN with Intel® X540 10GBase-T Ethernet Controller	Networking options provided via I/O Riser	Dual LAN with Intel® i350 Gigabit Ethernet Controller
Onboard VGA	AST2400 VGA	AST2400 VGA	AST2400 VGA	AST2400 VGA
USB Ports	5 USB 3.0 ports (2 rear + 2 via header + 1 Type A) 4 USB 2.0 ports (2 rear + 2 via headers)	4 USB 3.0 ports (2 rear + 2 via header) 2 USB 2.0 ports (2 via headers)	2 USB 3.0 ports (2 rear) 2 USB 2.0 ports (2 via headers) The USB 3.0 ports are found on the IO riser	5 USB 3.0 ports (2 rear + 2 via header + 1 Type A) 4 USB 2.0 ports (2 rear + 2 via headers)
Other Onboard I/O Devices	2 ports SuperDOM 7.1 HD Audio Header TPM onboard header 2 COM Ports (1 rear, 1 header) Thunderbolt AOC header Supports 4-way Geforce SLI	2 ports SuperDOM TPM Module header 1 COM port (1 header)	2 ports SuperDOM TPM Module header 1 COM port (1 header)	2 ports SuperDOM TPM module header 2 COM Ports (1 rear, 1 header)
Manageability	Redfish 1.0 + IPMI 2.0 + KVM with dedicated LAN, Intel® Node Manager, NMI SPM, SUM, SSM, SuperDoctor® 5, Watchdog	IPMI 2.0 + KVM with dedicated LAN, Intel® Node Manager, NMI SPM, SUM, SSM, SuperDoctor® 5, Watchdog	IPMI 2.0 + KVM with dedicated LAN, Intel® Node Manager, NMI SPM, SUM, SSM, SuperDoctor® 5, Watchdog	Redfish 1.0 + IPMI 2.0 + KVM with dedicated LAN, Intel® Node Manager, NMI SPM, SUM, SSM, SuperDoctor® 5, Watchdog
PC Health Monitoring	+12V, +3.3V, +5V, +5V standby, Monitors CPU voltages, Supports system management utility	+12V, +3.3V, +5V, +5V Standby, 3.3v standby, Monitors CPU voltages, Supports system management utility	+12V, +3.3V, +5V, +3.3V standby, Monitors CPU voltages, Supports system management utility	+12V, +3.3V, +5V, +5V standby, Monitors CPU voltages, Supports system management utility
Thermal Control	10 4-pin, Fan speed control, Overheat LED indication, PWM fan speed control	12 4-pin, Overheat LED indication, PWM fan speed control, System level control	11 4-pin, Fan speed control, Overheat LED indication, PWM fan speed control, Thermal control tachometer fan connectors	11 4-pin, Fan speed control, Overheat LED indication, PWM fan speed control
Other Features	ACPI power management, Control of power-on for recovery from AC power loss, CPU thermal trip support for processor protection, Node Manager Support, SDDC, WOL	ACPI power management, Control of power-on for recovery from AC power loss, CPU thermal trip support for processor protection, Node Manager Support, SDDC, WOL	ACPI power management, CPU thermal trip support for processor protection, UID	ACPI power management, ATX Power connector, Control of power-on for recovery from AC power loss, CPU thermal trip support for processor protection, Node Manager Support, SDDC, WOL
BIOS	AMI UEFI	AMI UEFI	AMI UEFI	AMI UEFI

† *Supermicro chassis required for optimal functionality and performance*
* *Please check with your Supermicro sales representative and website for compatibility and configuration details*
** *Available for use in complete system configurations only, product specification provided for reference only*

SC835XTQ-R982B
3U Chassis with 11 PCI Slots

- Supports up to 11x PCI-E 3.0 expansion slots
- 980W Redundant Platinum Level w/ PMBus
- Supports up to 8 hot-swap SAS/SATA drives
- 100% cooling redundancy, 5 hot-plug redundant cooling fans, and adjustable air shroud supports

SC842XTQ-R606B
Embedded / IPC Short-Depth Enclosures with 11 PCI Slots

- 600W redundant power supplies
- 5x 3.5" hot-swap SAS/SATA HDD bays, 3x 5.25" drive bays
- 11x full-height PCI slots

SC846XE2C/E1C-R1K23B
4U 13-Slot Storage Chassis with BBP® Support

- Redundant 1200W Titanium Level redundant cooling fans w/ adjustable air shroud
- Dual/Single SAS3 (12 Gbps) expander backplane
- 100% cooling redundancy, supports up to 24 hot-swap SAS/SATA drive bays
- MiniSAS HD (SFF 8643) connectivity (E1C/E2C)

SC747BTQ-R1K62B
4U/Tower Chassis with 11x PCI-E Expansion Slots

- Up to 11 PCI-E FH/FL Expansion Slots, supports 4x double-width Passive GPUs;
- Redundant (1+1) 1620W Platinum Level high-efficiency power supplies w/ PMBus
- 4 sets of 6-pin + 8-pin power connector for high-end graphic cards
- 8x 3.5" hot-swap SAS / SATA HDD drive bays, 1x fixed 3.5" device bay, 3x 5.25" device bays

Chassis \ MB	X10DRG-Q	X10DRG-H X10DRG-HT	X10DGQ	X10DRX
1U		● SC118GH-R1K66B** 1U Heatsink: SNK-P0047PSC (Front) 1U Heatsink: SNK-P0047PS (Rear)	● SC118GQE-R2K03** ● SC118GQP-R2K05** 1U Heatsink: SNK-P0057P	
2U		● SC218GH-R2K03B** 1U Heatsink: SNK-P0047PS (Front) 2U Heatsink: SNK-P0048PS (Rear)		● SC213XAC-R1K05 ● SC825X
3U/ Mid-Tower				● SC835XTQ-R982B 2U Heatsink: SNK-P0048PS
4U/ Tower	● SC747TQ-R1620B ● SC747BTQ-R1K62B 4U Heatsink: SNK-P0050AP4			● SC842XTQ-R606B 2U Heatsink: SNK-P0048AP4 ● SC846XA-R1K23B ● SC846XE1C-R1K23B ● SC846XE2C-R1K23B 2U Heatsink: SNK-P0048PS

Note - When ordering please select the Revision M version of your chassis to optimally support Supermicro serverboards with the Intel® Xeon® processor E5 family.
● Most Optimized Chassis for SuperServer Configuration
* Heatsinks & Riser Cards sold separately
† HDD controller card is needed and enterprise level SAS & SATA HDDs are only recommended.
** OEM SKU

	New! 12" x 10" Quad 1GbE LAN	GLOBAL SKU 12" x 10" Cost-Effective	12" x 10" Cost-Effective SAS3 HW RAID Dual 10GbE, Dual 1GbE
			
MODEL	**X10DRL-LN4**	**X10DRL-i**	**X10DRL-C X10DRL-CT X10DRL-iT**
Processor†	Intel® Xeon® Processor E5-2600 v4 (Broadwell) / v3 (Haswell) product family supported; QPI up to 9.6GT/s; CPU TDP support up to 145W	Intel® Xeon® Processor E5-2600 v4 (Broadwell) / v3 (Haswell) product family supported; QPI up to 9.6GT/s; CPU TDP support up to 145W	Intel® Xeon® Processor E5-2600 v4 (Broadwell) / v3 (Haswell) product family supported; QPI up to 9.6GT/s; CPU TDP support up to 145W
Chipset	Intel® C612 Chipset	Intel® C612 Chipset	Intel® C612 Chipset
Form Factor	ATX 12" x 10"	ATX 12" x 10"	ATX 12" x 10"
Memory Capacity & Slots*	Up to 1TB ECC 3DS LRDIMM or RDIMM DDR4-2400MHz in 8 DIMM slots	Up to 1TB ECC 3DS LRDIMM or RDIMM DDR4-2400MHz in 8 DIMM slots	Up to 1TB ECC 3DS LRDIMM or RDIMM DDR4-2400MHz in 8 DIMM slots
Expansion Slots	2 PCI-E 3.0 x8 1 PCI-E 3.0 x16 1 PCI-E 3.0 x4 (in x8 slot) 1 PCI-E 2.0 x4 (in x8 slot)	3 PCI-E 3.0 x8 1 PCI-E 3.0 x16 1 PCI-E 3.0 x4 (in x8 slot) 1 PCI-E 2.0 x4 (in x8 slot)	2 PCI-E 3.0 x8 1 PCI-E 3.0 x16
Onboard RAID Controller	Intel® C612 controller for 10 SATA3 (6 Gbps) ports; RAID 0,1,5,10	Intel® C612 controller for 10 SATA3 (6 Gbps) ports; RAID 0,1,5,10	Intel® C612 controller for 6 SATA3 (6 Gbps) ports; RAID 0,1,5,10; LSI® 3108 SAS3 (12Gbps) controller; 2GB cache with SuperCap backup option; HW RAID 0, 1, 5, 6, 10, 50, 60 (for -C SKU only)
Onboard LAN	Quad LAN with Intel® i350 Gigabit Ethernet Controller	Dual LAN with Intel® i210 Gigabit Ethernet Controller	Dual LAN with Intel® i210 Gigabit Ethernet Controller Dual LAN with Intel® X540 10GBase-T Ethernet Controller (-T SKU only)
Onboard VGA	AST2400 VGA	AST2400 VGA	AST2400 VGA
USB Ports	2 USB 3.0 ports (2 via headers) 5 USB 2.0 ports (2 rear + 2 via headers + 1 Type A)	4 USB 3.0 ports (2 rear + 2 via headers) 5 USB 2.0 ports (2 rear + 2 via headers + 1 Type A)	4 USB 3.0 ports (2 rear + 2 via headers) 3 USB 2.0 ports (2 via headers + 1 Type A)
Other Onboard I/O Devices	2 ports SuperDOM 2 SATA DOM power connectors TPM Module header 1 COM ports (1 header)	2 ports SuperDOM 1 SATA DOM power connector TPM Module header 2 COM ports (1 rear, 1 header)	2 ports SuperDOM 1 SATA DOM power connector TPM onboard header 1 COM port (1 header) SuperCAP connector (-C SKU only)
Manageability	IPMI 2.0 + KVM with dedicated LAN, Intel® Node Manager, NMI, SPM, SUM, SSM, SuperDoctor® 5, Watchdog	IPMI 2.0 + KVM with dedicated LAN, Intel® Node Manager, NMI, SPM, SUM, SSM, SuperDoctor® 5, Watchdog	IPMI 2.0 + KVM with dedicated LAN, Intel® Node Manager, NMI, SPM, SUM, SSM, SuperDoctor® 5, Watchdog
PC Health Monitoring	+12V, +3.3V, +5V, +5V standby, 3.3V standby, 8 -fan status, Chassis intrusion header, Monitors CPU voltages, Supports system management utility	+12V, +3.3V, +5V, +5V Standby, 3.3v standby, Chassis intrusion header, Monitors CPU voltages, Supports system management utility	+12V, +3.3V, +5V, +5V standby, 8 -fan status, Chassis intrusion header, Monitors CPU voltages, Supports system management utility
Thermal Control	8 4-pin, Overheat LED indication, PWM fan speed control	8 4-pin, Overheat LED indication, PWM fan speed control, System level control	8 4-pin, Overheat LED indication, PWM fan speed control
Other Features	ACPI power management, ATX Power connector, Control of power-on for recovery from AC power loss, CPU thermal trip support for processor protection, Node Manager Support, SDDC, UID, WOL	ACPI power management, ATX Power connector, Control of power-on for recovery from AC power loss, CPU thermal trip support for processor protection, Node Manager Support, SDDC, WOL, UID	ACPI power management, ATX Power connector, Control of power-on for recovery from AC power loss, CPU thermal trip support for processor protection, Node Manager Support, SDDC, WOL, UID
BIOS	AMI UEFI	AMI UEFI	AMI UEFI

† *Supermicro chassis required for optimal functionality and performance*
* *Please check with your Supermicro sales representative and website for compatibility and configuration details*

SC113MFAC2-R606CB
1U 19.98" Depth Chassis

- SAS3 12Gbps technology
- Hybrid backplane design for best supportability. Supports up to 8 port SAS3 12Gbps or 6 port SAS3 12Gbps and 2 port NVMe (determined by system and cable configuration)
- 8 hot-swap 2.5" drives bays
- Motherboard size support up to ATX 12"x10" MB
- 600W Redundant Platinum Level Power Supplies; or 340W single
- Optimize cooling with 4 40x28mm (22.5K RPM) PWM fans (optional upgrade up to 6 PWM fans)

SC813MFTQ-R400CB
1U chassis supports ATX, Micro ATX motherboards

- 400W Redundant power supplies
- 4x 3.5" Hot-swap SAS2 (6Gbps) / SATA Drive Bays
- 1x Full-height AOC expansion slot
- 4x 40x28mm high-efficiency fans (2 more optional; 6x fans maximum)
- 1x USB / COM Port tray in slim
- DVD bay (optional)
- Applications: data center, appliance server, space critical application, industrial PC

SC823TQ-653LPB
Cost-effective high reliability chassis

- 650W Gold Level high-efficiency power supply
- 6x 3.5" Hot-swap SAS/SATA drive bays
- 1x 5.25" peripheral drive bay
- 1x slim DVD-ROM drive (optional)
- 4x 80mm 6300 RPM Fans
- 7x low-profile, full-length I/O expansion slots
- Power Switch & 6 LED Indicators

SC842TQ-665B
Embedded/IPC short-depth enclosure

- 665W high efficiency power supply
- 5x 3.5" HDD bays
- 3x 5.25" peripheral drive bays
- 1x slim DVD-ROM drive bay
- 7x full-height, full-length tool-less expansion slots
- Dual channel Air Duct design
- 2x front USB 2.0 ports & 1x COM port
- Front System fan with Removable Air Filter
- Power Switch, Reset Switch & 6x LED Indicators

MB / Chassis	X10DRL-LN4	X10DRL-i	X10DRL-C X10DRL-CT X10DRL-iT
1U		● SC813MFTQ-441CB ● SC813MFTQ-R400CB ● SC813MFTQ-R606CB SC514-R400C SC514-505 1U Heatsink: SNK-P0047PD	● SC813MFTQ-441CB ● SC813MFTQ-R400CB ● SC813MFTQ-R606CB ● SC113MFAC2-605CB ● SC113MFAC2-R606CB ● SC514-R400C ● SC514-441 ● SC514-505 SC813MFTQ-505CB 1U Heatsink: SNK-P0047PD
2U	● SC823TQ-653LPB ● SC825TQ-R740LPB ● SC825TQ-563LPB ● SC213LT-600LPB 2U Heatsink: SNK-P0048AP4	● SC823TQ-653LPB ● SC825TQ-R740LPB ● SC825TQ-563LPB ● SC826TQ-R500LPB ● SC213LT-600LPB 2U Heatsink: SNK-P0048AP4	● SC823TQ-653LPB ● SC825TQ-R740LPB ● SC825TQ-563LPB ● SC826TQ-R500LPB ● SC213LT-600LPB SC213AC-R920LPB 2U Heatsink: SNK-P0048AP4
3U/ Mid-Tower	● SC833T-653B ● SC732i-500B 2U Heatsink: SNK-P0048AP4	● SC833T-653B ● SC732i-500B ● SC836TQ-R500B ● SC732D4F-903B 2U Heatsink: SNK-P0048AP4	● SC833T-653B ● SC732i-500B ● SC836TQ-R500B ● SC836BE1C-R1K03B ● SC732D4F-903B 2U Heatsink: SNK-P0048AP4
4U/ Tower	● SC842TQ-865B ● SC842TQ-665B 2U Heatsink: SNK-P0048AP4	● SC842TQ-865B ● SC842TQ-665B 2U Heatsink: SNK-P0048AP4	● SC842TQ-865B ● SC842TQ-665B 2U Heatsink: SNK-P0048AP4

Note - When ordering please select the Revision M version of your chassis to optimally support Supermicro serverboards with the Intel® Xeon® processor E5 family.
● Most Optimized Chassis for SuperServer Configuration
* Heatsinks & Riser Cards sold separately
† HDD controller card is needed and enterprise level SAS & SATA HDDs are only recommended.

MODEL	X10DAi X10DAC	X10DAX	X10DAL-i
	Workstation *12" x 13", 7.1 HD Audio* *Thunderbolt AOC Support* *Performance Optimized*	*Hyper-Speed Technology* *Workstation, 7.1 HD Audio* *Thunderbolt AOC Support* *Performance Optimized* *GeForce SLI*	*12" x 10"* *Workstation, 2 GPUs* *Thunderbolt AOC support*
			
Processor†	Intel® Xeon® Processor E5-2600 v4 (Broadwell) / v3 (Haswell) product family supported; QPI up to 9.6GT/s; CPU TDP support up to 160W	Intel® Xeon® Processor E5-2600 v4 (Broadwell) / v3 (Haswell) product family supported; QPI up to 9.6GT/s; CPU TDP support up to 160W	Intel® Xeon® Processor E5-2600 v4 (Broadwell) / v3 (Haswell) product family supported; QPI up to 9.6GT/s; CPU TDP support up to 160W
Chipset	Intel® C612 Chipset	Intel® C612 Chipset	Intel® C612 Chipset
Form Factor	E. ATX 12" x 13"	E. ATX 12" x 13"	ATX 12" x 10"
Memory Capacity & Slots*	Up to 2TB ECC 3DS LRDIMM or RDIMM DDR4-2400MHz in 16 DIMM slots	Up to 2TB ECC 3DS LRDIMM or RDIMM DDR4-2400MHz in 16 DIMM slots	Up to 1TB ECC 3DS LRDIMM or RDIMM DDR4-2400MHz in 8 DIMM slots
Expansion Slots	3 PCI-E 3.0 x16 2 PCI-E 3.0 x8 1 PCI-E 2.0 x4 (in x8 slot)	3 PCI-E 3.0 x16 2 PCI-E 3.0 x8 1 PCI-E 2.0 x4 (in x8 slot)	2 PCI-E 3.0 x16 1 PCI-E 3.0 x8 (in x16 slot) 1 PCI-E 3.0 x4 (in x8 slot) 1 PCI-E 2.0 x4 (in x8 slot)
Onboard RAID Controller	Intel® C612 controller for 10 SATA3 (6 Gbps) ports; RAID 0,1,5,10; LSI® 3008 SW controller for 8 SAS3 (12Gbps) ports; RAID 0,1,10 (X10DAC only)	Intel® C612 controller for 10 SATA3 (6 Gbps) ports; RAID 0,1,5,10	Intel® C612 controller for 10 SATA3 (6 Gbps) ports; RAID 0,1,5,10
Onboard LAN	Dual LAN with Intel® i210 Gigabit Ethernet Controller	Dual LAN with Intel® i210 Gigabit Ethernet Controller	Dual LAN with Intel® i210 Gigabit Ethernet Controller
Onboard VGA	N/A	N/A	N/A
USB Ports	6 USB 3.0 ports (4 rear + 2 via header) 5 USB 2.0 ports (2 rear + 2 via headers + 1 Type A)	6 USB 3.0 ports (4 rear + 2 via header) 5 USB 2.0 ports (2 rear + 2 via headers + 1 Type A)	6 USB 3.0 ports (4 rear + 2 via header) 3 USB 2.0 ports (+ 2 via headers + 1 Type A)
Other Onboard I/O Devices	2 ports SuperDOM 7.1 HD Audio TPM module header Thunderbolt AOC Header	2 ports SuperDOM 7.1 HD Audio TPM module header Thunderbolt AOC Header	2 ports SuperDOM 7.1 HD Audio TPM module header 1 COM Ports (1 header) Thunderbolt AOC Header
Manageability	NMI SuperDoctor® 5 Watchdog SSM	NMI SuperDoctor® 5 Watchdog SSM	SuperDoctor® 5 Watchdog SSM
PC Health Monitoring	+12V, +3.3V, +5V, +5V Standby, 3.3v standby, Chassis intrusion header, Monitors CPU voltages, Supports system management utility	+12V, +3.3V, +5V, +5V Standby, 3.3v standby, Chassis intrusion header, Monitors CPU voltages, Supports system management utility	+12V, +3.3V, +5V, +5V standby, 3.3V standby, 7-fan status, Chassis intrusion header, Monitors CPU voltages, Supports system management utility
Thermal Control	8 4-pin, Overheat LED indication, PWM fan speed control, System level control	8 4-pin, Overheat LED indication, PWM fan speed control, System level control	7 4-pin, Overheat LED indication, PWM fan speed control
Other Features	ACPI power management, ATX Power connector, Control of power-on for recovery from AC power loss, CPU thermal trip support for processor protection, SDDC, WOL	ACPI power management, Control of power-on for recovery from AC power loss, CPU thermal trip support for processor protection, Hyper-Speed Technology hardware acceleration, SDDC, WOL, GeForce SLI	ACPI power management, Control of power-on for recovery from AC power loss, CPU thermal trip support for processor protection, SDDC, WOL
BIOS	AMI UEFI	AMI UEFI	AMI UEFI

† *Supermicro chassis required for optimal functionality and performance*
* *Please check with your Supermicro sales representative and website for compatibility and configuration details*

SC732D4F-903B
High-Quality Mid-Tower Workstation Chassis

- 900W Gold Level AC power supply w/ PFC
- 4x SAS/SATA 3.5" HDD bays; optional 4x internal 2.5" fixed HDD bays
- 1x 12cm (1850rpm) rear exhaust fan
- 2x USB 3.0, 2x USB 2.0, 2x Firewire, audio ports

SC747BTQ-R1K62B
4U/Tower Chassis with 11x PCI-E Expansion Slots

- Up to 11 PCI-E FH/FL Expansion Slots, supports 4x double-width Passive GPUs;
- Redundant (1+1) 1620W Platinum Level high-efficiency power supplies w/ PMBus
- 4 sets of 6-pin + 8-pin power connector for high-end graphic cards
- 8x 3.5" hot-swap SAS / SATA HDD drive bays, 1x fixed 3.5" device bay, 3x 5.25" device bays

SC745BTQ-R1K28B-SQ
4U/Tower Whisper-quiet High-Performance Workstation/Server Chassis

- Redundant (1+1) 1280W Platinum Level (94%+) high-efficiency power supplies w/ PMBus
- 8x 3.5" hot-swap SAS/SATA HDD drive bays
- 3x 5.25" device cage with 90-degree rotatable module
- 7 tool-less full-height & full-length expansion slots
- Optional rear fan module for 100% cooling redundancy
- Whisper-quiet at 27dB

SC835BTQ-R1K28B
3U Chassis with BBP® Support

- Redundant 1280W Platinum Level Digital w/ PMBus 1.2, BBP® Support
- Supports up to 8 SAS2/SATA3 with SES2
- Supports up to 7 Rear Expansion Slots
- 100% cooling redundancy, 5 hot-plug redundant cooling fans, and adjustable air shroud supports

Chassis \ MB	X10DAi X10DAC	X10DAX	X10DAL-i
1U			
2U	● SC825TQ-R740LPB ● SC826BA-R920LPB ● SC213AC-R740LPB ● SC216BAC-R920LPB ● SC216BE1C-R920LPB ● SC216BE2C-R920LPB 2U Heatsink: SNK-P0048P	● SC825TQ-R740LPB ● SC826BA-R920LPB ● SC213BA-R920LPB 2U Heatsink: SNK-P0048P	● SC825TQ-600LPB ● SC213LT-600LPB 2U Heatsink: SNK-P0048AP4
3U/ Mid-Tower	● SC835TQ-R920B ● SC836BA-R1K28B ● SC836BA-R920B ● SC835BTQ-R1K28B ● SC836BE1C-R1K03B 2U Heatsink: SNK-P0048P ● SC732i-865B ● SC732D4F-903B 4U Heatsink: SNK-P0050AP4	● SC835TQ-R920B ● SC836BA-R1K28B ● SC836BA-R920B ● SC835BTQ-R1K28B ● SC836BE1C-R1K03B 2U Heatsink: SNK-P0048P ● SC732i-865B ● SC732D4F-903B 4U Heatsink: SNK-P0050AP4	● SC732D4-500B SC733TQ-665B 2U Heatsink: SNK-P0048AP4
4U/ Tower	● SC743TQ-1200B ● SC745BTQ-R1K28B-SQ ● SC745TQ-R920B ● SC747TG-R1400B-SQ ● SC846BA-R920B ● SC747BTQ-R1K62B ● SC846BE1C-R1K28B 4U Heatsink: SNK-P0050AP4 ● SC847BE1C-R1K28LPB ● SC847BE2C-R1K28LPB 2U Heatsink: SNK-P0048P	● SC743TQ-1200B ● SC745BTQ-R1K28B-SQ ● SC745TQ-R920B ● SC747TG-R1400B-SQ ● SC846BA-R920B ● SC747BTQ-R1K62B 4U Heatsink: SNK-P0050AP4	● SC743TQ-865B-SQ ● SC743T-665B 2U Heatsink: SNK-P0048AP4

Note - When ordering please select the Revision M version of your chassis to optimally support Supermicro serverboards with the Intel® Xeon® processor E5 family.
● Most Optimized Chassis for SuperServer Configuration
* Heatsinks & Riser Cards sold separately
† HDD controller card is needed and enterprise level SAS & SATA HDDs are only recommended.

	E7 DP, 32 DIMM Dual 10GBase-T	*Entry Level 4-way E7, 32 DIMM LSI® 3008 SW Dual 10GBase-T*	*Top of the Line 4-way E7, 96 DIMM*	*Cost Effective E5, 48 DIMM*
				
MODEL	**X10DBT-T**	**X10QBL(-CT)**	**X10QBi (Baseboard**)**	**X10QRH+**
Processor†	Dual Future Intel® Xeon® product family (former codename Broadwell-EX), dual Intel® Xeon® processor E7-8800/4800 v3, E7-2800 v2 product families; Socket R1 (LGA 2011) supported; QPI up to 8.0GT/s; CPU TDP support up to 155W	Quad Future Intel® Xeon® product family (former codename Broadwell-EX), quad Intel® Xeon® processor E7-8800/4800 v3 product families; Socket R1 (LGA 2011) supported; QPI up to 9.6GT/s; CPU TDP support up to 165W	Quad Future Intel® Xeon® product family (former codename Broadwell-EX), quad Intel® Xeon® processor E7-8800/4800 v3 product families; Socket R1 (LGA 2011) supported; QPI up to 9.6GT/s; CPU TDP support up to 165W	Quad Future Intel® Xeon® product family (former codename Broadwell-EP 4S), quad Intel® Xeon® processor E5-4600 v3 product family; Socket R3 (LGA 2011) supported; QPI up to 9.6GT/s; CPU TDP support up to 135W
Chipset	Intel® C602 Chipset	Intel® C602J Chipset	Intel® C602J Chipset	Intel® C612 Chipset
Form Factor	Proprietary 13.68" x 18.83"	Proprietary 16.79" x 16.4"	Proprietary 17" x 19"	Proprietary 16.8" x 20"
Memory Capacity & Slots*	Up to 2TB ECC DDR3 LRDIMM, speed up to 1600MHz; 32 DIMM slots	Up to 2TB ECC DDR3 LRDIMM, speed up to 1600MHz; 32 DIMM slots	Up to 6TB Registered ECC RDIMM with Memory Module support	Up to 3TB Register ECC DDR4 LRDIMM, speed up to 2133MHz; 48 DIMM slots
Expansion Slots	1x proprietary slot for PCI-E 3.0 x16 + x16 slot for Riser card support; 1x PCI-E 3.0 x8 Micro-LP card (Low Profile); 2 SSD slots for NVMe drive support	2 PCI-E 3.0 x16 2 PCI-E 3.0 x8	4x PCI-E 3.0 x16 (slot 2,4,9,11) 7x PCI-E 3.0 x8 (slot 1,3,5,6,7,8,10)	1 PCI-E 3.0 (x32) for left hand side riser card support (rear left) 1 PCI-E 3.0 (x40) for right hand side riser card support (rear right) NVMe/Internal card support
Onboard RAID Controller	Intel® C602 controller for SATA 2.0 (3Gbps) with RAID 0, 1, 5, 10; SATA 3.0 (6Gbps) with RAID 0, 1	Intel® C602J controller for 2 SATA3 (6 Gbps) ports; 4 SATA2 (3 Gbps) with RAID 0,1,5,10; LSI® 3008 SW controller for 8 SAS3 (12Gbps) ports; RAID 0,1,10 (-CT only)	Intel® C602J controller for 2 SATA3 (6 Gbps) ports; 4 SATA2 (3 Gbps) with RAID 0,1,5,10;	Intel® C612 controller for 10 SATA3 (6 Gbps) ports; RAID 0,1,5,10
Onboard LAN	Dual LAN with Intel® X540 10GBase-T Ethernet Controller	Dual LAN with Intel® X540 10GBase-T Ethernet Controller	Dual LAN with Intel® X540 10GBase-T Ethernet Controller (on add-on module)	On add-on module
Onboard VGA	Aspeed AST2400 BMC	Aspeed AST2400 BMC	Aspeed AST2400 BMC	Aspeed AST2400 BMC
USB Ports	2 USB 2.0 ports (rear); 2 USB 2.0 ports (front header)	6 USB 2.0 ports (2 rear + 3 via headers + 1 Type A)	8 USB 2.0 ports (4 rear + 3 via headers + 1 Type A)	3 USB 3.0 ports (1 rear + 1 via header + 1 Type A) 2 USB 2.0 ports (+ 2 via headers)
Other Onboard I/O Devices	2 fast UART 16550 serial 2 port SATA DOM TPM header	TPM 1.2 Onboard & Header 2 COM Ports (1 rear, 1 header)	2 fast UART 16550 serial; 2 COM Ports (1 rear, 1 header) TPM 1.2 onboard	TPM 1.2 Onboard & Header; 1 COM Ports (1 rear)
Manageability	IPMI 2.0 + KVM with dedicated LAN, Intel® Node Manager, NMI, SPM, SUM, SSM, SuperDoctor® 5, Watchdog	IPMI 2.0 + KVM with dedicated LAN, Intel® Node Manager, NMI, SPM, SUM, SSM, SuperDoctor® 5, Watchdog	IPMI 2.0 + KVM with dedicated LAN, Intel® Node Manager, NMI, SPM, SUM, SSM, SuperDoctor® 5, Watchdog	IPMI 2.0 + KVM with dedicated LAN, Intel® Node Manager, NMI, SPM, SUM, SSM, SuperDoctor® 5, Watchdog
PC Health Monitoring	+1.8V, +12V, +3.3V, +5V, +5V standby, Chassis intrusion header, Monitors CPU voltages, Supports system management utility	+1.8V, +12V, +3.3V, +5V, +5V standby, Chassis intrusion header, Monitors CPU voltages, Supports system management utility	+1.8V, +12V, +3.3V, +5V, +5V standby, Chassis intrusion header, Monitors CPU voltages, Supports system management utility	+1.8V, +12V, +3.3V, +5V, +5V standby, Chassis intrusion header, Monitors CPU voltages, Supports system management utility
Thermal Control	8 4-pin	8 4-pin	10 4-pin, Overheat LED indication, PWM fan speed control	10 4-pin, Fan speed control, Overheat LED indication, PWM fan speed control
Other Features	ACPI power management, Control of power-on for recovery from AC power loss, CPU thermal trip support for processor protection, Node Manager Support, SDDC, WOL	ACPI power management, Control of power-on for recovery from AC power loss, CPU thermal trip support for processor protection, Node Manager Support, SDDC, WOL	ACPI power management, Control of power-on for recovery from AC power loss, CPU thermal trip support for processor protection, Node Manager Support, SDDC, WOL	ACPI power management, CPU thermal trip support for processor protection
BIOS	AMI UEFI	AMI UEFI	AMI UEFI	AMI UEFI

† Supermicro chassis required for optimal functionality and performance
** Please check with your Supermicro sales representative and website for compatibility and configuration details*
*** X10QBi-MEM1/2 + AOM-X10QBi also required. Available as complete system (see page 11)*

SC818A-1K43LPB
- 1400W Platinum Level Digital high-efficiency power supply
- 3x 3.5" hot-swap SAS/SATA drive bays
- 1x slim DVD-ROM drive (optional)
- 7x 4cm heavy duty counter-rotating fans with air shroud
- 1x low profile I/O expansion slot
- Power Switch, Reset Switch and 5 LED Indicators

SC828TQ-R1K43LPB
- 1400W Redundant Platinum Level Digital high-efficiency power supplies
- 6x 3.5" hot-swap SAS/SATA drive bays
- 3x hot-swap PWM cooling fans
- 7x low-profile, full-length I/O expansion slot
- 1 optional slim DVD-ROM drive
- Front USB + COM Port (optional)

SC748TQ-R1K43B
- 1400W Redundant Platinum Level Digital high-efficiency power supplies
- 5x 3.5" hot-swap SAS/SATA drive bays
- 3x 5.25" peripheral drive bays (One with floppy drive bezel)
- 7x full-height, full-length expansion slot
- 3x 9cm + 3x 8cm heavy-duty fans
- 3x 8200 RPM hot-swap PWM rear-exhaust Fans
- 2x front USB ports
- Power Switch, Reset Switch & 6 LED Indicators

SC848E16-R1K62B
SC418E16-R1K62B
SC418E16-R1K62B2
- 1620W x2 (or 3) Platinum Level power supplies
- 8x full-height, full-length expansion slots
- 4x 9cm + 3x 8cm heavy duty fans w/ optimal fan speed control
- SC848E16: 24x 3.5" hot-swap SAS2/SATA3 HDD bays
  SC418E16: 48x 2.5" hot-swap SAS2/SATA3 HDD bays

Chassis \ MB	X10QBL	X10QBL-CT	X10QBi	X10QRH+
1U	● SC818A-1K43LPB 1U Heatsink: SNK-P0047PS	● SC818A-1K43LPB 1U Heatsink: SNK-P0047PS		
2U	● SC828TQ-R1K43LPB 2U Heatsink: SNK-P0048PS	● SC828TQ-R1K43LPB 2U Heatsink: SNK-P0048PS		*For Supermicro Complete System Only*
4U/ Tower	● SC748TQ-R1K43B ● SC848E16-R1K62B ● SC418E16-R1K62B ● SC418E16-R1K62B2 2U Heatsink: SNK-P0048PS	● SC748TQ-R1K43B ● SC848E16-R1K62B ● SC418E16-R1K62B ● SC418E16-R1K62B2 2U Heatsink: SNK-P0048PS	*For Supermicro Complete System Only*	

Note - When ordering please select the Revision M version of your chassis to optimally support Supermicro serverboards with the Intel® Xeon® processor E5 family.
● Most Optimized Chassis for SuperServer Configuration
* Heatsinks & Riser Cards sold separately
† HDD controller card is needed and enterprise level SAS & SATA HDDs are only recommended.

GLOBAL SKU

Quad LAN / 24 DIMMs

24 DIMMs
LSI® 2208 HW RAID
10GBase-T LAN

GLOBAL SKU

LSI® 2308 SAS2

GLOBAL SKU

PCI-E 3.0

MODEL	**X9DR3-LN4F+** **X9DRi-LN4F+**	**X9DR7-TF+** **X9DRE-TF+**	**X9DR7-LN4F(-JBOD)** **X9DRE-LN4F**	**X9DR3-F** **X9DRi-F**
Processor†	Dual Intel® Xeon® Processor E5-2600 and E5-2600 v2 product families, up to 12-core processors; Socket R (LGA 2011) supported; QPI up to 8.0GT/s; CPU TDP support up to 135W	Dual Intel® Xeon® Processor E5-2600 and E5-2600 v2 product families, up to 12-core processors; Socket R (LGA 2011) supported; QPI up to 8.0GT/s; CPU TDP support up to 135W	Dual Intel® Xeon® Processor E5-2600 and E5-2600 v2 product families, up to 12-core processors; Socket R (LGA 2011) supported; QPI up to 8.0GT/s; CPU TDP support up to 135W	Dual Intel® Xeon® Processor E5-2600 and E5-2600 v2 product families, up to 12-core processors; Socket R (LGA 2011) supported; QPI up to 8.0GT/s; CPU TDP support up to 135W
Chipset	Intel® C600 Chipset X9DR3-LN4F+: C606; X9DRi-LN4F+: C602	Intel® C602J Chipset	Intel® C602 Chipset	Intel® C600 Chipset X9DR3-F: C606; X9DRi-F: C602
Form Factor	Enhanced E-ATX 13.68"W x 13"H	Enhanced E-ATX 13.68"W x 13"H	E-ATX 12.1"W x 13"H	E-ATX 12"W x 13"H
Memory Capacity & Slots*	Up to 1.5TB ECC LRDIMM, 768GB ECC RDIMM, or 128GB ECC/non-ECC UDIMM; DDR3 up to 1866MHz, in 24 DIMM slots	Up to 1.5TB ECC LRDIMM, 768GB ECC RDIMM, or 128GB ECC/non-ECC UDIMM; DDR3 up to 1866MHz, in 24 DIMM slots	Up to 1TB ECC LRDIMM, 512GB ECC RDIMM, or 128GB ECC/non-ECC UDIMM; DDR3 up to 1866MHz, in 16 DIMM slots	Up to 1TB ECC LRDIMM, 512GB ECC RDIMM, or 128GB ECC/non-ECC UDIMM; DDR3 up to 1866MHz, in 16 DIMM slots
Expansion Slots	4 PCI-E 3.0 x16, 1 PCI-E 3.0 x8, 1 PCI-E 3.0 x4 (in x8 slot)	2 PCI-E 3.0 x16, 4 PCI-E 3.0 x8	2 PCI-E 3.0 x16, 4 PCI-E 3.0 x8	3 PCI-E 3.0 x16, 3 PCI-E 3.0 x8
Onboard RAID Controller	X9DR3-LN4F+: Intel® C606 SCU controller for 8 SAS (3Gbps) ports; RAID 0,1,10 and Intel® C606 AHCI controller for 2 SATA3 (6Gbps) and 4 SATA2 (3Gbps) ports; RAID 0,1,5,10 X9DRi-LN4F+: Intel® C602 SCU controller for 4 SATA2 (3Gbps) ports; RAID 0,1,5,10 and Intel® C602 AHCI controller for 2 SATA3 (6Gbps) and 4 SATA2 (3Gbps) ports; RAID 0,1,5,10	X9DR7-TF+: LSI® 2208 controller for 8 SAS2 ports; RAID 0,1,5,6,10,50,60; Intel® C602J AHCI controller for 2 SATA3 (6Gbps) and 4 SATA2 (3Gbps) ports; RAID 0,1,5,10 X9DRE-TF+: Intel® C602J AHCI controller for 2 SATA3 (6Gbps) and 4 SATA2 (3Gbps) ports; RAID 0,1,5,10	X9DR7-LN4F: LSI® 2308 controller for 8 SAS2 (6Gbps) ports; RAID 0,1,10; Intel® C602 SCU controller for 4 SATA2 (3Gbps) ports; RAID 0,1,5,10 and Intel® C602 AHCI controller for 2 SATA3 (6Gbps) and 4 SATA2 (3Gbps) ports; RAID 0,1,5,10 (-JBOD): is for IT mode; support 122 HDD X9DRE-LN4F: Intel® C602 SCU controller for 4 SATA2 (3Gbps) ports; RAID 0,1,5,10 and Intel® C602 AHCI controller for 2 SATA3 (6Gbps) and 4 SATA2 (3Gbps) ports; RAID 0,1,5,10	X9DR3-F: Intel® C606 SCU controller for 8 SAS (3Gbps) ports; RAID 0,1,10 and Intel® C606 AHCI controller for 2 SATA3 (6Gbps) and 4 SATA2 (3Gbps) ports; RAID 0,1,5,10 X9DRi-F: Intel® C602 SCU controller for 4 SATA2 (3Gbps) ports; RAID 0,1,5,10 and Intel® C602 AHCI controller for 2 SATA3 (6Gbps) and 4 SATA2 (3Gbps) ports; RAID 0,1,5,10
Onboard LAN	Quad LAN with Intel® i350 Gigabit Ethernet Controllers	Dual 10GBase-T with Intel® X540 10GbE Controller	Quad LAN with Intel® i350 Gigabit Ethernet Controller	Dual LAN with Intel® i350 Gigabit Ethernet Controller
Onboard VGA	BMC Nuvoton WPCM450	BMC Nuvoton WPCM450	BMC Nuvoton WPCM450	BMC Nuvoton WPCM450
USB Ports	7 USB 2.0 (4 rear, 2 by headers, 1 Type-A)	9 USB 2.0 ports (4 rear + 4 via headers + 1 Type A)	7 USB 2.0 ports (2 rear + 4 via headers + 1 Type A)	11 USB 2.0 (4 rear, 6 by headers, 1 Type-A)
Other Onboard I/O Devices	1 SATA DOM power connector 2 fast UART 16550 serial COM port (1 rear, 1 header)	1 SATA DOM power connector 2 fast UART 16550 serial COM port (1 rear, 1 header)	1 SATA DOM power connector 2 fast UART 16550 serial COM port (1 rear, 1 header)	1 SATA DOM power connector 2 fast UART 16550 serial COM port (1 rear, 1 header)
Manageability	IPMI 2.0 + KVM with dedicated LAN Watchdog, SSM, SUM, SuperDoctor® 5	IPMI 2.0 + KVM with dedicated LAN, Watchdog, SSM, SUM, SuperDoctor® 5	IPMI 2.0 + KVM with dedicated LAN, Watchdog, SSM, SUM, SuperDoctor® 5	IPMI 2.0 + KVM with dedicated LAN, Watchdog, SSM, SUM, SuperDoctor® 5
PC Health Monitoring	Monitors CPU voltages, +3.3V, +5V, +12V & +5V standby and total of 8-fan status, supports system management utility, chassis intrusion header	Monitors CPU voltages, +3.3V, +5V, +12V & +5V standby and total of 9-fan status, supports system management utility, chassis intrusion header	Monitors CPU voltages, +3.3V, +5V, +12V & +5V standby and total of 8-fan status, supports system management utility, chassis intrusion header	Monitors CPU voltages, +3.3V, +5V, +12V & +5V standby and total of 8-fan status, supports system management utility, chassis intrusion header
Thermal Control	4-pin PWM fan Connectors & overheat LED indication	4-pin PWM fan speed control & overheat LED indication	4-pin PWM fan speed control & overheat LED indication	4-pin PWM fan speed control & overheat LED indication
Other Features	ACPI power management, WOL, control of power-on for recovery from AC power loss, SDDC, TM2, TPM header & CPU thermal trip support for processor protection, Node Manager Support	ACPI power management, WOL, control of power-on for recovery from AC power loss, SDDC, TM2, TPM header & CPU thermal trip support for processor protection, Node Manager Support	ACPI power management, WOL, control of power-on for recovery from AC power loss, SDDC, TM2, TPM header & CPU thermal trip support for processor protection, Node Manager Support	ACPI power management, WOL, control of power-on for recovery from AC power loss, SDDC, TM2, TPM header& CPU thermal trip support for processor protection, Node Manager Support
BIOS	AMI UEFI	AMI UEFI	AMI UEFI	AMI UEFI

† Supermicro chassis required for optimal functionality and performance

** Please check with your Supermicro sales representative and website for compatibility and configuration details*

SC825TQ-R740LPB
Flexible, efficient 2U chassis

- 740W Redundant Platinum Level power supplies
- 8x 3.5" hot-swap SAS / SATA drive bays
- 2x fixed 3.5" drive bays
- Adjustable air shroud
- 7x low-profile, full-length I/O expansion slot
- Power switch & 6 LED indicators

SC836BA-R920B
3U chassis with 100% cooling redundancy

- 920W Redundant Platinum Level (94%) power supplies
- 16x 3.5" hot-swap SAS drive bays
- 2x 2.5" hot-swap SAS Drive Bays on rear side of chassis (optional)
- 1x optional slim DVD-ROM drive
- Mini-I-Pass (SFF 8087) connectivity
- 3x 8cm hot-swap 4-pin PWM fans
- 2x 8cm rear-exhaust 4-pin PWM fans

SC826BA/E16/E26-R920LPB/ R1K28LPB
2U Storage chassis with 12 HDDs

- 920W Redundant Platinum Level / 1280W Redundant Platinum Level Digital power supplies
- High performance SAS2 expander
- 12x 3.5" hot-swap SAS/SATA drive bays
- 3x 80mm 4-pin PWM cooling fans
- Mini-iPass (SFF 8087) connectivity (multi lane)
- 7x low-profile expansion slots

SC745TQ-R920B
4U/Tower high-performance workstation/server chassis

- 920W high-efficiency Platinum Level (94%+) redundant power supplies
- GPU/Xeon® Phi™ support
- 8x SAS/SATA hot-swap drive bays
- Adjustable air shroud for flexible configurations
- 100% cooling redundancy
- Rack mount / tower convertible
- 2x front USB ports
- Locking bezel with filter
- Tool-less operation

Chassis \ MB	X9DR3-LN4F+ X9DRi-LN4F+	X9DR7-TF+ X9DRE-TF+	X9DR7-LN4F(-JBOD) X9DRE-LN4F	X9DR3-F X9DRi-F
2U	● SC825TQ-R740LPB ● SC826E16-R920LPB SC826BE16-R1K28LPB SC826BE26-R1K28LPB SC825TQ-R720LPB SC213A-R740LPB SC216BE16-R920LPB SC216BE26-R920LPB 2U Heatsink: SNK-P0048P	● SC826BA-R920LPB ● SC826BE16-R920LPB ● SC826BE26-R920LPB ● SC826BA-R1K28LPB ● SC826BE16-R1K28LPB ● SC826BE26-R1K28LPB SC213A-R740LPB SC216BA-R920LPB SC216BE16-R920LPB SC216BE26-R920LPB 2U Heatsink: SNK-P0048P	● SC825TQ-R740LPB ● SC826BA-R920LPB ● SC826BE16-R920LPB ● SC826BE26-R920LPB ● SC826BA-R1K28LPB ● SC826BE16-R1K28LPB ● SC826BE26-R1K28LPB SC216BA-R920LPB SC216E16-R920LPB SC216E26-R920LPB SC213A-R740LPB 2U Heatsink: SNK-P0048PS	● SC825TQ-R740LPB SC826BA-R920LPB SC826BE16-R920LPB SC826BE26-R920LPB SC213A-R740LPB SC216BE16-R920LPB SC216BE26-R920LPB 2U Heatsink: SNK-P0048PS
3U/ Mid-Tower	● SC835TQ-R920B ● SC836BA-R920B SC836BE16-R920B SC836BE26-R920B 2U Heatsink: SNK-P0048P	● SC835BTQ-R1K28B ● SC835TQ-R920B ● SC836BA-R1K28B ● SC836BE16-R1K28B ● SC826BE26-R1K28B 2U Heatsink: SNK-P0048P	● SC835TQ-R920B ● SC836BA-R1K28B ● SC836BE16-R1K28B ● SC836BA-R920B SC836BE16-R920B SC836BE26-R920B SC835BTQ-R1K28B 2U Heatsink: SNK-P0048PS	● SC835TQ-R920B SC836BA-R920B SC836BA-R1K28B SC835BTQ-R1K28B SC836BE1C-R1K03B 2U Heatsink: SNK-P0048PS SC732i-865B 4U Heatsink: SNK-P0050AP4
4U/ Tower	● SC745TQ-R920B ● SC846BE16-R920B ● SC847E16-R1K28LPB SC847E26-R1K28LPB SC417E16-R1K28LPB SC417E26-R1K28LPB SC846BA-R920B SC846BE26-R1K28B 2U Heatsink: SNK-P0048P SC747TG-R1400B-SQ 4U Heatsink: SNK-P0050AP4	SC846BA-R920B SC846BE16-R920B SC846BE26-R920B SC846BA-R1K28B SC846BE16-R1K28B SC846BE26-R1K28B 2U Heatsink: SNK-P0048P	SC846BA-R920B SC846BE16-R920B SC846BE26-R920B SC846BA-R1K28B SC846BE16-R1K28B SC846BE26-R1K28B 2U Heatsink: SNK-P0048PS	● SC745TQ-R920B ● SC847BE1C-R1K28LPB ● SC847BE2C-R1K28LPB SC743TQ-1200B SC846BE16-R920B SC847E16/E26-R1K28KLPB SC847E16/E26-R1400LPB SC417E16/E26-R1400LPB 2U Heatsink: SNK-P0048PS SC842TQ-865B SC747TG-R1400B-SQ SC747TG-R1K28B-SQ 4U Heatsink: SNK-P0050AP4

Note - When ordering please select the Revision M version of your chassis to optimally support Supermicro serverboards with the Intel® Xeon® processor E5 family.
● Most Optimized Chassis for SuperServer Configuration
* Heatsinks & Riser Cards sold separately
† HDD controller card is needed and enterprise level SAS & SATA HDDs are only recommended.

GLOBAL SKU

LSI® 2208 SAS2
NV-DIMM
10GBase-T LANs
7 PCI-E 3.0

LSI® 3108 SAS3
HW RAID
Dual 10GbE
NVMe, 24 DIMMs

GLOBAL SKU

Datacenter
Optimized
LSI® 2308 SAS2
Quad LAN

GLOBAL SKU

Datacenter
Optimized

12" x 10"
SAS2/SATA

MODEL	**X9DRH-7(T)F** **X9DRH-i(T)F** **X9DRH-iF-NV**	**X9DRD-iT+** **X9DRD-CT+** **X9DRD-CNT+**	**X9DRD-7LN4F** **(-JBOD)** **X9DRD-EF**	**X9DRD-iF** **X9DRD-LF**	**X9DRL-7F** **X9DRL-EF**
Processor†	Dual Intel® Xeon® Processor E5-2600 and E5-2600 v2 product families, up to 12-core processors; Socket R (LGA 2011) supported; QPI up to 8.0GT/s; CPU TDP support up to 135W†	Dual Intel® Xeon® Processor E5-2600 and E5-2600 v2 product families, up to 12-core processors; Socket R (LGA 2011) supported; QPI up to 8.0GT/s; CPU TDP support up to 135W†	Dual Intel® Xeon® Processor E5-2600 and E5-2600 v2 product families, up to 12-core processors; Socket R (LGA 2011) supported; QPI up to 8.0GT/s; CPU TDP support up to 135W†	Dual Intel® Xeon® Processor E5-2600 and E5-2600 v2 product families, up to 12-core processors; Socket R (LGA 2011) supported; QPI up to 8.0GT/s; CPU TDP support up to 135W†	Dual Intel® Xeon® Processor E5-2600 and E5-2600 v2 product families, up to 12-core processors; Socket R (LGA 2011) supported; QPI up to 8.0GT/s; CPU TDP support up to 130W†
Chipset	Intel® C602 Chipset	Intel® C602 Chipset	Intel® C602J Chipset	Intel® C602 chipset	Intel® C602J chipset
Form Factor	E-ATX 12.1"W x 13"H	E-ATX 13.68"W x 13.4"H	E-ATX 12"W x 13"H	E-ATX 10.3"W x 13"H	ATX 12"W x 10"H
Memory Capacity & Slots*	Up to 1TB ECC LRDIMM, 512GB ECC RDIMM, or 128GB ECC/non-ECC UDIMM; DDR3 up to 1866MHz, in 16 DIMM slots; Supports NV-DIMM (-iF/-iF-NV Only)	Up to 1.5TB ECC LRDIMM, 768GB ECC RDIMM, or 128GB ECC/non-ECC UDIMM; DDR3 up to 1866MHz, in 24 DIMM slots	Up to 1TB ECC LRDIMM, 512GB ECC RDIMM, or 128GB ECC/non-ECC UDIMM; DDR3 up to 1866MHz, in 16 DIMM slots	Up to 512GB ECC LRDIMM, 256GB ECC RDIMM, or 64GB ECC/non-ECC UDIMM; DDR3 up to 1866MHz, in 8 DIMM slots	Up to 512GB ECC LRDIMM, 256GB ECC RDIMM, or 64GB ECC/non-ECC UDIMM; DDR3 up to 1866MHz, in 8 DIMM slots
Expansion Slots	1 PCI-E 3.0 x16, 6 PCI-E 3.0 x8	1 PCI-E 3.0 x32 Left Riser Slot; or 1 x16 slot	6 PCI-E 3.0 x8	1 PCI-E 3.0 x16, 4 PCI-E 3.0 x8 (-iF only)	2 PCI-E 3.0 x8 1 PCI-E 2.0 x4 (in x8 slot) 1 PCI-E 2.0 x1
Onboard RAID Controller	Intel® C602 SCU controller for 4 SATA2 (3Gbps) ports; RAID 0,1,5,10 and Intel® C602 AHCI controller for 2 SATA3 (6Gbps) and 4 SATA2 (3Gbps) ports; RAID 0,1,5,10; -7F: LSI® 2208 controller for 8 SAS2 ports; RAID 0,1,5,6,10,50,60	Intel® C602 AHCI controller for 2 SATA3 (6 Gbps) ports; 8 SATA2 (3 Gbps) RAID 0,1,5,10; LSI® 3108 HW with 2G Cache controller for 8 SAS3 (12Gbps) ports; RAID 0,1,5,6,10,50,60 BBU option support(-C version only) ; Up to 4 ports NVMe x4 (-CNT+ only)	Intel® C602J AHCI controller for 2 SATA3 (6Gbps) and 4 SATA2 (3Gbps) ports; RAID 0,1,5,10; LSI® 2308 controller for 8 SAS2 (6Gbps) ports; RAID 0,1,10 (for -7LN4F only); Optional IT Mode JBOD HDD support (-JBOD SKU) (-JBOD): for IT Mode; supports 122 HDDs	-iF: Intel® C602 SCU controller for 4 SATA2 (3Gbps) ports; RAID 0,1,5,10; Intel® C602 AHCI controller for 2 SATA3 (6Gbps) ports; 4 SATA2 (3Gbps) RAID 0,1,5,10; -LF: Intel® C602 AHCI controller for 2 SATA3 (6Gbps) ports; RAID 0,1	Intel® C602J AHCI controller for 4 SATA2 (3Gbps) ports; 2 SATA3 (6Gbps) RAID 0,1,10 LSI® 2208 hardware controller for 8 SAS2 (6Gbps) ports; RAID 0,1,10 (for -7F only)
Onboard LAN	-i/7F: Dual LAN with Intel® i350 Gigabit Ethernet Controller -i/7TF: Dual 10GBase-T with Intel® X540 10GbE Controller	Dual LAN with Intel® X540 10GBase-T Ethernet Controller	-EF: Dual LAN with Intel® i350 Gigabit Ethernet Controller; -7LN4F(-JBOD): Quad LAN with Intel® i350 Gigabit Ethernet Controller	Dual LAN with Intel® i350 Gigabit Ethernet Controller	2 Intel® i210 Gigabit Ethernet Controller
Onboard VGA	BMC Nuvoton WPCM450	BMC Nuvoton WPCM450	BMC Nuvoton WPCM450	BMC Nuvoton WPCM450	BMC Nuvoton WPCM450
USB Ports	7 USB 2.0 ports (4 rear + 2 via headers + 1 Type A)	7 USB 2.0 ports (4 rear + 2 via headers + 1 Type A)	9 USB 2.0 ports (4 rear + 4 via headers + 1 Type A)	9 USB 2.0 ports (4 rear + 4 via headers + 1 Type A) 2 USB 2.0 (-LF only)	7 USB 2.0 ports (4 rear + 2 via headers + 1 Type A)
Other Onboard I/O Devices	1 SATA DOM power connector 2 fast UART 16550 serial COM port (1 rear, 1 header)	1 Port SuperDOM 1 fast UART 16550 serial; TPM onboard Header 1 COM Ports (1 rear)	1 SATA DOM power connector 2 fast UART 16550 serial COM port (1 rear, 1 header)	1 SATA DOM power connector 2 fast UART 16550 serial COM port (1 rear, 1 header) 1 COM port (-LF only)	1 SATA DOM power connector 2 fast UART 16550 serial COM port headers (1 rear, 1 header); 2 total COM ports
Manageability	IPMI 2.0 + KVM with dedicated LAN, SSM, SUM, Watchdog, SuperDoctor® 5	IPMI 2.0 + KVM with dedicated LAN, SSM, SUM, Watchdog, SuperDoctor® 5	IPMI 2.0 + KVM with dedicated LAN, SSM, SUM, Watchdog, SuperDoctor® 5	IPMI 2.0 + KVM with dedicated LAN, SSM, SUM, Watchdog, SuperDoctor® 5	IPMI 2.0 + KVM with dedicated LAN, SSM, SUM, Watchdog, SuperDoctor® 5
PC Health Monitoring	Monitors CPU voltages, +3.3V, +5V, +12V & +5V standby and total of 8-fan status, supports system management utility, chassis intrusion header	Monitors CPU voltages, +1.8V, +12V, +3.3V, +5V, +5V standby and total of 8-fan status, supports system management utility, chassis intrusion header	Monitors CPU voltages, +3.3V, +5V, +12V & +5V standby and total of 8-fan status, supports system management utility, chassis intrusion header	Monitors CPU voltages, +3.3V, +5V, +12V & +5V standby and total of 8-fan status, supports system management utility, chassis intrusion header	+12V, +3.3V, +5V, +5V Standby, 3.3v standby, 6-fan status, Chassis intrusion header, Monitors CPU voltages, Supports system management utility,
Thermal Control	4-pin PWM fan speed control & overheat LED indication	8 4-pin, Fan speed control, Overheat LED indication, PWM fan speed control, System level control	4-pin PWM fan speed control & overheat LED indication	4-pin PWM fan speed control & overheat LED indication	4-pin PWM fan speed control & overheat LED indication
Other Features	ACPI power management, WOL, control of power-on for recovery from AC power loss, SDDC, TM2 & CPU thermal trip support for processor protection, Node Manager Support	ACPI power management, Control of power-on for recovery from AC power loss, CPU thermal trip support for processor protection, Intel® Smart Response Technology, Intel® QuickAssist Technology, Node Manager Support, SDDC, System level control, UID, WOL	ACPI power management, WOL, control of power-on for recovery from AC power loss, SDDC, TM2 & CPU thermal trip support for processor protection, Node Manager Support	ACPI power management, WOL, control of power-on for recovery from AC power loss, SDDC, TM2 & CPU thermal trip support for processor protection, Node Manager Support	ACPI power management, WOL, control of power-on for recovery from AC power loss, SDDC, TM2 & CPU thermal trip support for processor protection, Node Manager Support
BIOS	AMI UEFI	AMI UEFI	AMI UEFI	AMI UEFI	AMI UEFI

† *Supermicro chassis required for optimal functionality and performance*

* *Please check with your Supermicro sales representative and website for compatibility and configuration details*

Optimized Chassis and Accessories

SC813T-441CB
High-performance 1U chassis

- 440W Platinum Level high-efficiency power supply
- 4x 3.5" hot-Swap SAS/SATA drive bays
- 1x optional slim DVD ROM drive
- 2x 10cm PWM blower fan
- 1x full-size, full-length I/O expansion slot
- Power Switch, Reset Button & 5 LED indicators

SC813LT-R500CB
Cost-effective Adjustable blower to optimize air flow

- 500W Redundant Platinum Level (94%+) power supplies
- 2x 3.5" Hot-swap SAS/SATA
- 2x 10cm PWM blower fan
- 1x Full-height, Full-length I/O slot
- Power Switch, Reset Button & 5 LED Indicators

SC835TQ-R920B
Versatile Storage Chassis with High Efficiency Power

- 920W Redundant Platinum Level (94%+) high-efficiency power supplies
- 8x 3.5" Hot-swap SAS/SATA & 2x 5.25" drive bays
- 1x optional slim DVD-ROM drive
- 7x full-height, full-length expansion Slots
- 100% cooling redundancy
- Adjustable Air Shroud

SC815TQ-600CB
High-performance, flexible 1U chassis

- 600W Platinum Level Digital high-efficiency power supply
- 4x 3.5" hot-swap SAS/SATA drive bays
- 1x Slim DVD ROM Drive (optional)
- 4x counter-rotating fans
- 1x full-size, full-length I/O expansion slot
- Power Switch, Reset Button & 5 LED Indicators

Chassis \ MB	X9DRH-7(T)F X9DRH-i(T)F X9DRH-iF-NV	X9DRD-iT+ X9DRD-CT+ X9DRD-CNT+	X9DRD-7LN4F(-JBOD) X9DRD-EF	X9DRD-iF X9DRD-LF	X9DRL-7F X9DRL-EF
1U		● SC815TQ-600WB ● SC113TQ-600WB 1U Heatsink: SNK-P0047PS	● SC815TQ-600CB SC815TQ-R700CB SC113TQ-R700CB SC113TQ-600CB SC116TQ-R700CB 1U Heatsink: SNK-P0047PS SC514-441 SC815TQ-R706WB	● SC813T-441CB ● SC813LT-R500CB SC815TQ-600CB SC113TQ-600CB 1U Heatsink: SNK-P0047PS SC514-441 SC514-R400C	● SC813MTQ-441CB ● SC813MTQ-R400CB ● SC813MFTQ-R400CB ● SC813MFTQ-R606CB 1U Heatsink: SNK-P0047PD
2U	● SC825TQ-R740LPB ● SC826BA-R920LPB ● SC826BE16-R920LPB ● SC826BE26-R920LPB ● SC826BA-R1K28LPB ● SC826BE16-R1K28LPB ● SC826BE26-R1K28LPB SC213A-R740LPB SC216BA-R920LPB SC216BE16-R920LPB SC216BE26-R920LPB 2U Heatsink : SNK-P0048PS	● SC826BE1C-R920WB ● SC826BE2C-R920WB 2U Heatsink: SNK-P0048PS	● SC825TQ-R740LPB ● SC826BA-R920LPB ● SC826BE16-R920LPB ● SC826BE26-R920LPB ● SC826BA-R1K28LPB ● SC826BE16-R1K28LPB ● SC826BE26-R1K28LPB SC825TQ-600LPB SC823TQ-650B/ 653B SC826TQ-R500LPB SC826E16/E26-R500LPB SC213LT-600LPB SC213A-R740LPB SC216BA/E16/E26-R920LPB 2U Heatsink: SNK-P0048PS	● SC823TQ-653LPB ● SC825TQ-R740LPB ● SC825TQ-600LPB SC826TQ-R500LPB SC826E16/E26-R500LPB SC213LT-600LPB 2U Heatsink: SNK-P0048PS	● SC823TQ-653LPB SC825TQ-R600LPB SC826TQ-R500LPB SC826E16/E26-R500LPB SC213LT-600LPB 2U Heatsink: SNK-P0048AP4
3U/ Mid-Tower	● SC835TQ-R920B ● SC836BA-R1K28B ● SC836BE16-R1K28B ● SC836BE26-R1K28B SC836BA-R920B SC836BE16-R920B SC836BE26-R920B SC836BE1C-R1K03B 2U Heatsink: SNK-P0048PS		● SC835TQ-R920B SC836TQ-R500B SC836E16-R500B SC836BA-R920B SC836BE16-R920B SC836BE26-R920B SC836BA-R1K28B SC836BE16-R1K28B SC836BE26-R1K28B SC836BE1C-R1K03B 2U Heatsink: SNK-P0048PS	SC836TQ-R500B SC836E16-R500B SC836BE1C-R1K03B 2U Heatsink: SNK-P0048PS	● SC833T-653B ● SC732i-500B SC836TQ-R500B SC836E16-R500B SC836BE1C-R1K03B 2U Heatsink: SNK-P0048AP4
4U/ Tower	● SC743TQ-1200B/903B/865B ● SC745TQ-R1200B/R920B/R800B ● SC847A-R1400LPB ● SC847E16/E26-R1400LPB ● SC847A-R1K28LPB ● SC847E16-R1K28LPB ● SC847E26-R1K28LPB ● SC846BA-R1K28B ● SC846BE16-R1K28B ● SC846BE26-R1K28B ● SC847BE1C-R1K28LPB ● SC847BE2C-R1K28LPB SC846BA-R920B SC846BE16-R920B SC846BE26-R920B 2U Heatsink: SNK-P0048PS		● SC847A-R1400LPB ● SC847E16/E26-R1400LPB ● SC847A-R1K28LPB ● SC847E16-R1K28LPB ● SC847E26-R1K28LPB ● SC846BA-R1K28B ● SC846BE16-R1K28B ● SC846BE26-R1K28B ● SC847BE1C-R1K28LPB ● SC847BE2C-R1K28LPB ● SC847DE16-R2K02LPB ● SC847DE26-R2K02LPB SC846BA-R920B SC846BE16-R920B SC846BE26-R920B 2U Heatsink: SNK-P0048PS		● SC842TQ-865B ● SC842TQ-665B 2U Heatsink: SNK-P0048AP4

Note - When ordering please select the Revision M version of your chassis to optimally support Supermicro serverboards with the Intel® Xeon® processor E5 family.
● Most Optimized Chassis for SuperServer Configuration
* Heatsinks & Riser Cards sold separately
† HDD controller card is needed and enterprise level SAS & SATA HDDs are only recommended.

MODEL	X9DRL-3F X9DRL-iF	X9DAX-7(T)F X9DAX-i(T)F	X9DA7 X9DAE	X9DAi
	12" x 10" SAS/SATA	*Up to 20% performance gains with Hyper-Speed Support LSI® 2208 SAS2 10GBase-T LAN*	*LSI® 2308 SAS2 NVIDIA® SLI Enabled*	*High Performance Workstation*
				
Processor†	Dual Intel® Xeon® Processor E5-2600 and E5-2600 v2 product families, up to 12-core processors; Socket R (LGA 2011) supported; QPI up to 8.0GT/s; CPU TDP support up to 130W†	Dual Intel® Xeon® Processor E5-2600 and E5-2600 v2 product families, up to 12-core processors; Socket R (LGA 2011) supported; QPI up to 8.0GT/s; CPU TDP support up to 150W†	Dual Intel® Xeon® Processor E5-2600 and E5-2600 v2 product families, up to 12-core processors; Socket R (LGA 2011) supported; QPI up to 8.0GT/s; CPU TDP support up to 150W†	Dual Intel® Xeon® Processor E5-2600 and E5-2600 v2 product families, up to 12-core processors; Socket R (LGA 2011) supported; QPI up to 8.0GT/s; CPU TDP support up to 150W†
Chipset	-3F: Intel® C606 chipset -iF: Intel® C602 chipset	Intel® C602 Chipset	Intel® C602 Chipset	Intel® C602 Chipset
Form Factor	ATX 12"W x 10"H	Proprietary† 13.68"W x 13"H	E-ATX 12"W x 13"H	E-ATX 12"W x 13"H
Memory Capacity & Slots*	Up to 512GB ECC LRDIMM, 256GB ECC RDIMM, or 64GB ECC/non-ECC UDIMM; DDR3 up to 1866MHz, in 8 DIMM slots	Up to 1TB ECC LRDIMM, 512GB ECC RDIMM, or 128GB ECC/non-ECC UDIMM; DDR3 up to 1866MHz, in 16 DIMM slots	Up to 1TB ECC LRDIMM, 512GB ECC RDIMM, or 128GB ECC/non-ECC UDIMM; DDR3 up to 1866MHz, in 16 DIMM slots	Up to 1TB ECC LRDIMM, 512GB ECC RDIMM, or 128GB ECC/non-ECC UDIMM; DDR3 up to 1866MHz, in 16 DIMM slots
Expansion Slots	3 PCI-E 3.0 x8, 1 PCI-E 2.0 x4 (in x8), 1 PCI-E 2.0 x1 (in x8), 1 PCI	2x PCI-E 3.0 x16 3x PCI-E 3.0 x8 1x UIO PCI-E 3.0 x8 (for SMC UIO HBA) or 1x PCI-E 2.0 x4 (in x8)	3 PCI-E 3.0 x16, 2 PCI-E 3.0 x8, 1 PCI-E 3.0 x4 (in x8 slot)	3 PCI-E 3.0 x16, 2 PCI-E 3.0 x8, 1 PCI-E 3.0 x4 (in x8 slot)
Onboard RAID Controller	-3F: Intel® C606 SCU controller for 8 SAS (3Gbps) ports; RAID 0,1,10 and Intel® C606 AHCI controller for 2 SATA3 (6Gbps) and 4 SATA2 (3Gbps) ports; RAID 0,1,5,10 -iF: Intel® C602 SCU controller for 4 SATA2 (3Gbps) ports; RAID 0,1,5,10 and Intel® C602 AHCI controller for 2 SATA3 (6Gbps) and 4 SATA2 (3Gbps) ports; RAID 0,1,5,10	-7F: LSI® 2208 controller for 8 SAS2 ports; RAID 0,1,5,6,10,50,60; Intel® C602 SCU controller for 4 SATA2 (3Gbps) ports; RAID 0,1,5,10 and Intel® C602 AHCI controller for 2 SATA3 (6Gbps) and 4 SATA2 (3Gbps) ports; RAID 0,1,5,10	X9DA7: LSI® 2308 Controller for 8 SAS2 (6Gbps) ports; RAID 0,1,10; Intel® C602 SCU controller for 2 SATA2 (3Gbps) ports; RAID 0,1,5,10 and Intel® C602 AHCI controller for 2 SATA3 (6Gbps) and 4 SATA2 (3Gbps) ports; RAID 0,1,5,10 X9DAE: Intel® C602 SCU controller for 2 SATA2 (3Gbps) ports; RAID 0,1,5,10 and Intel® C602 AHCI controller for 2 SATA3 (6Gbps) and 4 SATA2 (3Gbps) ports; RAID 0,1,5,10	Intel® C602 SCU controller for 4 SATA2 (3Gbps) ports; RAID 0,1,5,10 and Intel® C602 AHCI controller for 2 SATA3 (6Gbps) and 4 SATA2 (3Gbps) ports; RAID 0,1,5,10
Onboard LAN	Dual LAN with Intel® 82574L Gigabit Ethernet Controller	-7/iF: Dual LAN with Intel® i350 Gigabit Ethernet Controller -7iTF: Dual 10GBase-T with Intel® X540 10GbE Controller	Dual LAN with Intel® i350 Gigabit Ethernet Controller	Dual LAN with Intel® i350 Gigabit Ethernet Controller
Onboard VGA	BMC Nuvoton WPCM450	BMC Nuvoton WPCM450	N/A	N/A
USB Ports	9 USB 2.0 ports (4 rear + 4 via headers + 1 Type A)	4 USB 3.0 ports (2 rear + 2 via header) 7 USB 2.0 ports (4 rear + 2 via headers + 1 Type A)	4 USB 3.0 (2 by headers, 2 rear), 7 USB 2.0 (4 rear, 2 by headers, 1 Type-A)	4 USB 3.0 (2 by headers, 2 rear), 7 USB 2.0 (4 rear, 2 by headers, 1 Type-A)
Other Onboard I/O Devices	1 SATA DOM power connector 2 fast UART 16550 serial COM port (1 rear, 1 header)	1 SATA DOM power connector 7.1 HD audio 2 IEEE 1394a headers 2 fast UART 16550 serial COM port headers	1 SATA DOM power connector 7.1 HD audio 2 IEEE 1394a headers 1 fast UART 16550 serial COM port (rear) SLI Geforce support (X9DAE)	1 SATA DOM power connector 7.1 HD audio 2 IEEE 1394a headers 1 fast UART 16550 serial COM port (rear)
Manageability	IPMI 2.0 + KVM with dedicated LAN, Watchdog, SSM, SUM, SuperDoctor® 5	IPMI 2.0 + KVM with dedicated LAN Watchdog, SSM, SUM, SuperDoctor® 5	Watchdog, SSM, SuperDoctor® 5	Watchdog, SSM, SuperDoctor® 5
PC Health Monitoring	Monitors CPU voltages, +3.3V, +5V, +12V & +5V standby and total of 6-fan status, supports system management utility, chassis intrusion header	Monitors CPU voltages, +3.3V, +5V, +12V & +5V standby and total of 8-fan status, supports system management utility, chassis intrusion header	Monitors CPU voltages, +3.3V, +5V, +12V & +5V standby and total of 8-fan status, supports system management utility, chassis intrusion header	Monitors CPU voltages, +3.3V, +5V, +12V & +5V standby and total of 8-fan status, supports system management utility, chassis intrusion header
Thermal Control	4-pin PWM fan speed control & overheat LED indication	4-pin PWM fan speed control & overheat LED indication	4-pin PWM fan speed control & overheat LED indication	4-pin PWM fan speed control & overheat LED indication
Other Features	ACPI power management, WOL, control of power-on for recovery from AC power loss, SDDC, TM2 & CPU thermal trip support for processor protection, Node Manager Support	ACPI power management, WOL, control of power-on for recovery from AC power loss, SDDC, TM2 & CPU thermal trip support for processor protection, Node Manager Support, Hyper-Speed Voltage and Frequency Margining	ACPI power management, WOL, control of power-on for recovery from AC power loss, SDDC, TM2, TPM header & CPU thermal trip support for processor protection	ACPI power management, WOL, control of power-on for recovery from AC power loss, SDDC, TM2, TPM header& CPU thermal trip support for processor protection
BIOS	AMI UEFI	AMI UEFI	AMI UEFI	AMI UEFI

† *Supermicro chassis required for optimal functionality and performance*
* *Please check with your Supermicro sales representative and website for compatibility and configuration details*

SC213A-R740LPB
2U high reliable and scalable storage 2.5" HDD chassis

- 740W Redundant Platinum Level (94%) power supplies
- 16x 2.5" hot-swap SAS/SATA drive bays
- 1x slim DVD-ROM drive (optional)
- 2x USB + 1x COM port (optional)
- 3x 80mm 7k RPM PWM fans
- Mini-I-pass Connectivity
- Adjustable Air Shroud
- Power Switch & 6x LED Indicators

SC216BE1C-R920LPB
2U high density 2.5" HDD chassis

- 920W Redundant Platinum Level High-efficiency Power Supply
- 24x 2.5" hot-swap SAS3/SATA drive bays
- Single expander w/ MiniSAS HD connector
- 7x low-profile expansion slots
- Power Switch & 6x LED Indicators

SC743TQ-1200B-SQ
Whisper Quiet System Chassis (27dB)

- 1200W high efficiency Platinum Level power supply
- 8x 3.5" SAS / SATA hot-swappable drive bays
- 3x 5.25" peripheral drive Bays
- 100% cooling redundancy
- 2x Front USB 3.0 Ports
- Locking side panel & bezel with filter
- Power Switch, Reset Switch & 6x LED Indicators; 4x 6-pin & 2x (6+2)-pin GPU/VGA power connectors
- 90° rotatable 5.25" bay module
- Super Quiet PWM fans

SC732D4F-903B
Cost Effective Desktop, Embedded, Workstation Chassis

- 900W Gold Level power supply w/ PFC
- 4x 3.5" internal SAS/SATA HDD Bays
- 90° rotatable HDD cage design
- 4x 2.5" internal SAS/SATA HDD (opt.)
- 2x 5.25" and 1x 3.5" Peripheral drive bays:
- 1x 12cm rear exhaust fan; 1x 12cm front cooling fan (opt.)
- 7x full-height, full-length PCI expansion slots
- Front I/O ports: 2x USB 3.0, 2x USB 2.0, 2x 1394 ports, 2x Audio

Chassis \ MB	X9DRL-3F X9DRL-iF	X9DAX-7(T)F X9DAX-i(T)F	X9DA7 X9DAE	X9DAi
2U	● SC823TQ-653LPB SC825TQ-600LPB SC826TQ-R500LPB SC826BE16-R920LPB SC213LT-600LPB 2U Heatsink: SNK-P0048AP4	● SC829BTQ-R1K28LPB 2U Heatsink: SNK-P2048P	SC825TQ-R740LPB SC213A-R740LPB SC216BE16-R920LPB SC216BE26-R920LPB SC216BE1C-R920LPB SC216BE2C-R920LPB 2U Heatsink: SNK-P0048P	SC825TQ-R740LPB SC213A-R740LPB SC216BE16-R920LPB SC216BE26-R920LPB SC216BE1C-R920LPB SC216BE2C-R920LPB 2U Heatsink: SNK-P0048P
3U/ Mid-Tower	● SC833T-653B ● SC732i-500B SC836TQ-R500B SC836E16-R500B 2U Heatsink: SNK-P0048AP4		● SC732D4F-903B 4U Active Heatsink: SNK-P0050AP4 SC836BA-R920B SC836BE16-R920B SC836BE26-R920B SC836BE1C-R1K03B 2U Heatsink: SNK-P0048P	● SC732D4F-903B 4U Active Heatsink: SNK-P0050AP4 SC835TQ-R920B SC836BA-R920B SC836BE16-R920B SC836BE26-R920B SC836BE1C-R1K03B 2U Heatsink: SNK-P0048P
4U/ Tower	● SC842TQ-865B ● SC842TQ-665B ● SC842i-500B 2U Heatsink: SNK-P0048AP4	● SC747TG-R1400B-SQ 4U Heatsink: SNK-2050AP4	● SC743TQ-1200B-SQ SC743TQ-1200B SC745TQ-R1200B SC745TQ-R920B SC747TG-R1400B-SQ SC747TG-R1K28B-SQ 4U Active Heatsink: SNK-P0050AP4	● SC743TQ-1200B-SQ SC743TQ-1200B SC745TQ-R1200B SC745TQ-R920B SC747TG-R1400B-SQ SC747TG-R1K28B-SQ 4U Active Heatsink: SNK-P0050AP4

Note - When ordering please select the Revision M version of your chassis to optimally support Supermicro serverboards with the Intel® Xeon® processor E5 family.
● Most Optimized Chassis for SuperServer Configuration
* Heatsinks & Riser Cards sold separately
† HDD controller card is needed and enterprise level SAS & SATA HDDs are only recommended.

MODEL	X9DRG-QF	X9DRG-HF+ X9DRG-HTF+	X9DRG-HF+II X9DRG-HTF+II	X9DRG-HF X9DRG-HTF
	4 Double-width PCI-E 3.0 Slots GPU/Xeon® Phi™ Server-board	*GPU/Xeon® Phi™ Optimized 16 DIMMs 10GBase-T LAN*	*3 GPU/Xeon® Phi™ in 1U 16 DIMMs 10GBase-T LAN*	*Up to 6 GPU Dual 10 GbE 10GBase-T LAN*
				
Processor†	Dual Intel® Xeon® Processor E5-2600 and E5-2600 v2 product families, up to 12-core processors; Socket R (LGA 2011) supported; PI up to 8.0GT/s; CPU TDP support up to 150W†	Dual Intel® Xeon® Processor E5-2600 and E5-2600 v2 product families, up to 12-core processors; Socket R (LGA 2011) supported; QPI up to 8.0GT/s; CPU TDP support up to 130W†	Dual Intel® Xeon® Processor E5-2600 and E5-2600 v2 product families, up to 12-core processors; Socket R (LGA 2011) supported; QPI up to 8.0GT/s; CPU TDP support up to 130W†	Dual Intel® Xeon® Processor E5-2600 and E5-2600 v2 product families, up to 12-core processors; Socket R (LGA 2011) supported; QPI up to 8.0GT/s; CPU TDP support up to 130W†
Chipset	Intel® C602 Chipset	Intel® C602 Chipset	Intel® C602 Chipset	Intel® C602 Chipset
Form Factor	Proprietary† 15.2"W x 13.2"H	Proprietary† 10.9"W x 19.8"H	Proprietary† 9.2"W x 19.8"H	Proprietary† 9.2"W x 19.8"H
Memory Capacity & Slots*	Up to 1TB ECC LRDIMM, 512GB ECC RDIMM, or 128GB ECC/ non-ECC UDIMM; DDR3 up to 1866MHz, in 16 DIMM slots	Up to 1TB ECC LRDIMM, 512GB ECC RDIMM, or 128GB ECC/ non-ECC UDIMM; DDR3 up to 1866MHz, in 16 DIMM slots	Up to 1TB ECC LRDIMM, 512GB ECC RDIMM, or 128GB ECC/ non-ECC UDIMM; DDR3 up to 1866MHz, in 16 DIMM slots	Up to 512GB ECC LRDIMM, 256GB ECC RDIMM, or 64GB ECC/ non-ECC UDIMM; DDR3 up to 1866MHz, in 8 DIMM slots
Expansion Slots	4 PCI-E 3.0 x16 (double-width), 2 PCI-E 3.0 x8 (1 in x16 slot), 1 PCI-E 2.0 x4 (in x8 slot)	4 PCI-E 3.0 x16 1 PCI-E 3.0 x8 (in x16)	4 PCI-E 3.0 x16 (in x16 slot) 1 PCI-E 3.0 x8 (in x16 slot) 1 PCI-E 2.0 x4 (in x8 slot)	4 PCI-E 3.0 x16, 1 PCI-E 3.0 x8, 1 PCI-E 2.0 x4 (in x8) to support Riser Cards
Onboard RAID Controller	Intel® C602 SCU controller for 4 SATA2 (3Gbps) ports; RAID 0,1,5,10 and Intel® C602 AHCI controller for 2 SATA3 (6Gbps) and 4 SATA2 (3Gbps) ports; RAID 0,1,5,10	Intel® C602 SCU controller for 4 SATA2 (3Gbps) ports; RAID 0,1,5,10 and Intel® C602 AHCI controller for 2 SATA3 (6Gbps); RAID 0,1,5,10	Intel® C602 AHCI controller for 4 SATA2 (3Gbps) ports; 2 SATA3 (6Gbps) RAID 0,1,10 Intel® C602 SCU controller for 4 SATA2 (3Gbps) ports; RAID 0,1,10	Intel® C602 SCU controller for 4 SATA2 (3Gbps) ports; RAID 0,1,5,10 and Intel® C602 AHCI controller for 2 SATA3 (6Gbps) and 4 SATA2 (3Gbps) ports; RAID 0,1,5,10
Onboard LAN	Dual LAN with Intel® i350 Gigabit Ethernet Controller	-HF+: Dual LAN with Intel® i350 Gigabit Ethernet Controller -HTF+: Dual 10GBase-T with Intel® X540 10GbE Controller	-HF+II: Dual LAN with Intel® i350 Gigabit Ethernet Controller -HTF+II: Dual 10GBase-T with Intel® X540 10GbE Controller	-HF: Dual LAN with Intel® i350 Gigabit Ethernet Controller -HTF: Dual 10GBase-T with Intel® X540 10GbE Controller
Onboard VGA	BMC Renesas SH7757	BMC Nuvoton WPCM450	BMC Nuvoton WPCM450	BMC Nuvoton WPCM450
USB Ports	10 USB 2.0 ports (4 rear + 4 via headers + 2 Type A)	2 rear USB 2.0 ports	4 USB 2.0 ports (2 rear + 1 via headers + 1 Type A)	2 rear USB 2.0 ports
Other Onboard I/O Devices	1 SATA DOM power connector 2 fast UART 16550 serial COM port (1 rear, 1 header)	1 SATA DOM power connector	1 fast UART 16550 serial COM port headers (1 header; 1 Total COM Ports	1 SATA DOM power connector 1 fast UART 16550 serial COM headers
Manageability	IPMI 2.0 + KVM with dedicated LAN, Watchdog, SSM, SUM, SuperDoctor® 5	IPMI 2.0 + KVM with dedicated LAN Watchdog, SSM, SUM, SuperDoctor® 5	IPMI 2.0 + KVM with dedicated LAN Watchdog, SSM, SUM, SuperDoctor® 5	IPMI 2.0 + KVM with dedicated LAN, Watchdog, SSM, SUM, SuperDoctor® 5
PC Health Monitoring	Monitors CPU voltages, +3.3V, +5V, +12V & +5V standby and total of 10-fan status, supports system management utility, chassis intrusion header	Monitors CPU voltages, +3.3V, +5V, +12V & +5V standby and total of 10-fan status, supports system management utility, chassis intrusion header	Monitors CPU voltages, +1.8V, +12V, +3.3V, +5V, +5V Standby, 3.3v standby, Chassis intrusion header, Monitors CPU voltages, Supports system management utility, System level control	Monitors CPU voltages, +3.3V, +5V, +12V & +5V standby and total of 12-fan status, supports system management utility, chassis intrusion header
Thermal Control	4-pin PWM fan speed control & overheat LED indication	4-pin PWM fan speed control & overheat LED indication	12 4-pin, Fan speed control, Overheat LED indication, PWM fan speed control, System level control	4-pin PWM fan speed control & overheat LED indication
Other Features	ACPI power management, WOL, control of power-on for recovery from AC power loss, SDDC, TM2, TPM header & CPU thermal trip support for processor protection, Node Manager Support	ACPI power management, WOL, control of power-on for recovery from AC power loss, SDDC, TM2, TPM header & CPU thermal trip support for processor protection, Node Manager Support	ACPI power management, WOL, control of power-on for recovery from AC power loss, SDDC, TM2, TPM header & CPU thermal trip support for processor protection, Node Manager Support	ACPI power management, WOL, control of power-on for recovery from AC power loss, SDDC, TM2, TPM header & CPU thermal trip support for processor protection, Node Manager Support
BIOS	AMI UEFI	AMI UEFI	AMI UEFI	AMI UEFI

† *Supermicro chassis required for optimal functionality and performance*
* *Please check with your Supermicro sales representative and website for compatibility and configuration details*

SC218G-R1800B**
2U chassis optimized for 4x double-width GPUs

- 1800W Redundant Platinum Level (94%+) power supplies
- 4 PCI-E 3.0 x16 slots, support 4x double-width GPU/Xeon® Phi™ cards;
- 10x hot-swap 2.5" SATA drive bays
- 5x heavy duty cooling fans

SC842XTQ-R606B
4U 11-slot short-depth chassis

- 600W Redundant (1+1) Platinum Level (94%+) high-efficiency power supplies with PMBus
- 5x 3.5" hot-swap SAS2/SATA3 HDD bays
- 11 rear expansion slots (7x full-height / full-length and 4x full-height / half-length)
- Max. motherboard size: 15.2" x 13.2"
- 1x Front 9cm Intake and 2x Rear 8cm Exhaust cooling Fans
- External Drive Bays: 3x 5.25" and 1x slim

SC835XTQ-R982B
3U 11-slot chassis

- 980W Redundant (1+1) Platinum Level (94%+) high-efficiency power supplies with PMBus
- 8x hot-swap 3.5" SAS2/SATA3 HDD bays
- 11 Rear Expansion Slots (7x full-height / full-length and 4x full-height / half-length)
- Max. motherboard size: 15.2" x 13"
- Enhanced cooling redundancy design with (4+1)x 8cm high-performance chassis fans and air shroud
- External drive bays: 2x 5.25", 1x slim drive (opt) and 1x 3.5" drive bay

SC747TQ-R1620B
4U/Tower chassis with 11x PCI-E expansion slots

- 1620W Redundant Platinum Level power supplies
- 8x 3.5" hot-swap SAS/SATA HDDs
- 11x full-height, full-length expansion slots optimized for 4x double width GPU/ Xeon® Phi™ solution
- 4x dedicated power connectors (6pin + 8pin) for high-end GPUs
- Advanced fan speed control
- Power switch, reset switch & 5 LED indicators; 2x front USB 2.0 ports

Chassis \ MB	X9DRG-QF	X9DRG-HF+ X9DRG-HTF+	X9DRG-HF+II X9DRG-HTF+II	X9DRG-HF X9DRG-HTF
1U		● SC118GQ-R1K8B SNK-P0047PSC (Front) SNK-P0047PS (Rear)	● SC118GH-R1K66B SNK-P0047PSC (Front) SNK-P0047PS (Rear)	● SC118GQ-R1800B 1U Heatsinks: SNK-P0047PS (CPU1) SNK-P0047PSC (CPU2)
2U				● SC218G-R1800B 2U Heatsink: SNK-P0048PS (CPU1) 1U Heatsink: SNK-P0047PS (CPU2)
4U/ Tower	● SC747TQ-R1620B SC747PTQ-R1620B 4U Active Heatsink: SNK-P0050AP4			

Note - When ordering please select the Revision M version of your chassis to optimally support Supermicro serverboards with the Intel® Xeon® processor E5 family.
● Most Optimized Chassis for SuperServer Configuration
* Heatsinks & Riser Cards sold separately
† HDD controller card is needed and enterprise level SAS & SATA HDDs are only recommended.
- ** OEM SKU

MODEL	X9DRW-7TPF+ X9DRW-iTPF+	X9DRW-7TPF X9DRW-iTPF	X9DRW-3LN4F+ X9DRW-3TF+	X9DRW-CF31 X9DRW-CTF31	X9DRW-3F X9DRW-iF
	24 DIMM WIO LSI® 2208 SAS2 10G SFP+	*WIO 3 AOC in 1U LSI® 2208 SAS2 10G SFP+*	*WIO Quad GbE Dual 10GBase-T LAN*	*SAS 3.0 16 DIMMs Dual 10GBase-T LAN*	GLOBAL SKU *SAS WIO*
					
Processor†	Dual Intel® Xeon® Processor E5-2600 and E5-2600 v2 product families, up to 12-core processors; Socket R (LGA 2011) supported; QPI up to 8.0GT/s; CPU TDP support up to 135W	Dual Intel® Xeon® Processor E5-2600 and E5-2600 v2 product families, up to 12-core processors; Socket R (LGA 2011) supported; QPI up to 8.0GT/s; CPU TDP support up to 135W	Dual Intel® Xeon® Processor E5-2600 and E5-2600 v2 product families, up to 12-core processors; Socket R (LGA 2011) supported; QPI up to 8.0GT/s; CPU TDP support up to 135W	Dual Intel® Xeon® Processor E5-2600 and E5-2600 v2 product families, up to 12-core processors; Socket R (LGA 2011) supported; QPI up to 8.0GT/s; CPU TDP support up to 130W	Dual Intel® Xeon® Processor E5-2600 and E5-2600 v2 product families, up to 12-core processors; Socket R (LGA 2011) supported; QPI up to 8.0GT/s; CPU TDP support up to 130W
Chipset	Intel® C602J Chipset	Intel® C602 Chipset	Intel® C606 Chipset	Intel® C602J Chipset	-3F: Intel® C606 Chipset -iF: Intel® C602 Chipset
Form Factor	Proprietary† 12.8"W x 16.5"H	Proprietary† 12.8"W x 16.5"H	Proprietary† 12.8"W x 16.5"H	Proprietary† 12.3"W x 13"H	Proprietary† 12.3"W x 13"H
Memory Capacity & Slots*	Up to 1.5TB ECC LRDIMM, 768GB ECC RDIMM, or 128GB ECC/non-ECC UDIMM; DDR3 up to 1866MHz, in 24 DIMM slots	Up to 1TB ECC LRDIMM, 512GB ECC RDIMM, or 128GB ECC/non-ECC UDIMM; DDR3 up to 1866MHz, in 16 DIMM slots	Up to 1.5TB ECC LRDIMM, 768GB ECC RDIMM, or 128GB ECC/non-ECC UDIMM; DDR3 up to 1866MHz, in 24 DIMM slots	Up to 1TB ECC LRDIMM, 512GB ECC RDIMM, or 128GB ECC/non-ECC UDIMM; DDR3 up to 1866MHz, in 16 DIMM slots	Up to 1TB ECC LRDIMM, 512GB ECC RDIMM, or 128GB ECC/non-ECC UDIMM; DDR3 up to 1866MHz, in 16 DIMM slots
Expansion Slots	1 PCI-E 3.0 (x16) for right hand side riser card support; 1 PCI-E 3.0 (x16 + x16) for left hand side riser card support	1 PCI-E 3.0 (x16) for right hand side riser card support; 1 PCI-E 3.0 (x16 + 16 + 16) for left hand side riser card support	1 PCI-E 3.0 (x16) for right hand side riser card support; 1 PCI-E 3.0 (x16 + 16 + 16) for left hand side riser card support	1 PCI-E 3.0 x32 Left Riser Slot 1 PCI-E 3.0 x16 Right Riser Slot 1 PCI-E 3.0 x16 for Storage AOM	1 PCI-E 3.0 (x16) for right hand side riser card support; 1 PCI-E 3.0 (x16 + x16) for left hand side riser card support
Onboard RAID Controller	Intel® C602J AHCI controller for 2 SATA3 (6Gbps) and 4 SATA2 (3Gbps) ports; RAID 0,1,5,10; -7TPF: LSI® 2208 1GB cache hardware controller for 8 SAS2 (6Gbps) ports; RAID 0,1,5,6,10,50,60; BBU option support	Intel® C602 SCU controller for 4 SATA2 (3Gbps) ports; RAID 0,1,5,10; Intel® C602 AHCI controller for 2 SATA3 (6Gbps) and 4 SATA2 (3Gbps) ports; RAID 0,1,5,10; -7TPF: LSI® 2208 1GB cache hardware controller for 8 SAS2 (6Gbps) ports; RAID 0,1,5,6,10,50,60; BBU option support	Intel® C606 SCU controller for 8 SAS (3Gbps) ports; RAID 0,1,10 and Intel® C606 AHCI controller for 2 SATA3 (6Gbps) and 4 SATA2 (3Gbps) ports; RAID 0,1,5,10	Intel® C602J AHCI controller for 2 SATA3 (6Gbps) ports + 2 SATA2 (3Gbps) ports; RAID 0,1,10; 8 SAS 3.0 (12Gbps) ports via AOM-S3108-H8 Add-on-Module; RAID 0,1,5,6,10,50,60	-3F: Intel® C606 SCU controller for 8 SAS (3Gbps) ports; RAID 0,1,10 and Intel® C606 AHCI controller for 2 SATA3 (6Gbps) and 4 SATA2 (3Gbps) ports; RAID 0,1,5,10 -iF: Intel® C602 SCU controller for 4 SATA2 (3Gbps) ports; RAID 0,1,5,10 and Intel® C602 AHCI controller for 2 SATA3 (6Gbps) and 4 SATA2 (3Gbps) ports; RAID 0,1,5,10
Onboard LAN	Dual 10G SFP+ with Intel® 82599ES; Dual LAN with Intel® i350 Gigabit Ethernet Controller	Dual 10G SFP+ with Broadcom BCM 57810S; Dual LAN with Intel® i350 Gigabit Ethernet Controller	-3LN4+: Quad LAN with Intel® i350 Dual port Gigabit Ethernet Controller; -3TF+: Dual 10GBase-T with Intel® X540 10GbE Controller and Dual LAN with Intel® i350 Gigabit Ethernet Controller	-CF31: Dual LAN with Intel® i350 Gigabit Ethernet Controller -CTF31: Dual 10GBase-T with Intel® X540 10GbE Controller	Dual LAN with Intel® i350 Gigabit Ethernet Controller
Onboard VGA	BMC Nuvoton WPCM450	BMC Nuvoton WPCM450	BMC Nuvoton WPCM450	BMC Nuvoton WPCM450	BMC Renesas SH7757
USB Ports	5 USB 2.0 ports (2 rear + 2 via headers + 1 Type A)	7 USB 2.0 ports (2 rear + 4 via headers + 1 Type A)	7 USB 2.0 ports (2 rear + 4 via headers + 1 Type A)	4 USB 2.0 ports (4 rear)	6 USB 2.0 ports (4 rear and 2 via header)
Other Onboard I/O Devices	1 SATA DOM power connector 2 fast UART 16550 serial COM port (1 rear, 1 header)	1 SATA DOM power connector 2 fast UART 16550 serial COM port (1 rear, 1 header)	1 SATA DOM power connector 2 fast UART 16550 serial COM port (1 rear, 1 header)	1 SATA DOM power connector 1 fast UART 16550 serial COM port headers (1 header; 1 Total COM Ports; TPM onboard Header	1 SATA DOM power connector 2 fast UART 16550 serial COM port (1 rear, 1 header)
Manageability	IPMI 2.0 + KVM with dedicated LAN, Watchdog, SSM, SUM, SuperDoctor® 5	IPMI 2.0 + KVM with dedicated LAN, Watchdog, SSM, SUM, SuperDoctor® 5	IPMI 2.0 + KVM with dedicated LAN, Watchdog, SSM, SUM, SuperDoctor® 5	IPMI 2.0 + KVM with dedicated LAN, Watchdog, SSM, SUM, SuperDoctor® 5	IPMI 2.0 + KVM with dedicated LAN, Watchdog, SSM, SUM, SuperDoctor® 5
PC Health Monitoring	Monitors CPU voltages, +3.3V, +5V, +12V & +5V standby and total of 6-fan status, supports system management utility, chassis intrusion header	Monitors CPU voltages, +3.3V, +5V, +12V & +5V standby and total of 6-fan status, supports system management utility, chassis intrusion header	Monitors CPU voltages, +3.3V, +5V, +12V & +5V standby and total of 6-fan status, supports system management utility, chassis intrusion header	Monitors CPU voltages, +1.8V, +12V, +3.3V, +5V, +5V Standby, 3.3v standby, Chassis intrusion header, Monitors CPU voltages, Supports system management utility, System level control	Monitors CPU voltages, +3.3V, +5V, +12V & +5V standby and total of 6-fan status, supports system management utility, chassis intrusion header
Thermal Control	4-pin PWM fan speed control & overheat LED indication	4-pin PWM fan speed control & overheat LED indication	4-pin PWM fan speed control & overheat LED indication	6 4-pin, Fan speed control, Overheat LED indication, System level control, Thermal control tachometer fan connectors	4-pin PWM fan speed control & overheat LED indication
Other Features	ACPI power management, WOL, control of power-on for recovery from AC power loss, SDDC, TM2 & CPU thermal trip support for processor protection, Node Manager Support	ACPI power management, WOL, control of power-on for recovery from AC power loss, SDDC, & CPU thermal trip support for processor protection, Node Manager Support	ACPI power management, Control of power-on for recovery from AC power loss, CPU thermal trip support for processor protection, Node Manager Support, System level control, UID, WOL	ACPI power management, Control of power-on for recovery from AC power loss, CPU thermal trip support for processor protection, Node Manager Support, System level control, UID, WOL	ACPI power management, WOL, control of power-on for recovery from AC power loss, SDDC, TM2 & CPU thermal trip support for processor protection, Node Manager Support
BIOS	AMI UEFI	AMI UEFI	AMI UEFI	AMI UEFI	AMI UEFI

† *Supermicro chassis required for optimal functionality and performance*

* *Please check with your Supermicro sales representative and website for compatibility and configuration details*

SC113TQ-R700WB
High-performance, flexible 1U WIO chassis

- 700W Redundant Gold Level power supplies
- 8x 2.5" hot-swap SAS/SATA HDD bay
- Expansion slots: 1x low-profile and 2x full-height slots
- 4x 40x56mm counter-rotating fans
- Supports motherboard sizes 12" x 13"
- Optimized for WIO motherboards

SC825TQ-R740WB
Flexible, efficient 2U WIO chassis

- 740W Redundant Platinum Level power supplies
- 8x 3.5" hot-swap SAS / SATA drive bays
- 2x fixed 3.5" drive bays
- Adjustable Air Shroud
- 4x full-height, I/O; 3x low-profile expansion slots
- Power switch & 6 LED indicators
- Optimized for WIO motherboards

SC119TQ-R700WB
1U Resource-Optimized WIO chassis

- 700W Redundant Gold Level power supplies
- 8x 2.5" Hot-swap HDD bays
- 1x slim DVD-ROM drive (optional)
- 5x 4cm Counter-rotating fans (optional 6th fan for AOC cooling)
- 2x full-height expansion slots + 1x low-profile AOC slot
- Default quick-release rail
- Optimized for WIO+ motherboards

SC829BTQ-R920WB
2U Resource Optimized Chassis

- 920W Redundant (1+1) Platinum Level (94%+) high-efficiency power supplies
- 10x hot-swap 3.5" SAS2/SATA3 HDD bays
- Max. motherboard size: 13.68" x 16.5"
- Front color LCD Panel for easy accessing system information
- WIO+ Slots (4x full-height / full-length and 3x low-profile)
- Enhanced cooling design with 4x 8cm high-performance fans and air shroud
- 1x slim optical drive bay (optional)
- Front UID & Power switch LED
- 2 x Front USB & 1 Front Serial or VGA port
- Optimized for WIO+ motherboards

Chassis \ MB	X9DRW-iTPF+ X9DRW-7TPF+	X9DRW-7TPF X9DRW-iTPF	X9DRW-3LN4F+ X9DRW-3TF+	X9DRW-CF31 X9DRW-CTF31	X9DRW-3F X9DRW-iF
1U	● SC819TQ-R700WB ● SC119TQ-R700WB 1U Heatsink: SNK-P0047PS	● SC819TQ-R700WB ● SC119TQ-R700WB 1U Heatsink: SNK-P0047PS	● SC819TQ-R700WB ● SC119TQ-R700WB 1U Heatsink: SNK-P0047PS	● SC116AC-R700WB 1U Heatsink: SNK-P0047PSC (Front) SNK-P0047PS (Rear)	● SC815TQ-600WB ● SC815TQ-R700WB ● SC113TQ-600WB ● SC113TQ-R700WB ● SC116TQ-R700WB 1U Heatsink: SNK-P0047PS
2U	● SC829BTQ-R920WB ● SC219A-R920WB 2U Heatsink: SNK-P0048PSC	● SC829BTQ-R920WB ● SC219A-R920WB 2U Heatsink: SNK-P0048PSC	● SC829TQ-R920WB ● SC829BTQ-R920WB ● SC219A-R920WB 2U Heatsink: SNK-P0048PSC	● SC216BE1C-R920WB ● SC216BE2C-R920WB 2U Heatsink: SNK-P0048PS	● SC825TQ-R740WB ● SC213A-R740WB 2U Heatsink: SNK-P0048PS

Note - When ordering please select the Revision M version of your chassis to optimally support Supermicro serverboards with the Intel® Xeon® processor E5 family.
● Most Optimized Chassis for SuperServer Configuration
* Heatsinks & Riser Cards sold separately
† HDD controller card is needed and enterprise level SAS & SATA HDDs are only recommended.

MODEL	X9DRT-HF+	X9DRT-P X9DRT-PT X9DRT-PIBQ X9DRT-PIBF	X9DRT-HF X9DRT-HIBQF X9DRT-HIBFF	X9DRT-F X9DRT-IBQF X9DRT-IBFF	X9DRX+-F
	16 DIMMs 2U Twin / 2U Twin2	*16 DIMMs, Dual 10 GbE / IB 2U Twin / 2U Twin2*	*2U Twin / 2U Twin2 InfiniBand*	*1U Twin InfiniBand*	*11 PCI-E Slots*
					
Processor†	Dual Intel® Xeon® Processor E5-2600 and E5-2600 v2 product families, up to 12-core processors; Socket R (LGA 2011) supported; QPI up to 8.0GT/s; CPU TDP support up to 130W	Dual Intel® Xeon® Processor E5-2600 and E5-2600 v2 product families, up to 12-core processors; Socket R (LGA 2011) supported; QPI up to 8.0GT/s; CPU TDP support up to 130W	Dual Intel® Xeon® Processor E5-2600 and E5-2600 v2 product families, up to 12-core processors; Socket R (LGA 2011) supported; QPI up to 8.0GT/s; CPU TDP support up to 135W	Dual Intel® Xeon® Processor E5-2600 and E5-2600 v2 product families, up to 12-core processors; Socket R (LGA 2011) supported; QPI up to 8.0GT/s; CPU TDP support up to 135W	Dual Intel® Xeon® Processor E5-2600 and E5-2600 v2 product families, up to 12-core processors; Socket R (LGA 2011) supported; QPI up to 8.0GT/s; CPU TDP support up to 135W
Chipset	Intel® C602 Chipset	Intel® C602 Chipset	Intel® C602 Chipset	Intel® C602J Chipset	Intel® C602 Chipset
Form Factor	Proprietary† 6.8"W x 16.64"H	Proprietary† 6.8"W x 18.86"H	Proprietary† 6.8"W x 16.64"H	Proprietary† 6.5"W x 16.64"H	Proprietary† 15.2"W x 13.2"H
Memory Capacity & Slots*	Up to 1TB ECC LRDIMM, 512GB ECC RDIMM, or 128GB ECC/non-ECC UDIMM; DDR3 up to 1866MHz, in 16 DIMM slots	Up to 1TB ECC LRDIMM, 512GB ECC RDIMM, or 128GB ECC/non-ECC UDIMM; DDR3 up to 1866MHz, in 16 DIMM slots	Up to 512GB ECC LRDIMM, 256GB ECC RDIMM, or 64GB ECC/non-ECC UDIMM; DDR3 up to 1866MHz, in 8 DIMM slots	Up to 512GB ECC LRDIMM, 256GB ECC RDIMM, or 64GB ECC/non-ECC UDIMM; DDR3 up to 1866MHz, in 8 DIMM slots	Up to 1TB ECC LRDIMM, 512GB ECC RDIMM, or 128GB ECC/non-ECC UDIMM; DDR3 up to 1866MHz, in 16 DIMM slots
Expansion Slots	1 PCI-E 3.0 x8 (Micro Low Profile); Supermicro Micro LP card support	1 PCI-E 3.0 x16 (in x16 slot) 1 PCI-E 3.0 x8; 1 PCI-E 3.0 x8 + 1 PCI-E 3.0 x16 for Supermicro SAS2 storage add-on card	1 PCI-E 3.0 x24 riser card + special x8 connector for SMC add-on cards	1 PCI-E 3.0 x16 for riser card support	10 PCI-E 3.0 x8, 1 PCI-E 2.0 x4 (in x8)
Onboard RAID Controller	Intel® C602 SCU controller for 1 SATA2 (3Gbps) port for SATA DOM and Intel® C602 AHCI controller for 2 SATA3 (6Gbps) and 4 SATA2 (3Gbps) ports; RAID 0,1,5,10	Intel® C602 AHCI controller for 4 SATA2 (3Gbps) ports; 2 SATA3 (6Gbps) RAID 0,1,5,10; Intel® C602 SCU controller for 4 SATA (3Gbps) ports; RAID 0,1,5,10	Intel® C602 SCU controller for 1 SATA2 (3Gbps) port for SATA DOM and Intel® C602 AHCI controller for 2 SATA3 (6Gbps) and 4 SATA2 (3Gbps) ports; RAID 0,1,5,10	Intel® C602J AHCI controller for 2 SATA3 (6Gbps) and 4 SATA2 (3Gbps) ports; RAID 0,1,5,10	Intel® C602 SCU controller for 4 SATA2 (3Gbps) ports; RAID 0,1,5,10 and Intel® C602 AHCI controller for 2 SATA3 (6Gbps) and 4 SATA2 (3Gbps) ports; RAID 0,1,5,10
Onboard LAN	Dual LAN with Intel® i350 Gigabit Ethernet Controller	-P: Dual LAN with Intel® i350 Gigabit Ethernet Controller -PT: Dual LAN with Intel® X540 10GBase-T Ethernet Controller IB port (Connect-X3, QDR/FDR), w/ QSFP connector (-PIBQ/-PIBF)	Dual LAN with Intel® i350 Gigabit Ethernet Controller; IB port (Connect-X3, QDR/FDR), w/ QSFP connector (-HIBQF/-HIBFF)	Dual LAN with Intel® i350 Gigabit Ethernet Controller; IB port (Connect-X3, QDR/FDR), w/ QSFP connector (-IBQF/-IBFF)	Dual LAN with Intel® i350 Gigabit Ethernet Controller
Onboard VGA	BMC Nuvoton WPCM450	BMC Nuvoton WPCM450	BMC Nuvoton WPCM450	BMC Nuvoton WPCM450	BMC Nuvoton WPCM450
USB Ports	5 USB 2.0 ports (2 rear, 2 via headers + 1 Type A)	5 USB 2.0 ports (2 rear + 2 via headers+ 1 Type A)	4 USB 2.0 ports (2 rear + 2 via header)	3 USB 2.0 ports (2 rear + 1 Type A)	10 USB 2.0 ports (4 rear + 4 via headers + 2 Type A)
Other Onboard I/O Devices	1 SATA DOM power connector 1 fast UART 16550 serial COM port (header)	1 SATA DOM power connector TPM onboard Header	1 SATA DOM power connector 1 fast UART 16550 serial COM port (rear)	1 SATA DOM power connector 1 fast UART 16550 serial COM port (rear)	1 SATA DOM power connector 2 fast UART 16550 serial COM port (1 rear, 1 header)
Manageability	IPMI 2.0 + KVM with dedicated LAN Watchdog, SSM, SUM, SuperDoctor® 5	IPMI 2.0 + KVM with dedicated LAN SUM and SSM Watchdog SuperDoctor® 5	IPMI 2.0 + KVM with dedicated LAN, Watchdog, SSM, SUM, SuperDoctor® 5	IPMI 2.0 + KVM with dedicated LAN, Watchdog, SSM, SUM, SuperDoctor® 5	IPMI 2.0 + KVM with dedicated LAN, Watchdog, SSM, SUM, SuperDoctor® 5
PC Health Monitoring	Monitors CPU voltages, +3.3V, +5V, +12V & +5V standby, supports system management utility	Monitors CPU voltages, +12V, +3.3V, +5V, 3.3v standby, Monitors CPU voltages, Supports system management utility, System level control	Monitors CPU voltages, +3.3V, +5V, +12V & +5V standby, supports system management utility	Monitors CPU voltages, +3.3V, +5V, +12V & +5V standby, supports system management utility	Monitors CPU voltages, +3.3V, +5V, +12V & +5V standby and total of 11-fan status, supports system management utility, chassis intrusion header
Thermal Control	4-pin PWM fan speed control & overheat LED indication	2 4-pin, Overheat LED indication, PWM fan speed control, System level control	4-pin PWM fan speed control & overheat LED indication	4-pin PWM fan speed control & overheat LED indication	4-pin PWM fan speed control & overheat LED indication
Other Features	ACPI power management, WOL, control of power-on for recovery from AC power loss, SDDC, TM2 & CPU thermal trip support for processor protection, Node Manager Support	ACPI power management, Control of power-on for recovery from AC power loss, Node Manager Support, UID, WOL	ACPI power management, WOL, control of power-on for recovery from AC power loss, SDDC, TM2 & CPU thermal trip support for processor protection, Node Manager Support	ACPI power management, WOL, control of power-on for recovery from AC power loss, SDDC, TM2 & CPU thermal trip support for processor protection, Node Manager Support	ACPI power management, WOL, control of power-on for recovery from AC power loss, SDDC, TM2, TPM header & CPU thermal trip support for processor protection, Node Manager Support
BIOS	AMI UEFI	AMI UEFI	AMI UEFI	AMI UEFI	AMI UEFI

† *Supermicro chassis required for optimal functionality and performance*

* *Please check with your Supermicro sales representative and website for compatibility and configuration details*

SC217HQ-R1K62MB**

2U Twin²® with High-Density/High-Storage Capacity

- 1620W Redundant (1+1) Platinum Level power supplies with PMBus support
- Hot-swappable module design for easy system upgrade, installation and maintenance
- 4x Hot-swap motherboard modules in 2U space, supports X9DRT-H series motherboards
- 24x 2.5" hot-swap SAS/SATA HDD (6x per node)
- 4x 80mm heavy duty fans with PWM fan speed control

SC217HD-R1K28MB**

2U Twin with High-Density/High-Storage Capacity

- 1280W Redundant (1+1) Platinum Level Digital power supplies with PMBus support
- Hot-swappable module design for easy system upgrade, installation and maintenance
- 2x swappable motherboard modules supports X9DRT-HF+ series motherboards
- 24x 2.5" hot-swap SAS/SATA HDD (6x per node)
- 4x 80mm heavy duty fans with PWM fan speed control

SC827HQ-R1K62MB**

2U Twin²® with High-Density

- 1620W Redundant (1+1) Platinum Level power supplies with PMBus support
- Supports four systems (nodes) in a 2U form factor.
- 12x 3.5" hot-swap SAS/SATA drive bays (3 for each node)
- 4x low profile AOC slots (1x slot per node)
- 4x 80mm PWM cooling fans
- Supports twin motherboard size up to: 6.5" (165mm) x 16.64" (463mm)
- Hot-swappable motherboard module (adapter card required)

SC827HD-R1K28MB**

2U Twin with High-Storage Capacity

- 1280W Redundant (1+1) Platinum Level Digital power supplies with PMBus support
- Hot-swappable module design for easy system upgrade, installation and maintenance
- 2x swappable motherboard modules supports X9DRT-HF+ series motherboards
- 12x 3.5" hot-swap SATA drive bays (6x per 1U server node)
- 4x 80mm heavy duty fans with PWM fan speed control

Chassis \ MB	X9DRT-HF+	X9DRT-P X9DRT-PT X9DRT-PIBQ X9DRT-PIBF	X9DRT-HF X9DRT-HIBQF X9DRT-HIBFF	X9DRT-F X9DRT-IBQF X9DRT-IBFF	X9DRX+-F
1U				● SC808BT-1K28B ● SC809BTQ-1K28B 1U Heatsinks: SNK-P0047PW(CPU1) SNK-P0047PS(CPU2) SC808T-1200B SC809T-1200B 1U Heatsinks: SNK-P0047PW (CPU1), SNK-P0047PS (CPU2)	
2U	● SC827HQ-R1K62MB ● SC217HQ-R1K62MB 1U Heatsink: SNK-P0047PSM(CPU2) SNK-P0047PS(CPU1) SC827HD-R1K28MB SC217HD-R1K28MB 2U Heatsink: SNK-P0048PS	SC217HQ+-R2K02B SC217HQ+-R1K28B SC217HD+-R1K28B 2U Heatsink: SNK-P0048PS	● SC827HQ-R1620B ● SC217HQ-R1620B 1U Heatsinks: SNK-P0047PW(CPU1) SNK-P0047PS(CPU2) ● SC827HD-R1K28B ● SC217HD-R1K28B 2U Heatsinks: SNK-P0048PW(CPU1) SNK-P0048PS(CPU2)		
3U					● SC835XTQ-R982B 2U Heatsink: SNK-P0048PS
4U/Tower					● SC842XTQ-R606B ● SC747TQ-R1K28B ● SC747TQ-R1620B 4U Active Heatsink: SNK-P0050AP4 ● SC846XA-R1K23B ● SC846XE1C-R1K23B ● SC846XE2C-R1K23B 4U Active Heatsink: SNK-P0048P

Note - When ordering please select the Revision M version of your chassis to optimally support Supermicro serverboards with the Intel® Xeon® processor E5 family.

● Most Optimized Chassis for SuperServer Configuration

* Heatsinks & Riser Cards sold separately

† HDD controller card is needed and enterprise level SAS & SATA HDDs are only recommended.

- ** OEM SKU

MODEL	X9DB3-(TP)F X9DBi-(TP)F	X9DBL-3(F) X9DBL-i(F)	X9DAL-3 X9DAL-i	X9DBU-3F X9DBU-iF
	10G SFP+ 12 DIMMs E5-24xx CPU	GLOBAL SKU *E5-24xx CPU 12" x 10"*	*E5-24xx CPU 12" x 10"/ Workstation*	GLOBAL SKU *E5-24xx CPU UIO*
				
Processor†	Dual Intel® Xeon® Processor E5-2400 & E5-2400 v2 product families, up to 10-core processors; Socket B2 (LGA 1356) supported; CPU TDP support up to 95W	Dual Intel® Xeon® Processor E5-2400 & E5-2400 v2 product families, up to 10-core processors; Socket B2 (LGA 1356) supported; QPI up to 8.0GT/s	Dual Intel® Xeon® Processor E5-2400 & E5-2400 v2 product families, up to 10-core processors; Socket B2 (LGA 1356) supported; QPI up to 8.0GT/s	Dual Intel® Xeon® Processor E5-2400 & E5-2400 v2 product families, up to 10-core processors; Socket B2 (LGA 1356) supported; QPI up to 8.0GT/s
Chipset	X9DB3-(TP)F: Intel® C606 X9DBi-(TP)F: Intel® C602	-3(F): Intel® C606 chipset -i(F): Intel® C602 chipset	-3: Intel® C606 chipset -i: Intel® C602 chipset	-3F: Intel® C606 chipset -iF: Intel® C602 chipset
Form Factor	E. ATX 12.3" x 13"	ATX 12"W x 10"H	ATX 12"W x 10"H	UIO† 12"W x 13"H
Memory Capacity & Slots*	Up to 384GB ECC RDIMM / LRDIMM or 96GB ECC / non-ECC UDIMM, DDR3-1600MHz, in 12 DIMM slots	Up to 192GB ECC RDIMM / LRDIMM or 48GB ECC / non-ECC UDIMM, DDR3-1600MHz, in 6 DIMM slots	Up to 192GB ECC RDIMM / LRDIMM or 48GB ECC / non-ECC UDIMM, DDR3-1600MHz, in 6 DIMM slots	Up to 384GB ECC RDIMM / LRDIMM or 96GB ECC / non-ECC UDIMM, DDR3-1600MHz, in 12 DIMM slots
Expansion Slots	1 PCI-E 3.0 x16 2 PCI-E 3.0 x8 1 PCI-E 3.0 x8 (in x4 slot) 1 PCI-E 2.0 x4 (in x8 slot) 1 PCI 32-bit	1 PCI-E 3.0 x16, 3 PCI-E 3.0 x8, 1 PCI-E 3.0 x4 (in x8) 1 PCI	1 PCI-E 3.0 x16, 3 PCI-E 3.0 x8 (1 slot open-ended), 1 PCI-E 3.0 x4 (in x8) 1 PCI	1 PCI-E 3.0 (x8 + x8 + x8) for left hand side riser card support 1 PCI-E 3.0 x8 for right hand side riser card support
Onboard RAID Controller	X9DB3-(TP)F: Intel® C606 SCU controller for 8 ports SAS; RAID 0,1,10; and AHCI controller for 2 ports SATA3 (6Gbps) and 4 SATA2 (3Gbps) ports; RAID 0,1,5,10 X9DBi-(TP)F: Intel® C602 AHCI controller for 2 SATA3 (6Gbps) ports; 4 SATA2 (3Gbps) RAID 0,1,5,10 Intel® C602 SCU controller for 4 SATA2 (3Gbps) ports; 0,1,5,10	-3(F): Intel® C606 SCU controller for 8 ports SAS; RAID 0,1,10; and AHCI controller for 2 ports SATA3 (6Gbps) and 4 SATA2 (3Gbps) ports; RAID 0,1,5,10 -i(F): Intel® C602 SCU controller for 4 SATA2 (3Gbps) ports; RAID 0,1,5,10 and AHCI controller for 2 SATA3 (6Gbps) and 4 SATA2 (3Gbps) ports; RAID 0,1,5,10	-3: Intel® C606 SCU controller for 8 ports SAS; RAID 0,1,10; and AHCI controller for 2 ports SATA3 (6Gbps) and 4 SATA2 (3Gbps) ports; RAID 0,1,5,10 -i: Intel® C602 SCU controller for 4 SATA2 (3Gbps) ports; RAID 0,1,5,10 and AHCI controller for 2 SATA3 (6Gbps) and 4 SATA2 (3Gbps) ports; RAID 0,1,5,10	-3F: Intel® C606 SCU controller for 8 ports SAS; RAID 0,1,10; and AHCI controller for 2 ports SATA3 (6Gbps) and 4 SATA2 (3Gbps) ports; RAID 0,1,5,10 -iF: Intel® C602 SCU controller for 4 SATA2 (3Gbps) ports; RAID 0,1,5,10 and AHCI controller for 2 SATA3 (6Gbps) and 4 SATA2 (3Gbps) ports; RAID 0,1,5,10
Onboard LAN	2 Intel® i210 Gigabit Ethernet Controller; -TP: 1 Intel® 82599EN Single Port 10Gb SFP+	Dual LAN with Intel® 82574L Gigabit Ethernet Controller	Dual LAN with Intel® 82574L Gigabit Ethernet Controller	Dual LAN with Intel® i350 Gigabit Ethernet Controller
Onboard VGA	BMC Nuvoton WPCM450	BMC Nuvoton WPCM450	N/A	BMC Nuvoton WPCM450
USB Ports	8 USB 2.0 ports (2 rear + 4 via headers + 2 Type A)	7 USB 2.0 ports (2 rear + 4 via headers + 1 Type A)	4 USB 3.0 ports (2 rear + 2 via headers) 10 USB 2.0 ports (4 rear + 6 via headers)	8 USB 2.0 ports (2 rear + 4 via headers + 2 Type A)
Other Onboard I/O Devices	1 SATA DOM power connector 1 fast UART 16550 serial COM port headers (1 rear 1 header); 2 Total COM Ports; TPM onboard Header	1 SATA DOM power connector 2 fast UART 16550 serial COM port (1 rear, 1 header)	1 SATA DOM power connector 7.1 HD audio 2 fast UART 16550 serial COM port (1 rear, 1 header)	1 SATA DOM power connector 2 fast UART 16550 serial COM port (1 rear, 1 header)
Manageability	IPMI 2.0 + KVM with dedicated LAN, Watchdog, SSM, SuperDoctor® 5	IPMI 2.0 + KVM with dedicated LAN (-F version) Watchdog, SSM, SuperDoctor® 5	Watchdog SuperDoctor® 5	IPMI 2.0 + KVM with dedicated LAN Watchdog, SSM, SuperDoctor® 5
PC Health Monitoring	+12V, +3.3V, +5V, +5V Standby, 3.3v standby, 8-fan status, Chassis intrusion header, Monitors CPU voltages, Supports system management utility	Monitors CPU voltages, +3.3V, +5V, +12V & +5V standby and total of 6-fan status, supports system management utility, chassis intrusion header	Monitors CPU voltages, +3.3V, +5V, +12V & +5V standby and total of 6-fan status, supports system management utility, chassis intrusion header	Monitors CPU voltages, +3.3V, +5V, +12V & +5V standby and total of 6-fan status, supports system management utility, chassis intrusion header
Thermal Control	4-pin; Fan speed control, Overheat LED indication, PWM fan speed control, Thermal control tachometer fan connectors	4-pin PWM fan speed control & overheat LED indication	4-pin PWM fan speed control & overheat LED indication	4-pin PWM fan speed control & overheat LED indication
Other Features	ACPI power management, ATX Power connector, Control of power-on for recovery from AC power loss, CPU thermal trip support for processor protection, Node Manager Support, SDDC, UID, WOL	ACPI power management, WOL, control of power-on for recovery from AC power loss, SDDC, & CPU thermal trip support for processor protection, Node Manager Support	ACPI power management, WOL, control of power-on for recovery from AC power loss, SDDC, & CPU thermal trip support for processor protection	ACPI power management, WOL, control of power-on for recovery from AC power loss, SDDC, & CPU thermal trip support for processor protection, Node Manager Support
BIOS	UEFI 128Mb	AMI UEFI	AMI UEFI	AMI UEFI

† *Supermicro chassis required for optimal functionality and performance*
* *Please check with your Supermicro sales representative and website for compatibility and configuration details*

SC113MTQ-600CB
Short-depth, high-performance 1U chassis

- 600W high-efficiency Platinum Level power supply with Digital Switching Control
- 8x Hot-swap 2.5" SAS/SATA HDD bays
- 1x Full-height AOC expansion slot
- 4x 40x28mm high-efficiency fans (6x fans maximum)
- Supports motherboard size up to: 13.68" x 10.5"

SC825TQ-R740LPB
Flexible, efficient 2U chassis

- 740W Redundant Platinum Level power supplies
- 8x 3.5" hot-swap SAS / SATA drive bays
- 2x Fixed 3.5" Drive Bays
- Adjustable Air Shroud
- 7x low-profile, full-length I/O expansion slot
- Power Switch & 6 LED Indicators

SC836BE1C/E2C-R1K03B
3U chassis with 100% cooling redundancy

- 16x 3.5" hot-swap SAS/SATA drive bays with SES-II, optional 2x 2.5"HDD
- Redundant 1000W Titanium Level (96%+)power supplies w/ PMBus
- Single/Dual SAS3 (12 Gbps) expander w/ MiniSAS HD connector
- 3x 8cm hot-swap 4-pin PWM fans and 2x 8cm rear-exhaust 4-pin PWM fans
- 7x low-profile expansion slots

SC847BE1C/E2C-R1K28LPB/WB
High Efficiency Power & High Storage Capacity Extra High-Density 4U Storage Chassis

- Redundant 1280W Platinum Level power supplies with PMBus
- High-Density Double-Sided Storage®: 36x (24 front + 12 rear) 3.5" hot-swap HDD bays
- 7x low-profile or 4x full-height + 3x low-profile (WIO) expansion slots
- 7x 8cm (middle) hot-swap cooling fans, redundant cooling
- E1C: Single SAS3 (12 Gbps) expander backplane; E2C: Dual SAS3 (12 Gbps) expander backplane
- Palletized Packing for easy shipping and handling

Chassis \ MB	X9DB3-(TP)F X9DBi-(TP)F	X9DBL-3(F) X9DBL-i(F)	X9DAL-3 X9DAL-i	X9DBU-3F X9DBU-iF
1U		● SC813MTQ-350CB ● SC813MFTQ-R606CB ● SC813MTQ-441CB ● SC813MTQ-R400CB ● SC113MTQ-600CB SC113MTQ-R400CB SC111LT-330CB SC512F-441B SC512F-350B 1U Heatsinks: SNK-P0037P (CPU2) SNK-P0041 (CPU1)		● SC813T-600UB ● SC815TQ-R500UB ● SC113TQ-R500UB SC815TQ-600UB SC113TQ-600UB SC111T-600UB 1U Heatsinks:SNK-P0037P
2U	● SC825TQ-R740LPB SC826BA-R920LPB SC826BE16-R920LPB SC826BE26-R920LPB SC213A-R740LPB SC216BE16-R920LPB SC216BE26-R920LPB 2U Heatsink: SNK-P0038P	● SC823TQ-653LPB SC825TQ-600LPB SC213LT-600LPB SC826TQ/E16-R500LPB 2U Heatsink: SNK-P0048AP4 + BKT-0048L-B2	● SC825TQ-600LPB ● SC213LT-600LPB 2U Heatsink: SNK-P0048AP4 + BKT-0048L-B2	● SC825TQ-R740UB SC213A-R720UB 2U Heatsinks:SNK-P0038P
3U/ Mid-Tower	● SC835TQ-R920B SC836BA-R920B SC836BA-R1K28B SC835BTQ-R1K28B SC836BE1C-R1K03B 2U Heatsink: SNK-P0038P SC732i-865B 4U Heatsink: SNK-P0040AP4	● SC833T-653B SC836TQ-R500B SC836E16-R500B SC836BE1C-R1K03B 2U Heatsink: SNK-P0048AP4 + BKT-0048L-B2 SC732i-500B SC733i-665B 4U Heatsink: SNK-P0035AP4	● SC732D4-500B SC733TQ-665B 4U Heatsink:SNK-P0035AP4	
4U/ Tower	SC842TQ-865B SC747TG-R1400B-SQ SC747TG-R1K28B-SQ 4U Heatsink: SNK-P0040AP4 SC745TQ-R920B SC743TQ-1200B SC846BE16-R920B SC847E16/E26-R1K28LPB SC847E16/E26-R1400LPB SC847BE1C/E2C-R1K28LPB SC417E16/E26-R1400LPB 2U Heatsink: SNK-P0038P	● SC842TQ-865B/665B SC743T-665B 4U Heatsink: SNK-P0035AP4	● SC743TQ-865B-SQ ● SC743T-665B 4U Heatsink: SNK-P0035AP4	● SC847E16-R1K28UB ● SC847E26-R1K28UB ● SC417E16-R400UB ● SC417E26-R400UB 2U Heatsink : SNK-P0038P

Note - When ordering please select the Revision M version of your chassis to optimally support Supermicro serverboards with the Intel® Xeon® processor E5 family.
● Most Optimized Chassis for SuperServer Configuration
* Heatsinks & Riser Cards sold separately
† HDD controller card is needed and enterprise level SAS & SATA HDDs are only recommended.

MODEL	X9QR7-TF+	X9QRi-F+	X9QR7-TF-JBOD	X9QRi-F
	Quad 12-Core 32 DIMMs SAS2 (6Gbps)	*Quad 12-Core 32 DIMMs*	*Quad 12-Core 8 PCI-E slots, 24 DIMMs SAS2 (6Gbps)*	*Quad 12-Core 24 DIMMs*
				
Processor†	Quad Intel® Xeon® Processor E5-4600 and E5-4600 v2 product families, up to 12 core processors; Socket R (LGA 2011) supported; QPI up to 8.0GT/s	Quad Intel® Xeon® Processor E5-4600 and E5-4600 v2 product families, up to 12 core processors; Socket R (LGA 2011) supported; QPI up to 8.0GT/s	Quad Intel® Xeon® Processor E5-4600 and E5-4600 v2 product families, up to 12 core processors; Socket R (LGA 2011) supported; QPI up to 8.0GT/s	Quad Intel® Xeon® Processor E5-4600 and E5-4600 v2 product families, up to 12 core processors; Socket R (LGA 2011) supported; QPI up to 8.0GT/s
Chipset	Intel® C602 chipset	Intel® C602 chipset	Intel® C602 chipset	Intel® C602 chipset
Form Factor	Proprietary† 16.4"W x 16.79"H	Proprietary† 16.4"W x 16.79"H	Proprietary† 17"W x 17"H	Proprietary† 17"W x 17"H
Memory Capacity & Slots*	32 DIMM 1TB DDR3; up to 1866MHz	32 DIMM 1TB DDR3; up to 1866MHz	24 DIMM 768GB DDR3; up to 1866MHz	24 DIMM 768GB DDR3; up to 1866MHz
Expansion Slots	4 PCI-E 3.0 x16 (2 x8 in x16 slots)	4 PCI-E 3.0 x16 (2 x8 in x16 slots)	8 PCI-E 3.0 x16 (1 x8 in x16 slot)	8 PCI-E 3.0 x16 (1 x8 in x16 slot)
Onboard RAID Controller	LSI® 2208 Controller for 8 SAS2 (6Gbps) ports; HW RAID 0,1,5,6,10,50,60; and Intel® C602 AHCI controller for 2 SATA3 (6Gbps); and 4 SATA2 (3Gbps) ports, RAID 0,1,5,10	Intel® C602 AHCI controller for 2 SATA3 (6Gbps); and 4 SATA2 (3Gbps) ports, RAID 0,1,5,10	2x LSI® 2308 Controller for 16 SAS2 (6Gbps) ports; SW RAID 0,1,5,10 and Intel® C602 AHCI controller for 2 SATA3 (6Gbps); and 4 SATA2 (3Gbps) ports, RAID 0,1,5,10	Intel® C602 AHCI controller for 2 SATA3 (6Gbps); and 4 SATA2 (3Gbps) ports, RAID 0,1,5,10
Onboard LAN	Dual 10GBase-T with Intel® X540 10GbE Controller	Dual LAN with Intel® i350 Gigabit Ethernet Controller	Dual 10GBase-T with Intel® X540 10GbE Controller	Dual LAN with Intel® i350 Gigabit Ethernet Controller
Onboard VGA	Matrox G200e graphics	Matrox G200e graphics	Matrox G200e graphics	Matrox G200e graphics
USB Ports	8 USB 2.0 ports (4 rear + 3 via headers + 1 Type A)	8 USB 2.0 ports (4 rear + 3 via headers + 1 Type A)	10 USB 2.0 ports (4 rear + 4 via headers + 2 Type A)	10 USB 2.0 ports (4 rear + 4 via headers + 2 Type A)
Other Onboard I/O Devices	1 SATA DOM power connector 2 fast UART 16550 serial COM ports 2 COM ports (1 rear, 1 header)	1 SATA DOM power connector 2 fast UART 16550 serial COM ports (1 rear, 1 header)	1 SATA DOM power connector 2 fast UART 16550 serial COM ports (1 rear, 1 header)	1 SATA DOM power connector 2 fast UART 16550 serial COM ports (1 rear, 1 header)
Manageability	IPMI 2.0 + KVM with dedicated LAN, Watchdog, SSM, SUM, SuperDoctor® 5	IPMI 2.0 + KVM with dedicated LAN, Watchdog, SSM, SUM, SuperDoctor® 5	IPMI 2.0 + KVM with dedicated LAN, Watchdog, SSM, SUM, SuperDoctor® 5	IPMI 2.0 + KVM with dedicated LAN(-F version) , Watchdog, SSM, SUM, SuperDoctor® 5
PC Health Monitoring	Monitors CPU voltages, 1.8V, +3.3V, +5V, +12V & +5V standby and total of 8-fan status, supports system management utility, chassis intrusion header	Monitors CPU voltages, 1.8V, +3.3V, +5V, +12V & +5V standby and total of 8-fan status, supports system management utility, chassis intrusion header	Monitors CPU voltages, 1.8V, +3.3V, +5V, +12V & +5V standby and total of 8-fan status, supports system management utility, chassis intrusion header	Monitors CPU voltages, 1.8V, +3.3V, +5V, +12V & +5V standby and total of 8-fan status, supports system management utility, chassis intrusion header
Thermal Control	Ten 4-pin PWM fan speed control headers & overheat LED indication	Ten 4-pin PWM fan speed control headers & overheat LED indication	Eight 4-pin PWM fan speed control headers & overheat LED indication	Eight 4-pin PWM fan speed control headers & overheat LED indication
Other Features	ACPI power management, WOL, control of power-on for recovery from AC power loss, SDDC, & CPU thermal trip support for processor protection, Node Manager Support	ACPI power management, WOL, control of power-on for recovery from AC power loss, SDDC, & CPU thermal trip support for processor protection, Node Manager Support	ACPI power management, WOL, control of power-on for recovery from AC power loss, SDDC, & CPU thermal trip support for processor protection, Node Manager Support	ACPI power management, WOL, control of power-on for recovery from AC power loss, SDDC, & CPU thermal trip support for processor protection, Node Manager Support
BIOS	AMI UEFI	AMI UEFI	AMI UEFI	AMI UEFI

† *Supermicro chassis required for optimal functionality and performance*
* *Please check with your Supermicro sales representative and website for compatibility and configuration details*
** *J stands for SAS IT Mode*

SC818A-1K43LPB
- 1400W Platinum Level Digital high-efficiency power supply
- 3x 3.5" hot-swap SAS/SATA drive bays
- 1x slim DVD-ROM drive (optional)
- 7x 4cm heavy duty counter-rotating fans with air shroud
- 1x low profile I/O expansion slot
- Power Switch, Reset Switch and 5 LED Indicators

SC828TQ-R1K43LPB
- 1400W Redundant Platinum Level Digital high-efficiency power supplies
- 6x 3.5" hot-swap SAS/SATA drive bays
- 3x hot-swap PWM cooling fans
- 7x low-profile, full-length I/O expansion slot
- 1 optional slim DVD-ROM drive
- Front USB + COM Port (optional)

SC748TQ-R1K43B
- 1400W Redundant Platinum Level Digital high-efficiency power supplies
- 5x 3.5" hot-swap SAS/SATA drive bays
- 3x 5.25" peripheral drive bays (One with floppy drive bezel)
- 7x full-height, full-length expansion slot
- 3x 9cm + 3x 8cm heavy-duty fans
- 3x 8200 RPM hot-swap PWM rear-exhaust Fans
- 2x front USB ports
- Power Switch, Reset Switch & 6 LED Indicators

SC848E16-R1K62B
SC418E16-R1K62B
SC418E16-R1K62B2
- 1620W x2 (or 3) Platinum Level power supplies
- 8x full-height, full-length expansion slots
- 4x 9cm + 3x 8cm heavy duty fans w/ optimal fan speed control
- SC848E16: 24x 3.5" hot-swap SAS2/SATA3 HDD bays
  SC418E16: 48x 2.5" hot-swap SAS2/SATA3 HDD bays

MB / Chassis	X9QR7-TF+	X9QRi-F+	X9QR7-TF-JBOD	X9QRi-F
1U	● SC818A-1K43LPB 1U Heatsink: SNK-P0047PS	● SC818A-1K43LPB 1U Heatsink: SNK-P0047PS		
2U	● SC828TQ-R1K43LPB 2U Heatsink: SNK-P0048PS	● SC828TQ-R1K43LPB 2U Heatsink: SNK-P0048PS		
4U/ Tower	● SC748TQ-R1K43B ● SC848E16-R1K62B ● SC418E16-R1K62B ● SC418E16-R1K62B2 2U Heatsink: SNK-P0048PS	● SC748TQ-R1K43B ● SC848E16-R1K62B ● SC418E16-R1K62B ● SC418E16-R1K62B2 2U Heatsink: SNK-P0048PS	● SC848E16-R1K62B ● SC418E16-R1K62B ● SC418E16-R1K62B2 2U Heatsink: SNK-P0048PS	● SC848E16-R1K62B ● SC418E16-R1K62B ● SC418E16-R1K62B2 Heatsink: SNK-P0048PS

Note - When ordering please select the Revision M version of your chassis to optimally support Supermicro serverboards with the Intel® Xeon® processor E5 family.
● Most Optimized Chassis for SuperServer Configuration
* Heatsinks & Riser Cards sold separately
† HDD controller card is needed and enterprise level SAS & SATA HDDs are only recommended.

New!

Entry Server Cost Optimized

New!

SAS3, NVMe

New!

SAS3 10GBase-T

New!

Datacenter Optimized

MODEL	X11SSL X11SSL-F	X11SSL-CF X11SSL-nF	X11SSH-CTF X11SSH-TF	X11SSH-F X11SSH-LN4F
Processor†	Intel® Xeon® processor E3-1200 v5 product family, Intel® 6th Generation Core™ i3 series, Intel® Celeron®, Intel® Pentium®, Socket H4 (LGA 1151) supported; CPU TDP support 80W	Intel® Xeon® processor E3-1200 v5 product family, Intel® 6th Generation Core™ i3 series, Intel® Celeron®, Intel® Pentium®, Socket H4 (LGA 1151) supported; CPU TDP support 80W	Intel® Xeon® processor E3-1200 v5 product family, Intel® 6th Generation Core™ i3 series, Intel® Celeron®, Intel® Pentium®, Socket H4 (LGA 1151) supported; CPU TDP support 80W	Intel® Xeon® processor E3-1200 v5 product family, Intel® 6th Generation Core™ i3 series, Intel® Celeron®, Intel® Pentium®, Socket H4 (LGA 1151) supported; CPU TDP support 80W
Chipset	Intel® C232	Intel® C232	Intel® C236 (7-year)	Intel® C236 (7-year)
Form Factor	micoATX 9.6” x 9.6”	micoATX 9.6” x 9.6”	micoATX 9.6” x 9.6”	micoATX 9.6” x 9.6”
Memory Capacity & Slots*	64GB Unbuffered ECC UDIMM, DDR4-2133MHz, in 4 DIMM slots	64GB Unbuffered ECC UDIMM, DDR4-2133MHz, in 4 DIMM slots	64GB Unbuffered ECC UDIMM, DDR4-2133MHz, in 4 DIMM slots	64GB Unbuffered ECC UDIMM, DDR4-2133MHz, in 4 DIMM slots
Expansion Slots	1 PCI-E 3.0 x8 (in x16 slot) 1 PCI-E 3.0 x8 1 PCI-E 3.0 x4 (in x8 slot)	1 PCI-E 3.0 x8 (in x16 slot) 1 PCI-E 3.0 x4 (in x8 slot) 1 PCI-E 3.0 x1	1 PCI-E 3.0 x8 1 PCI-E 3.0 x2 (in x4 slot)	1 PCI-E 3.0 x8 (in x16 slot) 1 PCI-E 3.0 x8 1 PCI-E 3.0 x4 (in x8 slot)
Onboard RAID Controller	Intel® C232 controller for 6 SATA3 (6 Gbps) ports; RAID 0,1,5,10	Intel® C232 controller for 6 SATA3 (6Gbps) ports; RAID 0,1,5,10; LSI® 3008 controller for 8 SAS3 (12Gbps) ports; RAID 0,1,10 (for -CF only)	Intel® C236 controller for 8 SATA3 (6 Gbps) ports; RAID 0,1,5,10; LSI® 3008 controller for 8 SAS3 (12Gbps) ports; RAID 0,1,10 (for -CTF only)	Intel® C236 controller for 8 SATA3 (6 Gbps) ports; RAID 0,1,5,10
Onboard LAN	Dual LAN with Intel® Ethernet Controller i210-AT	Dual LAN with Intel® Ethernet Controller i210-AT	Dual 10G LAN with Intel® X550 10GBase-T Ethernet Controller	-F: Dual LAN with Intel® Ethernet Controller i210-AT -LN4F: Quad LAN with Intel® Ethernet Controller i210-AT
Onboard VGA	1 VGA (from Aspeed AST2400 BMC) (-F version) 1 VGA (from Aspeed AST1400 BMC) (Non -F version)	1 VGA (from Aspeed AST2400 BMC)	1 VGA (from Aspeed AST2400 BMC)	1 VGA (from Aspeed AST2400 BMC)
USB Ports	5 USB 3.0 ports (2 rear + 2 via header + 1 Type A) 6 USB 2.0 ports (2 rear + 4 via headers)	5 USB 3.0 ports (2 rear + 2 via header + 1 Type A); 6 USB 2.0 ports (2 rear + 4 via headers)	6 USB 2.0 ports (2 rear + 4 via headers) 5 USB 3.0 ports (2 rear + 2 via header + 1 Type A)	5 USB 3.0 ports (2 rear + 2 via header + 1 Type A) 6 USB 2.0 ports (2 rear + 4 via headers)
Other Onboard I/O Devices	2 ports SuperDOM TPM onboard Header 1 COM Ports (1 rear)	2 ports SuperDOM TPM onboard Header 2 COM Ports (1 rear, 1 header) -nF: 2x NVMe Ports	2 ports SuperDOM TPM onboard Header 2 COM Ports (1 rear, 1 header)	2 ports SuperDOM TPM onboard Header 2 COM Ports (1 rear, 1 header)
Manageability	IPMI 2.0 + KVM with dedicated LAN (-F version only); NMI, SUM, SSM, SuperDoctor® 5, Watch Dog	IPMI 2.0 + KVM with dedicated LAN, NMI, SUM, SSM, SuperDoctor® 5, Watch Dog	IPMI 2.0 + KVM with dedicated LAN, Intel® Node Manager, NMI, SUM, SSM, SuperDoctor® 5, Watch Dog	IPMI 2.0 + KVM with dedicated LAN, Intel® Node Manager, NMI, SUM, SSM, SuperDoctor® 5, Watch Dog
PC Health Monitoring	+12V, +3.3V, +5V, +5V standby, Chassis intrusion header, Monitors CPU voltages, Supports system management utility, System level control, VBAT	+12V, +3.3V, +5V, +5V standby, Chassis intrusion header, Monitors CPU voltages, Supports system management utility, System level control, VBAT	+12V, +3.3V, +5V, +5V standby, Chassis intrusion header, Monitors CPU voltages, Supports system management utility, System level control, VBAT	+12V, +3.3V, +5V, +5V standby, Chassis intrusion header, Monitors CPU voltages, Supports system management utility, System level control, VBAT
Thermal Control	5 4-pin, Fan speed control, Overheat LED indication, Thermal control tachometer fan connectors	5 4-pin, Fan speed control, Overheat LED indication, Thermal control tachometer fan connectors	6 4-pin, Fan speed control, Overheat LED indication, Thermal control tachometer fan connectors	5 4-pin, Fan speed control, Overheat LED indication, Thermal control tachometer fan connectors
Other Features	Control of power-on for recovery from AC power loss, CPU thermal trip support for processor protection, WOL	Control of power-on for recovery from AC power loss, CPU thermal trip support for processor protection, WOL	Control of power-on for recovery from AC power loss, CPU thermal trip support for processor protection, Node Manager Support, WOL	Control of power-on for recovery from AC power loss, CPU thermal trip support for processor protection, VHD, WOL, M.2 NGFF connector
BIOS	AMI UEFI	AMI UEFI	AMI UEFI	AMI UEFI

† *Supermicro chassis required for optimal functionality and performance*

SC813MFTQC-505CB
1U Short-Depth Rackmount Chassis

SAS3 12Gbps Technology
500W Platinum Level (94%+) High-efficiency Power Supply
4x 3.5" Hot-swap SAS/SATA Drive Bays
1x USB/COM Port tray in Slim DVD bay (optional)
4x 4cm high performance cooling fans
1x Full-height,Full-length I/O Expansion Slot

SC823TQ-653LPB
High Efficiency Power, Cost Effective 2U Chassis

650W Gold Level high-efficiency power supply
6x 3.5" hot-swap SAS/SATA drive bays
1x 5.25" peripheral drive bay
1x slim DVD-ROM drive (optional)
4x 80mm 6300 RPM Fans
7x low-profile, full-length I/O expansion slots
Power switch & 6 LED indicators

SC113MFAC2-R606CB
SC113MFAC2-341CB
1U 19.98" Depth Chassis

SAS3 12Gbps technology
Hybrid backplane design for best supportability. Supports up to 8 port SAS3 12Gbps or 6 port SAS3 12Gbps and 2 port NVMe (determined by system and cable configuration)
8 hot-swap 2.5" drives bays
Motherboard size support up to ATX 12"x10" MB
600W Redundant Platinum Level Power Supplies; or 340W single
Optimize cooling with 4 40x28mm (22.5K RPM) PWM fans (optional upgrade up to 6 PWM fans)

SC213LT-600LPB
Versatile, Cost-effective Server Chassis

600W Platinum Level Digital Switching high-efficiency power supplies
7 low-profile
Mini-i-Pass connectivity; JBOD or headunit
8x 2.5" Hot-swap SAS/SATA HD Bays
3x 80mm high-performance, high-quality PWM fans
Adjustable Air Shroud to Fit various Platforms
Power Switch & 6x LED Indicators

Chassis \ MB	X11SSL X11SSL-F	X11SSL-CF X11SSL-nF	X11SSH-CTF X11SSH-TF	X11SSH-F X11SSH-LN4F
1U	● SC813MFTQC-505CB ● SC813MFTQ-R400CB SC813MTQ-350CB SC811TQ-441B ● SC113MFAC2-341CB ● SC113MFAC2-R606CB SC512L-200B ● SC512F-350B ● SC510-203B 1U Heatsink: SNK-P0046P	● SC813MFTQC-505CB ● SC813MFTQ-R400CB SC813MTQ-350CB ● SC113MFAC2-341CB ● SC113MFAC2-R606CB SC512F-350B 1U Heatsink: SNK-P0046P	● SC813MFTQC-505CB ● SC813MFTQ-R400CB ● SC813MFTQC-350CB SC813MTQ-350CB ● SC113MFAC2-341CB ● SC113MFAC2-R606CB SC512F-350B 1U Heatsink: SNK-P0046P	● SC813MFTQC-505CB ● SC813MFTQ-R400CB ● SC813MFTQC-350CB SC813MTQ-350CB ● SC113MFAC2-R606CB ● SC113MFAC2-341CB ● SC512F-350B 1U Heatsink: SNK-P0046P
2U	● SC825TQ-R720LPB ● SC823TQ-653LPB ● SC213LT-600LPB 2U Heatsink: SNK-P0046A4	● SC825TQ-R720LPB ● SC823TQ-653LPB ● SC213LT-600LPB 2U Heatsink: SNK-P0046A4	● SC825TQ-R720LPB ● SC823TQ-653LPB ● SC213LT-600LPB 2U Heatsink: SNK-P0046A4	● SC826TQ-R500LPB ● SC825TQ-R720LPB ● SC823TQ-653LPB SC213LT-600LPB 2U Heatsink: SNK-P0046A4
3U/ Mid-Tower	● SC833T-653B SC732I-500B SC731i-300B 2U Heatsink: SNK-P0046A4	● SC833T-653B SC731i-300B SC732i-500B 2U Heatsink: SNK-P0046A4	● SC833T-653B SC731i-300B SC732i-500B 2U Heatsink: SNK-P0046A4	SC833T-653B ● SC731i-300B SC732i-500B 2U Heatsink: SNK-P0046A4
4U/ Tower	SC842TQ-665B SC842i-500B 2U Heatsink: SNK-P0046A4	SC842TQ-665B SC842i-500B 2U Heatsink: SNK-P0046A4	SC842TQ-665B SC842i-500B 2U Heatsink: SNK-P0046A4	SC842TQ-665B SC842i-500B 2U Heatsink: SNK-P0046A4

Note - When ordering please select the Revision M version of your chassis to optimally support Supermicro serverboards with the Intel® Xeon® processor E5 family.
● Most Optimized Chassis for SuperServer Configuration
* Heatsinks & Riser Cards sold separately
† HDD controller card is needed and enterprise level SAS & SATA HDDs are only recommended.

	New! *Cost/Performance Optimized*	*New!* *WIO*	*New!* *1U Networking Appliance*	*New!* *Legacy 4x PCI-32 Support*
				
MODEL	**X11SSM** **X11SSM-F**	**X11SSW-F**	**X11SSi-LN4F**	**X11SSA-F**
Processor†	Intel® Xeon® processor E3-1200 v5 product family, Intel® 6th Generation Core™ i3 series, Intel® Celeron®, Intel® Pentium®, Socket H4 (LGA 1151) supported; CPU TDP support 80W	Intel® Xeon® processor E3-1200 v5 product family, Intel® 6th Generation Core™ i3 series, Intel® Celeron®, Intel® Pentium®, Socket H4 (LGA 1151) supported; CPU TDP support 80W	Intel® Xeon® processor E3-1200 v5 product family, Intel® 6th Generation Core™ i3 series, Intel® Celeron®, Intel® Pentium®, Socket H4 (LGA 1151) supported; CPU TDP support 80W	Intel® Xeon® processor E3-1200 v5 product family, Intel® 6th Generation Core™ i3 series, Intel® Celeron®, Intel® Pentium®, Socket H4 (LGA 1151) supported; CPU TDP support 80W
Chipset	Intel® C236 (7-year)	Intel® C236 (7-year)	Intel® C236 (7-year)	Intel® C236 (7-year)
Form Factor	micoATX 9.6" x 9.6"	Proprietary 8" x 13"	ATX 12" x 9.6"	ATX 12" x 9.6"
Memory Capacity & Slots*	64GB Unbuffered ECC UDIMM, DDR4-2133MHz, in 4 DIMM slots	64GB Unbuffered ECC UDIMM, DDR4-2133MHz, in 4 DIMM slots	64GB Unbuffered ECC UDIMM, DDR4-2133MHz, in 4 DIMM slots	64GB Unbuffered ECC UDIMM, DDR4-2133MHz, in 4 DIMM slots
Expansion Slots	1 PCI-E 3.0 x8 (in x16 slot) 1 PCI-E 3.0 x8 2 PCI-E 3.0 x4 (in x8 slot)	1 PCI-E 3.0 x16 (in WIO); 1 PCI-E 3.0 x4 (in x16 riser slot)	1 PCI-E 3.0 x8 1 PCI-E 3.0 x8 (in x16 slot) 1 PCI-E 3.0 x4 (in x8 slot)	1 PCI-E 3.0 x8 1 PCI-E 3.0 x8 (in x16 slot) 1 PCI-E 3.0 x4 (in x8 slot) 4 - 5V PCI 32bit
Onboard RAID Controller	Intel® C236 controller for 8 SATA3 (6 Gbps) ports; RAID 0,1,5,10	Intel® C236 controller for 6 SATA3 (6 Gbps) ports; RAID 0,1,5,10	Intel® C236 controller for 6 SATA3 (6 Gbps) ports; RAID 0,1,5,10	Intel® C236 controller for 6 SATA3 (6 Gbps) ports; RAID 0,1,5,10
Onboard LAN	Dual LAN with Intel® Ethernet Controller i210-AT	Dual LAN with Intel® Ethernet Controller i210-AT	Quad LAN with Intel® Ethernet Controller i210-AT	Dual LAN with Intel® Ethernet Controller i210-AT
Onboard VGA	1 VGA (from Aspeed AST2400 BMC) (-F version) 1 VGA (from Aspeed AST1400 BMC) (Non -F version)	1 VGA (from Aspeed AST2400 BMC)	1 VGA (from Aspeed AST2400 BMC)	1 VGA (from Aspeed AST2400 BMC)
USB Ports	5 USB 3.0 ports (2 rear + 2 via header + 1 Type A); 6 USB 2.0 ports (2 rear + 4 via headers)	5 USB 3.0 ports (2 rear + 2 via header + 1 Type A); 6 USB 2.0 ports (2 rear + 4 via headers)	5 USB 3.0 ports (2 rear + 2 via header + 1 Type A); 6 USB 2.0 ports (2 rear + 4 via headers)	5 USB 3.0 ports (2 rear + 2 via header + 1 Type A); 6 USB 2.0 ports (2 rear + 4 via headers)
Other Onboard I/O Devices	2 ports SuperDOM TPM onboard Header 2 COM Ports (1 rear, 1 header)	2 ports SuperDOM TPM onboard Header 2 COM Ports (1 rear, 1 header)	2 ports SuperDOM TPM onboard Header 2 COM Ports (1 rear, 1 header)	2 ports SuperDOM TPM onboard Header 2 COM Ports (1 rear, 1 header)
Manageability	IPMI 2.0 + KVM with dedicated LAN, Intel® Node Manager (for -F only); NMI, SPM, SUM, SSM, SuperDoctor® 5, Watch Dog	IPMI 2.0 + KVM with dedicated LAN, Intel® Node Manager, NMI SPM, SUM, SSM, SuperDoctor® 5, Watch Dog	IPMI 2.0 + KVM with dedicated LAN, Intel® Node Manager, NMI SPM, SUM, SSM, SuperDoctor® 5, Watch Dog	IPMI 2.0 + KVM with dedicated LAN, Intel® Node Manager, NMI, SPM, SUM, SSM, SuperDoctor® 5, Watch Dog
PC Health Monitoring	+12V, +3.3V, +5V, +5V standby, Chassis intrusion header, Monitors CPU voltages, Supports system management utility, System level control, VBAT	+12V, +3.3V, +5V, +5V standby, Chassis intrusion header, Monitors CPU voltages, Supports system management utility, System level control, VBAT	+12V, +3.3V, +5V, +5V standby, Chassis intrusion header, Monitors CPU voltages, Supports system management utility, System level control, VBAT	+12V, +3.3V, +5V, +5V standby, Chassis intrusion header, Monitors CPU voltages, Supports system management utility, System level control, VBAT
Thermal Control	5 4-pin, Fan speed control, Overheat LED indication, Thermal control tachometer fan connectors	6 4-pin, Fan speed control, Overheat LED indication, Thermal control tachometer fan connectors	5 4-pin, Fan speed control, Overheat LED indication, Thermal control tachometer fan connectors	5 4-pin, Fan speed control, Overheat LED indication, Thermal control tachometer fan connectors
Other Features	Control of power-on for recovery from AC power loss, CPU thermal trip support for processor protection, WOL	Control of power-on for recovery from AC power loss, CPU thermal trip support for processor protection, WOL, M.2 NGFF connector	Control of power-on for recovery from AC power loss, CPU thermal trip support for processor protection, WOL, M.2 NGFF connector	Control of power-on for recovery from AC power loss, CPU thermal trip support for processor protection, WOL, M.2 NGFF connector
BIOS	AMI UEFI	AMI UEFI	AMI UEFI	AMI UEFI

† Supermicro chassis required for optimal functionality and performance
* Please check with your Supermicro sales representative and website for compatibility and configuration details

SC813MFTQ-R400CB

1U chassis supports ATX, Micro ATX motherboards

- 400W Redundant power supplies
- 4x 3.5" Hot-swap SAS2 (6Gbps) / SATA Drive Bays
- 1x Full-height AOC expansion slot
- 4x 40x28mm high-efficiency fans (2 more optional; 6x fans maximum)
- 1x USB / COM Port tray in slim
- DVD bay (optional)
- Applications: data center, appliance server, space critical application, industrial PC

SC815TQC-R504WB
SC815TQC-605WB

1U chassis optimize for WIO motherboard

- SAS3 12Gbps Technology
- 4x 3.5" Hot-swap SAS3/SATA Drive Bays
- 500W/600W redundant Platinum Level Platinum Level Certified
- 1x Slim DVD-ROM Drive (optional)
- 3x or 4x 4cm Counter-rotating PWM fans
- 2x Full-height I/O Expansion slots & 1x Low-profile I/O Expansion slot
- Power Switch, Reset, UID Button & 5 LED Indicators
- Quick release rail set

SC512F-441B
SC512F-350B

14.5" Mini-1U short-depth chassis

- 440W Platinum Level (94%+) or 350W Gold Level High-efficiency Power Supply
- 2x 3.5" Internal HDDs (opt.)
- 1x Slim DVD-ROM Drive (opt.)
- 2x Counter-rotating Fans
- 1x I/O Expansion Slot

SC825TQ-R500WB

Flexible, efficient 2U chassis

- 500W Redundant Platinum Level high-efficiency power supplies
- 8x 3.5" hot-swap SAS/SATA drive bays
- 3x 8cm hot-swap PWM cooling fans
- 1x slim DVD-ROM drive (optional)
- 2 USB 2.0 port (optional)

MB / Chassis	X11SSM X11SSM-F	X11SSW-F	X11SSi-LN4F	X11SSA-F
1U	● SC813MFTQC-505CB ● SC813MFTQC-350CB ● SC813MFTQ-R400CB SC813MTQ-350CB SC811TQ-441B ● SC113MFAC2-341CB ● SC113MFAC2-R606CB SC512L-200B ● SC512F-350B ● SC510-203B 1U Heatsink: SNK-P0046P	● SC815TQC-R504WB ● SC815TQ-R500WB ● SC815TQC-605WB ● SC116AC2-R706WB ● SC113TQ-600WB ● SC514-R400W ● SC514-505 1U Heatsink: SNK-P0046P	● SC813MFTQC-505CB ● SC813MFTQC-350CB ● SC813MFTQ-R400CB ● SC113MFAC2-341CB ● SC113MFAC2-R606CB ● SC512F-441B ● SC512F-350B 1U Heatsink: SNK-P0046P	
2U	● SC823TQ-653LPB ● SC213LT-600LPB ● SC825TQ-R700LPB 2U Heatsink: SNK-P0046A4		● SC825TQ-600LPB ● SC823TQ-653LPB ● SC213LT-600LPB 2U Heatsink: SNK-P0046A4	SC823TQ-653LPB 2U Heatsink: SNK-P0046A4
3U/ Mid-Tower	● SC833T-653B SC732i-500B SC732i-300B 2U Heatsink: SNK-P0046A4		● SC833T-653B SC732i-500B SC732i-865B 2U Heatsink: SNK-P0046A4	SC833T-653B ● SC732i-500B ● SC732i-865B 2U Heatsink: SNK-P0046A4
4U/ Tower	SC842TQ-665B SC842i-500B 2U Heatsink: SNK-P0046A4		SC842TQ-665B SC842i-500B SC743TQ-1200B-SQ 2U Heatsink: SNK-P0046A4	● SC842TQ-665B ● SC842i-500B ● SC743TQ-1200B-SQ 2U Heatsink: SNK-P0046A4

Note - When ordering please select the Revision M version of your chassis to optimally support Supermicro serverboards with the Intel® Xeon® processor E5 family.
● Most Optimized Chassis for SuperServer Configuration
* Heatsinks & Riser Cards sold separately
† HDD controller card is needed and enterprise level SAS & SATA HDDs are only recommended.

MODEL	X10SRH-CLN4F X10SRH-CF	X10SRM-F X10SRM-TF	X10SRL-F	X10SRi-F
	Intel® C612 Chipset	*New! Broadwell*	*Intel® C612 Chipset Server*	*Intel® C612 Chipset*
				
Processor†	Intel® Xeon® Processor E5-2600/E5-1600 v4 (Broadwell) / v3 (Haswell) product family supported; CPU TDP support up to 145W	Intel® Xeon® Processor E5-2600 v4 (Broadwell) / v3 (Haswell) product families supported; QPI up to 9.6GT/s; CPU TDP support up to 145W	Intel® Xeon® Processor E5-2600/E5-1600 v4 (Broadwell) / v3 (Haswell) product families supported; CPU TDP support up to 145W	Intel® Xeon® Processor E5-2600/E5-1600 v4 (Broadwell) / v3 (Haswell) product families supported; CPU TDP support up to 145W
Chipset	Intel® C612 Chipset	Intel® C612 Chipset	Intel® C612 Chipset	Intel® C612 Chipset
Form Factor	ATX 12" x 9.6"	micoATX 9.6" x 9.6"	ATX 12" x 9.6"	ATX 12" x 9.6"
Memory Capacity & Slots*	Up to 1TB ECC 3DS LRDIMM or RDIMM DDR4-2400MHz in 8 DIMM slots	Up to 512GB ECC 3DS LRDIMM or RDIMM DDR4-2400MHz in 4 DIMM slots	Up to 1TB ECC 3DS LRDIMM or RDIMM DDR4-2400MHz in 8 DIMM slots	Up to 1TB ECC 3DS LRDIMM or RDIMM DDR4-2400MHz in 8 DIMM slots
Expansion Slots	1 PCI-E 3.0 x8 (in x16 slot) 1 PCI-E 3.0 x4 (in x8 slot) 2 PCI-E 3.0 x8 1 PCI-E 2.0 x2 (in x4 slot) 1 PCI-E 2.0 x4 (in x8 slot)	1 PCI-E 3.0 x16 2 PCI-E 3.0 x8	2 PCI-E 3.0 x8 (in x16 slot) 2 PCI-E 3.0 x8 2 PCI-E 3.0 x4 (in x8 slot) 1 PCI-E 2.0 x4 (in x8 slot)	1 PCI-E 3.0 x16 1 PCI-E 3.0 x4 (in x8) 2 PCI-E 3.0 x8 1 PCI-E 2.0 x4 (in x8 slot) 1 PCI-E 2.0 x2 (in x8 slot)
Onboard RAID Controller	Intel® C612 controller for 10 SATA3 (6 Gbps) ports; RAID 0,1,5,10; LSI® 3008 controller for 8 SAS3 (12Gbps) ports; RAID 0,1,10	Intel® C612 controller for 10 SATA3 (6 Gbps) ports; RAID 0,1,10	Intel® C612 controller for 10 SATA3 (6 Gbps) ports; RAID 0,1,5,10	Intel® C612 controller for 10 SATA3 (6 Gbps) ports; RAID 0,1,5,10
Onboard LAN	-CLN4F: Quad LAN with Intel® Ethernet Controller i350-AM4 -CF: Dual LAN with Intel® Ethernet Controller i350-AM2	-F: Dual LAN with Intel® Ethernet Controller i350-AM2; -TF: Dual LAN with Intel® X550 10GBase-T Ethernet Controller	Dual LAN with Intel® Ethernet Controller i210	Dual LAN with Intel® Ethernet Controller i350-AM2
Onboard VGA	AST2400 VGA	AST2400 VGA	AST2400 VGA	AST2400 VGA
USB Ports	4 USB 3.0 ports (2 rear + 1 via header + 1 Type A) 8 USB 2.0 ports (2 rear + 6 via headers)	5 USB 3.0 ports (2 rear + 2 via header + 1 Type A) 6 USB 2.0 ports (2 rear + 4 via headers)	4 USB 3.0 ports (2 rear + 1 via header + 1 Type A) 8 USB 2.0 ports (2 rear + 6 via headers)	4 USB 3.0 ports (2 rear + 1 via header + 1 Type A) 8 USB 2.0 ports (2 rear + 6 via headers)
Other Onboard I/O Devices	2 ports SuperDOM 2 fast UART 16550 serial TPM module header 2 COM Ports (1 rear, 1 header)	2 ports SuperDOM 2 fast UART 16550 serial TPM module header 2 COM Ports (1 rear, 1 header)	2 ports SuperDOM 2 fast UART 16550 serial TPM module header 2 COM Ports (1 rear, 1 header)	2 ports SuperDOM 2 fast UART 16550 serial TPM module header 2 COM Ports (1 rear, 1 header)
Manageability	IPMI 2.0 + KVM with dedicated LAN, Intel® Node Manager, NMI SPM, SUM, SSM, SuperDoctor® 5, Watchdog	IPMI 2.0 + KVM with dedicated LAN, Intel® Node Manager, NMI SPM, SUM, SSM, SuperDoctor® 5, Watchdog	Redfish 1.0 + IPMI 2.0 + KVM with dedicated LAN, Intel® Node Manager, NMI SPM, SUM, SSM, SuperDoctor® 5, Watchdog	Redfish 1.0 + IPMI 2.0 + KVM with dedicated LAN, Intel® Node Manager, NMI SPM, SUM, SSM, SuperDoctor® 5, Watchdog
PC Health Monitoring	+12V, +3.3V, +5V, +5V Standby, 8 -fan status, Chassis intrusion header, Monitors CPU voltages, Supports system management utility	+12V, +3.3V, +5V, +5V standby, 6 -fan status, Chassis intrusion header, Monitors CPU voltages, Supports system management utility	+12V, +3.3V, +5V, +5V Standby, 6 -fan status, Chassis intrusion header, Monitors CPU voltages, Supports system management utility	+12V, +3.3V, +5V, +5V Standby, 6 -fan status, Chassis intrusion header, Monitors CPU voltages, Supports system management utility
Thermal Control	8 4-pin, Fan speed control, Overheat LED indication, PWM fan speed control, System level control	6 4-pin, Fan speed control, Overheat LED indication, PWM fan speed control, System level control	6 4-pin, Fan speed control, Overheat LED indication, PWM fan speed control, System level control	6 4-pin, Fan speed control, Overheat LED indication, PWM fan speed control, System level control
Other Features	ACPI power management, Control of power-on for recovery from AC power loss, CPU thermal trip support for processor protection, Intel® Smart Response Technology, Node Manager Support, SDDC, UID, WOL	4-pin 12v DC power connector, 8-pin 12v DC power connector, ACPI power management, Control of power-on for recovery from AC power loss, CPU thermal trip support for processor protection, Intel® Smart Response Technology, M.2 NGFF connector, Node Manager Support, SDDC, UID, WOL	ACPI power management, Control of power-on for recovery from AC power loss, CPU thermal trip support for processor protection, Intel® Smart Response Technology, Node Manager Support, SDDC, UID, WOL	ACPI power management, Control of power-on for recovery from AC power loss, CPU thermal trip support for processor protection, Intel® Smart Response Technology, Node Manager Support, SDDC, UID, WOL
BIOS	AMI UEFI	AMI UEFI	AMI UEFI	AMI UEFI

† *Supermicro chassis required for optimal functionality and performance*

* *Please check with your Supermicro sales representative and website for compatibility and configuration details*

SC813MFTQ-441CB

- 440W High-efficiency Power Supply Platinum Level (94%+)
- 4x 3.5" Hot-swap SAS/SATA Drive Bays
- 1x USB/COM Port tray in Slim DVD bay(Optional)
- 4x 4cm high performance cooling fans
- 1x Full-height I/O Expansion Slot
- 1U Short-Depth Rackmount Chassis

SC833T-653B

High Efficiency Power Cost Effective 3U Chassis Optimized for Dual-Processor Motherboards

- 650W Gold Level high Efficiency power supplies
- 8x 3.5" SAS/SATA Hot-swap Drive Bays
- 1x 3.5" drive bay and 1x optional slim DVD-ROM drive
- 6x full-height, full-length expansion slot
- 100% cooling redundancy
- Adjustable air shroud design

SC823TQ-653LPB

Cost-effective high reliability chassis

- 650W Gold Level high-efficiency power supply
- 6x 3.5" Hot-swap SAS/SATA drive bays
- 1x 5.25" peripheral drive bay
- 1x slim DVD-ROM drive (optional)
- 4x 80mm 6300 RPM Fans
- 7x low-profile, full-length I/O expansion slots
- Power Switch & 6 LED Indicators

SC842TQ-665B

Embedded/IPC short-depth enclosure

- 665W high efficiency power supply
- 5x 3.5" HDD bays
- 3x 5.25" peripheral drive bays
- 1x slim DVD-ROM drive bay
- 7x full-height, full-length tool-less expansion slots
- Dual channel Air Duct design
- 2x front USB 2.0 ports & 1x COM port
- Front System fan with Removable Air Filter
- Power Switch, Reset Switch & 6x LED Indicators

Chassis \ MB	X10SRH-CLN4F X10SRH-CF	X10SRM-F X10SRM-TF	X10SRL-F	X10SRi-F
1U	● SC813MFTQ-441CB ● SC813MFTQ-R400CB ● SC813MFTQ-R606CB ● SC113MFAC2-R606CB ● SC113MFAC2-605CB 1U Heatsink: SNK-P0047PS	● 514-R400C ● 515-350 ● 514-505 ● 515-505 ● 515-R407 ● 113MFAC2-605CB ● 113MFAC2-R606CB ● 813MFTQC-R407CB ● 813MFTQC-350CB 1U Heatsink:SNK-P0057PS (CPU1) 1U Heatsink:SNK-P0047PS (CPU1)	● SC813MFTQ-441CB ● SC813MFTQ-R400CB ● SC813MFTQ-R606CB 1U Heatsink: SNK-P0047PS	● SC813MFTQ-441CB ● SC813MFTQ-R400CB ● SC813MFTQ-R606CB 1U Heatsink: SNK-P0047PS
2U	● SC213A-R740LPB ● SC823TQ-653LPB ● SC825TQ-R720LPB ● SC826BAC4-R920LPB ● SC216BAC-R920LPB ● SC826BE1C-R920LPB ● SC216BE1C-R920LPB 2U Heatsink: SNK-P0048AP4	● 825TQC-R740LPB ● 825MTQ-R700LPB ● 213LT-600LPB ● 823TQ-653LPB	● SC823TQ-653LPB ● SC825TQ-R720LPB ● SC825TQ-563LPB ● SC826TQ-R500LPB ● SC213LT-600LPB 2U Heatsink: SNK-P0048AP4	● SC823TQ-653LPB ● SC825TQ-600LPB ● SC825TQ-563LPB ● SC826TQ-R500LPB ● SC213LT-600LPB 2U Heatsink: SNK-P0048AP4
3U/ Mid-Tower	● SC836BE1C-R1K03B ● SC836TQ-R500B ● SC833T-653B ● SC732i-500B 2U Heatsink: SNK-P0048AP4	● 833T-653B ● 731i-300B	● SC836BE1C-R1K03B ● SC833T-653B ● SC836TQ-R500B ● SC732i-500B ● SC732D4F-903B 2U Heatsink: SNK-P0048AP4	● SC833T-653B ● SC836TQ-R500B ● SC732i-500B ● SC732D4F-903B 2U Heatsink: SNK-P0048AP4
4U/ Tower	● SC846BE1C-R1K28B ● SC847BE1C-R1K28LPB ● SC842TQ-865B ● SC842TQ-665B ● SC743T-665B 2U Heatsink: SNK-P0048AP4	4U Heatsink: SNK-P0050AP4 (CPU1)	● SC842TQ-865B ● SC842TQ-665B ● SC842i-500B ● SC743T-665B 2U Heatsink: SNK-P0048AP4	● SC842TQ-865B ● SC842TQ-665B ● SC842i-500B ● SC743T-665B 2U Heatsink: SNK-P0048AP4

Note - When ordering please select the Revision M version of your chassis to optimally support Supermicro serverboards with the Intel® Xeon® processor E5 family.
● Most Optimized Chassis for SuperServer Configuration
* Heatsinks & Riser Cards sold separately
† HDD controller card is needed and enterprise level SAS & SATA HDDs are only recommended.

MODEL	X10SRG-F	X10SRW-F	X10SLH-F	X10SLM+-LN4F
	Intel® C612 Chipset	*Intel® C612 Chipset*	*VHD Support 7 Years Life*	*Virtualization Optimized*
				
Processor†	Intel® Xeon® Processor E5-2600/E5-1600 v4 (Broadwell) / v3 (Haswell) product family supported; CPU TDP support up to 145W	Intel® Xeon® Processor E5-2600/E5-1600 v4 (Broadwell) / v3 (Haswell) product family supported; CPU TDP support up to 145W	Intel® Xeon® processor E3-1200 v4/ v3 series, Intel® 4th Generation Core™ i3 series, Intel® Pentium®, Celeron®; Socket LGA 1150 supported	Intel® Xeon® processor E3-1200 v4/ v3 series, Intel® 4th Generation Core™ i3 series, Intel® Pentium®, Celeron®; Socket LGA 1150 supported
Chipset	Intel® C612 Chipset	Intel® C612 Chipset	Intel® C226 Chipset	Intel® C224 Chipset
Form Factor	Proprietary 7.71" x 16.64"	Proprietary 8" x 13"	Micro-ATX 9.6" x 9.6"	Micro-ATX 9.6" x 9.6"
Memory Capacity & Slots*	Up to 1TB ECC 3DS LRDIMM or RDIMM DDR4-2400MHz in 8 DIMM slots	Up to 1TB ECC 3DS LRDIMM or RDIMM DDR4-2400MHz in 8 DIMM slots	Up to 32GB Unbuffered ECC, DDR3-1600MHz in 4 DIMM slots	Up to 32GB Unbuffered ECC, DDR3-1600MHz in 4 DIMM slots
Expansion Slots	2 PCI-E 3.0 x16 1 PCI-E 3.0 x8 (in x16 slot)	1 PCI-E 3.0 x32 (in WIO slot) 1 PCI-E 3.0 x8 (in x16 slot)	1 PCI-E 3.0 x8 (in x16 slot), 1 PCI-E 3.0 x8, 1 PCI-E 2.0 x4 (in x8 slot)	1 PCI-E 3.0 x16, 1 PCI-E 2.0 x2 (in x8 slot)
Onboard RAID Controller	Intel® C612 controller for 10 SATA3 (6 Gbps) ports; RAID 0,1,5,10	Intel® C612 controller for 10 SATA3 (6 Gbps) ports; RAID 0,1,5,10	Intel® C226 controller for 6 SATA3 (6Gbps) ports; 0,1,5,10	Intel® C224 controller for 4 SATA3 (6Gbps) ports; 0,1,5,10 Intel® C224 controller for 2 SATA2 (3Gbps) ports; 0,1
Onboard LAN	Dual LAN with Intel® i350 Gigabit Ethernet Controllers	Dual LAN with Intel® Ethernet Controller i350-AM2	Dual LAN with Intel® Ethernet Controller i210AT	Quad LAN with Intel® Ethernet Controller i210AT
Onboard VGA	AST2400 VGA	AST2400 VGA	1 VGA, 1 Aspeed AS2400 BMC	1 VGA, 1 Aspeed AS2400 BMC
USB Ports	4 USB 3.0 ports (2 rear + 1 via header + 1 Type A) 6 USB 2.0 ports (6 via headers)	4 USB 3.0 ports (2 rear + 1 via header + 1 Type A); 8 USB 2.0 ports (2 rear + 6 via headers)	4 USB 3.0 ports (2 rear + 1 via header + 1 Type A); 6 USB 2.0 ports (2 rear + 4 via headers)	4 USB 3.0 ports (2 rear + 1 via header + 1 Type A); 6 USB 2.0 ports (4 rear + 2 via headers)
Other Onboard I/O Devices	2 ports SuperDOM 1 fast UART 16550 serial PS/2 mouse and keyboard TPM module header 1 COM port (1 rear) 1 eUSB header	2 ports SuperDOM 2 fast UART 16550 serial TPM module header 2 COM Ports (1 rear, 1 header) 1 eUSB header	1 SATA DOM power connector 1 fast UART 16550 serial COM port headers (1 rear 1 header); 2 Total COM Ports; TPM onboard Header	1 SATA DOM power connector 1 fast UART 16550 serial COM port headers (1 rear 1 header); 2 Total COM ports; TPM onboard header
Manageability	IPMI 2.0 + KVM with dedicated LAN, Intel® Node Manager, NMI SPM, SUM, SSM, SuperDoctor® 5, Watchdog	Redfish 1.0 + IPMI 2.0 + KVM with dedicated LAN, Intel® Node Manager, NMI, SPM, SUM, SSM, SuperDoctor® 5, Watchdog	IPMI 2.0 + KVM with dedicated LAN, Intel® Node Manager, NMI SPM, SUM, SSM, SuperDoctor® 5, Watchdog	IPMI 2.0 + KVM with dedicated LAN, Intel® Node Manager, NMI SPM, SUM, SSM, SuperDoctor® 5, Watchdog
PC Health Monitoring	+12V, +3.3V, +5V, +5V Standby, 8 -fan status, Chassis intrusion header, Monitors CPU voltages, Supports system management utility	+12V, +3.3V, +5V, +5V Standby, 6 -fan status, Chassis intrusion header, Monitors CPU voltages, Supports system management utility	Monitors CPU voltages, +12V, +3.3V, +5V, +5V Standby and total of 5 4-pin fan headers with tachometer monitoring, supports system management utility, chassis intrusion header	Monitors CPU voltages, +1.8V, +12V, +3.3V, +5V, +5V Standby and total of 5 4-pin fan headers with tachometer monitoring, supports system management utility, chassis intrusion header
Thermal Control	7 4-pin, Fan speed control, Overheat LED indication, PWM fan speed control, System level control, Thermal control tachometer fan connectors	6 4-pin, Fan speed control, Overheat LED indication, PWM fan speed control, System level control	Overheat LED indication, fan speed control, 5x 4-pin fan headers with tachometer monitoring	Overheat LED indication, fan speed control, 5x 4-pin fan headers with tachometer monitoring
Other Features	ACPI power management, Control of power-on for recovery from AC power loss, CPU thermal trip support for processor protection, Node Manager Support, SDDC, UID, WOL	ACPI power management, Control of power-on for recovery from AC power loss, CPU thermal trip support for processor protection, Intel® Smart Response Technology, Node Manager Support, SDDC, UID, WOL	ACPI power management, control of power-on mode for recovery from AC power loss, TM1 & CPU thermal trip support for processor protection. Node Manager support	ACPI power management, control of power-on mode for recovery from AC power loss, TM1 & CPU thermal trip support for processor protection. Node Manager support
BIOS	AMI UEFI	AMI UEFI	UEFI 128Mb	UEFI 128Mb

† *Supermicro chassis required for optimal functionality and performance*

* *Please check with your Supermicro sales representative and website for compatibility and configuration details*

SC512F-441B
1U short-depth rackmount chassis

- 440W Platinum Level high-efficiency power supply
- 2x 3.5" internal HDDs (optional)
- 1x slim DVD-ROM drive (optional)
- 2x counter-rotating fans
- 1x I/O expansion slot
- 2x front USB ports

SC514-R400W
Short-Depth Resource Optimized Chassis

- 400W Redundant Gold Level power supplies
- 2x 2.5" Internal Drive Bays
- 2x Full-height and 1x Low-profile AOC expansion slot
- 4x 40x56mm high-efficiency fans (2x more optional; 6x fans maximum)

SC833T-653B
High Efficiency Power Cost Effective 3U Chassis Optimized for Dual-Processor Motherboards

- 650W Gold Level high Efficiency power supplies
- 8x 3.5" SAS/SATA Hot-swap Drive Bays
- 1x 3.5" drive bay and 1x optional slim DVD-ROM drive
- 6x full-height, full-length expansion slot
- 100% cooling redundancy
- Adjustable air shroud design

SC825TQ-R500WB
Flexible, efficient 2U chassis

- 500W Redundant Platinum Level high-efficiency power supplies
- 8x 3.5" hot-swap SAS/SATA drive bays
- 3x 8cm hot-swap PWM cooling fans
- 1x slim DVD-ROM drive (optional)
- 2 USB 2.0 port (optional)

Chassis \ MB	X10SRG-F	X10SRW-F	X10SLH-F	X10SLM+-LN4F
1U	● SC118GTQ-1K43B ● SC818GTQ-1K43B 1U Heatsink: SNK-P0047PS	● SC116TQ-R700WB ● SC116AC-R700WB ● SC113TQ-R700WB ● SC113TQ-600WB ● SC815TQ-600WB ● SC815TQ-R706WB 1U Heatsink: SNK-P0047PS ● SC514-R400W 1 U Heatsink: SNK-P0047PS	● SC813MTQ-441CB ● SC813MTQ-350CB ● SC813MTQ-R400CB ● SC512F-441B ● SC512F-350B ● SC811TQ-441B ● SC113MTQ-330CB ● SC113MTQ-R400CB 1U Heatsink: SNK-P0046P	● SC813MTQ-441CB ● SC813MTQ-350CB ● SC813MTQ-R400CB ● SC512F-441B ● SC512F-350B ● SC811TQ-441B ● SC113MTQ-330CB ● SC113MTQ-R400CB 1U Heatsink: SNK-P0046P
2U		● SC213A-R740WB ● SC216BA-R920WB ● SC825TQ-R740WB ● SC825TQ-R500WB ● SC826BA-R920WB 2U Heatsink: SNK-P0048PS	SC823TQ-653LPB SC825MTQ-R700LPB SC213LT-600LPB SC213LT-563LPB 2U Heatsink: SNK-P0046A4	SC823TQ-653LPB SC825MTQ-R700LPB SC213LT-600LPB SC213LT-563LPB 2U Heatsink: SNK-P0046A4
3U/ Mid-Tower			SC833T-653B ● SC731i-300B ● SC733TQ-500B/665B ● SC732D4-500B/865B/903B SC732D2-500B/865B/903B SC732I-500B/865B SC731D-300B SC732i-500B SC731i-300B 2U Heatsink: SNK-P0046A4	SC833T-653B ● SC731i-300B ● SC733TQ-500B/665B ● SC732D4-500B/865B/903B SC732D2-500B/865B/903B SC732I-865B SC732i-500B SC731i-300B 2U Heatsink: SNK-P0046A4
4U/ Tower			SC842TQ-865B SC842TQ-665B SC842i-500B SC743TQ-865B-SQ SC745TQ-R920B SC745TQ-920B 2U Heatsink: SNK-P0046A4	SC842TQ-865B SC842TQ-665B SC842i-500B SC743TQ-865B-SQ SC745TQ-R920B SC745TQ-920B 2U Heatsink: SNK-P0046A4

Note - When ordering please select the Revision M version of your chassis to optimally support Supermicro serverboards with the Intel® Xeon® processor E5 family.
● Most Optimized Chassis for SuperServer Configuration
* Heatsinks & Riser Cards sold separately
† HDD controller card is needed and enterprise level SAS & SATA HDDs are only recommended.

MODEL	X10SLM+-F	X10SLM-F	X10SLL+-F	X10SLL-F
	S3 Mode Support DCO Power Saving Virtualization Optimized	GLOBAL SKU	*S3 Mode Support DCO Power Saving Virtualization Optimized*	GLOBAL SKU
				
Processor†	Intel® Xeon® processor E3-1200 v4/ v3 series, Intel® 4th Generation Core™ i3 series, Intel® Pentium®, Celeron®; Socket LGA 1150 supported; 6 Layers	Intel® Xeon® processor E3-1200 v4/ v3 series; Intel® 4th Generation Core™ i3 series; Intel® Celeron®; Intel® Pentium®; Socket LGA 1150 supported	Intel® Xeon® processor E3-1200 v4/ v3 series, Intel® 4th Generation Core™ i3 series, Intel® Pentium®, Celeron®; Socket LGA 1150 supported; 6 Layers	Intel® Xeon® processor E3-1200 v4/ v3 series; Intel® 4th Generation Core™ i3 series; Intel® Celeron®; Intel® Pentium®; Socket LGA 1150 supported
Chipset	Intel® C224 Chipset	Intel® C224 Chipset	Intel® C222 Chipset	Intel® C222 Chipset
Form Factor	Micro-ATX 9.6" x 9.6"	Micro-ATX 9.6" x 9.6"	Micro-ATX 9.6" x 9.6"	Micro-ATX 9.6" x 9.6"
Memory Capacity & Slots*	Up to 32GB Unbuffered ECC, DDR3-1600MHz in 4 DIMM slots	Up to 32GB Unbuffered ECC, DDR3-1600MHz in 4 DIMM slots	Up to 32GB Unbuffered ECC, DDR3-1600MHz in 4 DIMM slots	Up to 32GB Unbuffered ECC, DDR3-1600MHz in 4 DIMM slots
Expansion Slots	1 PCI-E 3.0 x8 (in x16 slot), 1 PCI-E 3.0 x8, 1 PCI-E 2.0 x4 (in x8 slot)	1 PCI-E 3.0 x8 (in x16 slot), 1 PCI-E 3.0 x8, 1 PCI-E 2.0 x4 (in x8 slot)	1 PCI-E 3.0 x8 (in x16 slot), 1 PCI-E 3.0 x8, 1 PCI-E 2.0 x4 (in x8 slot)	1 PCI-E 3.0 x8 (in x16 slot), 1 PCI-E 3.0 x8, 1 PCI-E 2.0 x4 (in x8 slot)
Onboard RAID Controller	Intel® C224 controller for 4 SATA2 (3Gbps) ports; RAID 0,1,5,10	Intel® C224 controller for 4 SATA3 (6Gbps) ports; RAID 0,1,5,10 Intel® C224 controller for 2 SATA2 (3Gbps) ports; RAID 0,1	Intel® C222 controller for 2 SATA3 (6Gbps) ports; RAID 0,1;	Intel® C222 controller for 2 SATA3 (6Gbps) ports; RAID 0,1 Intel® C222 controller for 4 SATA2 (3Gbps) ports; RAID 0,1,5,10
Onboard LAN	Dual LAN with Intel® Ethernet Controller i210AT;	Dual LAN with Intel® Ethernet Controllers (i210AT & i217LM)	Dual LAN with Intel® Ethernet Controller i210AT	Dual LAN with Intel® Ethernet Controllers (i210AT & i217LM)
Onboard VGA	1 VGA, 1 Aspeed AS2400 BMC	1 VGA, 1 Aspeed AS2400 BMC	1 VGA, 1 Aspeed AS2400 BMC	1 VGA, 1 Aspeed AS2400 BMC
USB Ports	2 USB 3.0 ports (1 via header + 1 Type A); 6 USB 2.0 ports (4 rear + 2 via headers)	4 USB 3.0 ports (3 via header + 1 Type A); 6 USB 2.0 ports (4 rear + 2 via headers)	2 USB 3.0 ports (1 via header + 1 Type A); 6 USB 2.0 ports (4 rear + 2 via headers)	2 USB 3.0 ports (1 via header + 1 Type A); 6 USB 2.0 ports (4 rear + 2 via headers)
Other Onboard I/O Devices	1 SATA DOM power connector 1 fast UART 16550 serial COM port headers (1 rear 1 header); 2 Total COM Ports; TPM onboard Header	1 SATA DOM power connector 1 fast UART 16550 serial COM port headers (1 rear 1 header); 2 Total COM ports; TPM onboard header	1 SATA DOM power connector 1 fast UART 16550 serial COM port headers (1 rear 1 header); 2 Total COM Ports; TPM onboard Header	1 SATA DOM power connector 1 fast UART 16550 serial COM port headers (1 rear 1 header); 2 Total COM Ports; TPM onboard Header
Manageability	IPMI 2.0 + KVM with dedicated LAN, Intel® Node Manager, NMI SPM, SUM, SSM, SuperDoctor® 5, Watchdog	IPMI 2.0 + KVM with dedicated LAN, Intel® Node Manager, NMI SPM, SUM, SSM, SuperDoctor® 5, Watchdog	IPMI 2.0 + KVM with dedicated LAN, Intel® Node Manager, NMI SPM, SUM, SSM, SuperDoctor® 5, Watchdog	IPMI 2.0 + KVM with dedicated LAN, Intel® Node Manager, NMI SPM, SUM, SSM, SuperDoctor® 5, Watchdog
PC Health Monitoring	Monitors CPU voltages, +12V, +3.3V, +5V, +5V Standby and total of 5 4-pin fan headers with tachometer monitoring, supports system management utility, chassis intrusion header	Monitors CPU voltages, +12V, +3.3V, +5V, +5V Standby and total of 5 4-pin fan headers with tachometer monitoring, supports system management utility, chassis intrusion header	Monitors CPU voltages, +12V, +3.3V, +5V, +5V Standby and total of 5 4-pin fan headers with tachometer monitoring, supports system management utility, chassis intrusion header	Monitors CPU voltages, +12V, +3.3V, +5V, +5V Standby and total of 5 4-pin fan headers with tachometer monitoring, supports system management utility, chassis intrusion header
Thermal Control	Overheat LED indication, fan speed control, 5x 4-pin fan headers with tachometer monitoring	Overheat LED indication, fan speed control, 5x 4-pin fan headers with tachometer monitoring	Overheat LED indication, fan speed control, 5x 4-pin fan headers with tachometer monitoring	Overheat LED indication, fan speed control, 5x 4-pin fan headers with tachometer monitoring
Other Features	ACPI power management, control of power-on mode for recovery from AC power loss, TM1 & CPU thermal trip support for processor protection. Node Manager support	ACPI power management, control of power-on mode for recovery from AC power loss, TM1 & CPU thermal trip support for processor protection. Node Manager support	ACPI power management, control of power-on mode for recovery from AC power loss, TM1 & CPU thermal trip support for processor protection. Node Manager support	ACPI power management, control of power-on mode for recovery from AC power loss, TM1 & CPU thermal trip support for processor protection. Node Manager support
BIOS	UEFI 128Mb	UEFI 128Mb	UEFI 128Mb	UEFI 128Mb

† *Supermicro chassis required for optimal functionality and performance*
* *Please check "Tested Memory List" on Supermicro website for compatibility*

Optimized Chassis and Accessories

SC113MTQ-R400CB

- 1U short-depth 2.5” HDD chassis with compact size 19.98” depth redundant power supplies
- 8x 2.5” SAS2 (6Gbps)/SATA hot-swap drive bays
- Redundant 400W Gold Level power supply
- Supports Micro-ATX & ATX motherboards
- Optimized for X9SCL, X9SCM, H8SCM
- 4x 40x28mm high performance cooling fans
- 1 full-height expansion slot

SC823TQ-653LPB

Cost-effective high reliability chassis

- 650W Gold Level high-efficiency power supply
- 6x 3.5" Hot-swap SAS/SATA drive bays
- 1x 5.25" peripheral drive bay
- 1x slim DVD-ROM drive (optional)
- 4x 80mm 6300 RPM Fans
- 7x low-profile, full-length I/O expansion slots
- Power Switch & 6 LED Indicators

SC732D4-903B

Cost Effective Desktop, Embedded, Workstation Chassis (21dB)

- 900W Gold Level high efficiency power supply
- 4x 3.5" internal SAS/SATA HDD bays
- 90° rotatable HDD cage design, 4x 2.5" internal SAS/SATA HDD bays (optional)
- 2x 5.25" and 1x 3.5" peripheral drive bays
- 1x 12cm rear exhaust fan, 1x 12cm front cooling fan (optional)
- 7x full-height, full-length PCI expansion slots
- Front I/O ports: 2x audio (HD/AC97), 2x USB 3.0, 2x USB 2.0 ports

SC842TQ-665B

Embedded/IPC short-depth enclosure

- 665W high efficiency power supply
- 5x 3.5" HDD bays
- 3x 5.25" peripheral drive bays
- 1x slim DVD-ROM drive bay
- 7x full-height, full-length tool-less expansion slots
- Dual channel Air Duct design
- 2x front USB 2.0 ports & 1x COM port
- Front System fan with Removable Air Filter
- Power Switch, Reset Switch & 6x LED Indicators

MB Chassis	X10SLM+-F	X10SLM-F	X10SLL+-F	X10SLL-F
1U	● SC813MTQ-441CB ● SC813MTQ-350CB ● SC813MTQ-R400CB ● SC512F-441B ● SC512F-350B ● SC811TQ-441B ● SC113MTQ-330CB ● SC113MTQ-R400CB 1U Heatsink: SNK-P0046P	● SC813MTQ-441CB ● SC813MTQ-350CB ● SC813MTQ-R400CB ● SC512F-441B ● SC512F-350B ● SC811TQ-441B ● SC113MTQ-330CB ● SC113MTQ-R400CB 1U Heatsink: SNK-P0046P	● SC813MTQ-441CB ● SC813MTQ-350CB ● SC813MTQ-R400CB ● SC512F-441B ● SC512F-350B ● SC811TQ-441B ● SC113MTQ-330CB ● SC113MTQ-R400CB 1U Heatsink: SNK-P0046P	● SC813MTQ-441CB ● SC813MTQ-350CB ● SC813MTQ-R400CB ● SC512F-441B ● SC512F-350B ● SC811TQ-441B ● SC113MTQ-330CB ● SC113MTQ-R400CB 1U Heatsink: SNK-P0046P
2U	SC823TQ-653LPB SC825MTQ-R700LPB SC213LT-600LPB SC213LT-563LPB 2U Heatsink: SNK-P0046A4	SC823TQ-653LPB SC825MTQ-R700LPB SC213LT-600LPB SC213LT-563LPB 2U Heatsink: SNK-P0046A4	SC823TQ-653LPB SC825MTQ-R700LPB SC213LT-600LPB SC213LT-563LPB 2U Heatsink: SNK-P0046A4	SC823TQ-653LPB SC825MTQ-R700LPB SC213LT-600LPB SC213LT-563LPB 2U Heatsink: SNK-P0046A4
3U/ Mid-Tower	SC833T-653B ● SC731i-300B ● SC733TQ-500B/665B ● SC732D4-500B/865B/903B SC732D2-500B/865B/903B SC732I-865B SC732i-500B SC731i-300B 2U Heatsink: SNK-P0046A4	SC833T-653B ● SC731i-300B ● SC733TQ-500B/665B ● SC732D4-500B/865B/903B SC732D2-500B/865B/903B SC732I-865B SC732i-500B SC731i-300B 2U Heatsink: SNK-P0046A4	SC833T-653B ● SC731i-300B ● SC733TQ-500B/665B ● SC732D4-500B/865B/903B SC732D2-500B/865B/903B SC732I-865B SC732i-500B SC731i-300B 2U Heatsink: SNK-P0046A4	SC833T-653B ● SC731i-300B ● SC733TQ-500B/665B ● SC732D4-500B/865B/903B SC732D2-500B/865B/903B SC732I-865B SC732i-500B SC731i-300B 2U Heatsink: SNK-P0046A4
4U/ Tower	SC842TQ-865B SC842TQ-665B SC842i-500B SC743TQ-865B-SQ SC745TQ-R920B SC745TQ-920B 2U Heatsink: SNK-P0046A4	SC842TQ-865B SC842TQ-665B SC842i-500B SC743TQ-865B-SQ SC745TQ-R920B SC745TQ-920B 2U Heatsink: SNK-P0046A4	SC842TQ-865B SC842TQ-665B SC842i-500B SC743TQ-865B-SQ SC745TQ-R920B SC745TQ-920B 2U Heatsink: SNK-P0046A4	SC842TQ-865B SC842TQ-665B SC842i-500B SC743TQ-865B-SQ SC745TQ-R920B SC745TQ-920B 2U Heatsink: SNK-P0046A4

Note - When ordering please select the Revision M version of your chassis to optimally support Supermicro serverboards with the Intel® Xeon® processor E5 family.
● Most Optimized Chassis for SuperServer Configuration
* Heatsinks & Riser Cards sold separately
† HDD controller card is needed and enterprise level SAS & SATA HDDs are only recommended.

MODEL	X10SLL-S	X10SLL-SF	X10SLA-F	X10SL7-F
	Cost Optimized	*Cost Optimized*	*5 PCI 5V Slots*	*LSI® 2308 8 SAS 6Gbps Ports*
				
Processor†	Intel® Xeon® processor E3-1200 v4/v3 series; Intel® 4th Generation Core™ i3 series; Intel® Celeron®; Intel® Pentium®; Socket LGA 1150 supported	Intel® Xeon® processor E3-1200 v4/v3 series; Intel® 4th Generation Core™ i3 series; Intel® Celeron®; Intel® Pentium®; Socket LGA 1150 supported	Intel® Xeon® processor E3-1200 v4/ v3 series, Intel® 4th Generation Core™ i3 series, Intel® Pentium®, Celeron®; Socket LGA 1150 supported	Intel® Xeon® processor E3-1200 v4/v3 series; Intel® 4th Generation Core™ i3 series; Intel® Celeron®; Intel® Pentium®; Socket LGA 1150 supported
Chipset	Intel® C222 Chipset	Intel® C222 Chipset	Intel® C222 Chipset	Intel® C222 Chipset
Form Factor	Micro-ATX 9.6" x 9.6"	Micro-ATX 9.6" x 9.6"	ATX 12" x 9.6"	Micro-ATX 9.6" x 9.6"
Memory Capacity & Slots*	Up to 16GB Unbuffered ECC, DDR3-1600MHz in 2 DIMM slots	Up to 16GB Unbuffered ECC, DDR3-1600MHz in 2 DIMM slots	Up to 32GB Unbuffered ECC, DDR3-1600MHz in 4 DIMM slots	Up to 32GB Unbuffered ECC, DDR3-1600MHz in 4 DIMM slots
Expansion Slots	1 PCI-E 3.0 x8 (in x16 slot), 1 PCI-E 3.0 x8	1 PCI-E 3.0 x8 (in x16 slot), 1 PCI-E 3.0 x8	1 PCI-E 3.0 x16, 1 PCI-E 2.0 x4 (in x8 slot), 5 - 5V PCI 32-bit	1 PCI-E 3.0 x8 (in x16 slot), 1 PCI-E 2.0 x4 (in x8 slot)
Onboard RAID Controller	Intel® C222 controller for 2 SATA3 (6Gbps) ports; 0,1 Intel® C222 controller for 2 SATA2 (3Gbps) ports; 0,1,5,10	Intel® C222 controller for 2 SATA3 (6Gbps) ports; 0,1 Intel® C222 controller for 2 SATA2 (3Gbps) ports; 0,1,5,10	Intel® C222 controller for 2 SATA3 (6Gbps) ports; 0,1 Intel® C222 controller for 4 SATA2 (3Gbps) ports; 0,1,5,10	Intel® C222 controller for 2 SATA3 (6Gbps) ports; 0,1; Intel® C222 controller for 4 SATA2 (3Gbps) ports; 0,1,5,10; LSI® 2308 controller for 8 SAS2 (6Gbps) ports; 0,1,10
Onboard LAN	Dual LAN with Intel® Ethernet Controllers (i210AT & i217LM)	Dual LAN with Intel® Ethernet Controllers (i210AT & i217LM)	Dual LAN with Intel® Ethernet Controller i210AT	Dual LAN with Intel® Ethernet Controller i210AT
Onboard VGA	1 VGA 1 Aspeed AST1400	1 VGA 1 Aspeed AST2400	1 VGA, 1 Aspeed AS2400 BMC	1 VGA, 1 Aspeed AS2400 BMC
USB Ports	4 USB 2.0 ports (2 rear + 2 via headers)	4 USB 2.0 ports (2 rear + 2 via headers)	2 USB 3.0 ports (1 via header + 1 Type A); 6 USB 2.0 ports (4 rear + 2 via headers)	2 USB 3.0 ports (1 via header + 1 Type A); 6 USB 2.0 ports (4 rear + 2 via headers)
Other Onboard I/O Devices	1 SATA DOM power connector TPM onboard Header	1 SATA DOM power connector TPM onboard Header	1 SATA DOM power connector 1 fast UART 16550 serial COM port headers (1 rear 1 header); 2 Total COM ports; TPM onboard header	1 SATA DOM power connector 1 fast UART 16550 serial COM port headers (1 rear 1 header); 2 Total COM ports; TPM onboard header
Manageability	SPM, SUM, SSM, SuperDoctor® 5, Watchdog	IPMI 2.0 + KVM with shared LAN, SPM, SUM, SSM, SuperDoctor® 5, Watchdog	Redfish 1.0 + IPMI 2.0 + KVM with dedicated LAN, Intel® Node Manager, NMI, SPM, SUM, SSM, SuperDoctor® 5, Watchdog	IPMI 2.0 + KVM with dedicated LAN, Intel® Node Manager, NMI SPM, SUM, SSM, SuperDoctor® 5, Watchdog
PC Health Monitoring	Monitors CPU voltages, +1.8V, +12V, +3.3V, +5V, +5V Standby and total of 5 4-pin fan headers with tachometer monitoring, supports system management utility, chassis intrusion header	Monitors CPU voltages, +1.8V, +12V, +3.3V, +5V, +5V Standby and total of 5 4-pin fan headers with tachometer monitoring, supports system management utility, chassis intrusion header	Monitors CPU voltages, +1.8V, +12V, +3.3V, +5V, +5V Standby and total of 5 4-pin fan headers with tachometer monitoring, supports system management utility, chassis intrusion header	Monitors CPU voltages, +12V, +3.3V, +5V, +5V Standby and total of 5 4-pin fan headers with tachometer monitoring, supports system management utility, chassis intrusion header
Thermal Control	Overheat LED indication, fan speed control, 5x 4-pin fan headers with tachometer monitoring	Overheat LED indication, fan speed control, 5x 4-pin fan headers with tachometer monitoring	Overheat LED indication, fan speed control, 5x 4-pin fan headers with tachometer monitoring	Overheat LED indication, fan speed control, 5x 4-pin fan headers with tachometer monitoring
Other Features	ACPI power management, control of power-on mode for recovery from AC power loss, TM1 & CPU thermal trip support for processor protection. Node Manager support	ACPI power management, control of power-on mode for recovery from AC power loss, TM1 & CPU thermal trip support for processor protection. Node Manager support	ACPI power management, control of power-on mode for recovery from AC power loss, TM1 & CPU thermal trip support for processor protection. Node Manager support	ACPI power management, control of power-on mode for recovery from AC power loss, TM1 & CPU thermal trip support for processor protection. Node Manager support
BIOS	UEFI 128Mb	UEFI 128Mb	UEFI 128Mb	UEFI 128Mb

† *Supermicro chassis required for optimal functionality and performance*
* *Please check "Tested Memory List" on Supermicro website for compatibility*

SC813MTQ-R400CB

- 1U short-depth 2.5" HDD chassis with compact size 19.85" depth redundant power supplies
- 4x 2.5" SAS2 (6Gbps)/SATA hot-swap drive bays
- (1+1) redundant 400W Gold Level power supply
- Supports Micro-ATX & ATX motherboards
- Optimized for X9SCL, X9SCM, H8SCM
- 4x 40x28mm high performance cooling fans
- 1 full-height expansion slot

825MTQ-R700LPB

Cost-effective high reliability chassis

- 700W Redundant Power Supply
- 3x 3.5" Hot-swap Drive Bays
- 1x Slim DVD-ROM Drive
- 4x 4cm Counter-Rotating Fans
- 7x Low-profile Expansion Slots
- 1x Serial, 2x USB Front Access I/O
- Power Switch & 6 LED Indicators

SC512F-441B

1U short-depth rackmount chassis

- 440W Platinum Level high-efficiency power supply
- 2x 3.5" internal HDDs (optional)
- 1x slim DVD-ROM drive (optional)
- 2x counter-rotating fans
- 1x I/O expansion slot
- 2x front USB ports

New!

SC836BE1C/E2C-R1K03B

3U chassis with 100% cooling redundancy

- 16x 3.5" hot-swap SAS/SATA drive bays with SES-II, optional 2x 2.5"HDD
- Redundant 1000W Titanium Level (96%+)power supplies w/ PMBus
- Single/Dual SAS3 (12 Gbps) expander w/ MiniSAS HD connector
- 3x 8cm hot-swap 4-pin PWM fans and 2x 8cm rear-exhaust 4-pin PWM fans
- 7x low-profile expansion slots

MB Chassis	X10SLL-S	X10SLL-SF	X10SLA-F	X10SL7-F
1U				SC813MTQ-441CB SC813MTQ-350CB SC813MTQ-R400CB SC512F-441B SC512F-350B SC811TQ-441B ● SC113MTQ-330CB ● SC113MTQ-R400CB 1U Heatsink: SNK-P0046P
2U	SC823TQ-653LPB SC213LT-600LPB SC213LT-563LPB 2U Heatsink: SNK-P0046A4	SC823TQ-653LPB SC213LT-600LPB SC213LT-563LPB 2U Heatsink: SNK-P0046A4	SC823TQ-653LPB SC825MTQ-R700LPB SC213LT-600LPB SC213LT-563LPB 2U Heatsink: SNK-P0046A4	SC823TQ-653LPB SC825MTQ-R700LPB SC213LT-600LPB SC213LT-563LPB 2U Heatsink: SNK-P0046A4
3U/ Mid-Tower	SC833T-653B ● SC731i-300B ● SC733TQ-500B/665B ● SC732D4-500B/865B/903B SC732D2-500B/865B/903B SC732I-865B SC732i-500B SC731i-300B 2U Heatsink: SNK-P0046A4	SC833T-653B ● SC731i-300B ● SC733TQ-500B/665B ● SC732D4-500B/865B/903B SC732D2-500B/865B/903B SC732I-865B SC732i-500B SC731i-300B 2U Heatsink: SNK-P0046A4	● SC733TQ-500B/665B ● SC732D4-500B/865B/903B SC732D2-500B/865B/903B SC732I-865B ● SC732i-500B* SC836BE1C-R1K03B 2U Heatsink: SNK-P0046A4	SC833T-653B SC835TQ-R920B ● SC731i-300B ● SC733TQ-500B ● SC732D4-500B/865B/903B SC732D2-500B/865B/903B SC732I-865B ● SC732i-500B ● SC731i-300B 2U Heatsink: SNK-P0046A4
4U/ Tower	SC842TQ-865B SC842TQ-665B SC842i-500B SC743TQ-865B-SQ SC745TQ-R920B SC745TQ-920B 2U Heatsink: SNK-P0046A4	SC842TQ-865B SC842TQ-665B SC842i-500B SC743TQ-865B-SQ SC745TQ-R920B SC745TQ-920B 2U Heatsink: SNK-P0046A4	SC842TQ-865B SC842TQ-665B SC842i-500B SC743TQ-865B-SQ SC745TQ-R920B SC745TQ-920B 2U Heatsink: SNK-P0046A4	SC842TQ-865B SC842TQ-665B SC842i-500B SC743TQ-865B-SQ SC745TQ-R920B SC745TQ-920B 2U Heatsink: SNK-P0046A4

Note - When ordering please select the Revision M version of your chassis to optimally support Supermicro serverboards with the Intel® Xeon® processor E5 family.
● Most Optimized Chassis for SuperServer Configuration
* Heatsinks & Riser Cards sold separately
† HDD controller card is needed and enterprise level SAS & SATA HDDs are only recommended.

MODEL	X9SRW-F	X9SRE X9SRE-F X9SRE-3F	X9SRi-F X9SRi X9SRi-3F	X9SRL X9SRL-F
Processor†	Single Intel® Xeon® processor E5-2600/E5-1600 v2 product family; Socket R (LGA 2011) supported; CPU TDP support up to 130W	Single Intel® Xeon® processor E5-2600/E5-1600 v2 product family; Socket R (LGA 2011) supported; CPU TDP support up to 130W	Single Intel® Xeon® processor E5-2600/E5-1600 v2 product family; Socket R (LGA 2011) supported; CPU TDP support up to 130W	Single Intel® Xeon® processor E5-2600/E5-1600 v2 product family; Socket R (LGA 2011) supported; CPU TDP support up to 130W
Chipset	Intel® C602 Chipset	Intel® C600 Chipset -F: C602 -3F: C606	Intel® C600 Chipset -F: C602 -3F: C606	Intel® C602 Chipset
Form Factor	Proprietary† WIO, 8.15"W x 13.05"H	ATX 12"W x 9.6"H	ATX 12"W x 9.6"H	ATX 12"W x 9.6"H
Memory Capacity & Slots*	Up to 512GB ECC LRDIMM, 256GB ECC RDIMM, or 64GB ECC/ non-ECC UDIMM; DDR3 up to 1866MHz, in 8 DIMM slots	Up to 512GB ECC LRDIMM, 256GB ECC RDIMM, or 64GB ECC/ non-ECC UDIMM; DDR3 up to 1866MHz, in 8 DIMM slots	Up to 512GB ECC LRDIMM, 256GB ECC RDIMM, or 64GB ECC/ non-ECC UDIMM; DDR3 up to 1866MHz, in 8 DIMM slots	Up to 512GB ECC LRDIMM, 256GB ECC RDIMM, or 64GB ECC/ non-ECC UDIMM; DDR3 up to 1866MHz, in 8 DIMM slots
Expansion Slots	2 PCI-E 3.0 x16 (in WIO), 1 PCI-E 3.0 x8 (in x16)	1 PCI-E 3.0 x16, 1 PCI-E 3.0 x8 (in x16), 1 PCI-E 2.0 x4 (in x16), 3 PCI-X 133/100	1 PCI-E 3.0 x16, 1 PCI-E 3.0 x8 (in x16), 1 PCI-E 2.0 x4 (in x16)	2 PCI-E 3.0 x8 (in x16), 2 PCI-E 3.0 x8 (in x8), 2 PCI-E 3.0 x4 (in x8), 1 PCI-E 2.0 x4 (in x8)
Onboard RAID Controller	Intel® C602 SCU controller for 4 SATA2 (3Gbps) ports; RAID 0,1,5,10 and Intel® C602 AHCI controller for 2 SATA3 (6Gbps) and 4 SATA2 (3Gbps) ports; RAID 0,1,5,10	-F: Intel® C602 SCU controller for 4 SATA2 (3Gbps) ports; RAID 0,1,5,10 and Intel® C602 AHCI controller for 2 SATA3 (6Gbps) and 4 SATA2 (3Gbps) ports; RAID 0,1,5,10 -3F: Intel® C606 SCU controller for 8 SAS/SATA (3Gbps) ports; RAID 0,1,5,10 and Intel® C606 AHCI controller for 2 SATA3 (6Gbps) and 4 SATA2 (3Gbps) ports; RAID 0,1,5,10	-F: Intel® C602 SCU controller for 4 SATA2 (3Gbps) ports; RAID 0,1,5,10 and Intel® C602 AHCI controller for 2 SATA3 (6Gbps) and 4 SATA2 (3Gbps) ports; RAID 0,1,5,10 -3F: Intel® C606 SCU controller for 8 SAS/SATA (3Gbps) ports; RAID 0,1,5,10 and Intel® C606 AHCI controller for 2 SATA3 (6Gbps) and 4 SATA2 (3Gbps) ports; RAID 0,1,5,10	Intel® C602 SCU controller for 4 SATA2 (3Gbps) ports; RAID 0,1,5,10 and Intel® C602 AHCI controller for 2 SATA3 (6Gbps) and 4 SATA2 (3Gbps) ports; RAID 0,1,5,10
Onboard LAN	Dual LAN with Intel® i350 Gigabit Ethernet Controller	Dual LAN with Intel® i350 Gigabit Ethernet Controller	Dual LAN with Intel® i350 Gigabit Ethernet Controller	Dual LAN with Dual Intel® 82574L Gigabit Ethernet Controller
Onboard VGA	BMC integrated Matrox G200eW	BMC integrated Matrox G200eW	BMC integrated Matrox G200eW	BMC integrated Matrox G200eW
USB Ports	8 USB 2.0 ports (4 rear + 4 via headers)	9 USB 2.0 ports (2 rear + 6 via headers + 1 Type A)	9 USB 2.0 ports (2 rear + 6 via headers + 1 Type A)	9 USB 2.0 ports (2 rear + 6 via headers + 1 Type A)
Other Onboard I/O Devices	1 SATA DOM power connector 1 fast UART 16550 serial COM port (1 rear, 1 header)	1 SATA DOM power connector 2 fast UART 16550 serial COM port (1 rear, 1 header) PS/2 mouse & keyboard conn.	1 SATA DOM power connector 2 fast UART 16550 serial COM port (1 rear, 1 header) PS/2 mouse & keyboard conn.	1 SATA DOM power connector 2 fast UART 16550 serial COM port (1 rear, 1 header)
Manageability	IPMI 2.0 + KVM with dedicated LAN, Watchdog, SSM, SUM, SuperDoctor® 5	IPMI 2.0 + KVM with dedicated LAN (F version), Watchdog, SSM, SUM, SuperDoctor® 5	IPMI 2.0 + KVM with dedicated LAN (F version), Watchdog, SSM, SUM, SuperDoctor® 5	IPMI 2.0 + KVM with dedicated LAN (F version), Watchdog, SSM, SUM, SuperDoctor® 5
PC Health Monitoring	Monitors CPU voltages, +3.3V, +5V, +12V & +5V standby and total of 5-fan status, supports system management utility, chassis intrusion header	Monitors CPU voltages, +3.3V, +5V, +12V & +5V standby and total of 5 4-pin fan headers with tachometer monitoring, supports system management utility, chassis intrusion header	Monitors CPU voltages, +3.3V, +5V, +12V & +5V standby and total of 5 4-pin fan headers with tachometer monitoring, supports system management utility, chassis intrusion header	Monitors CPU voltages, +3.3V, +5V, +12V & +5V standby and total of 5-fan status, supports system management utility, chassis intrusion header
Thermal Control	Overheat LED indication, fan speed control, 5x 4-pin fan headers with tachometer monitoring	Overheat LED indication, fan speed control, 5x 4-pin fan headers with tachometer monitoring	Overheat LED indication, fan speed control, 5x 4-pin fan headers with tachometer monitoring	Overheat LED indication, fan speed control, 5x 4-pin fan headers with tachometer monitoring
Other Features	ACPI power management, control of power-on mode for recovery from AC power loss, TM1 & CPU thermal trip support for processor protection. Node Manager support	ACPI power management, control of power-on mode for recovery from AC power loss, TM1 & CPU thermal trip support for processor protection. Node Manager support	ACPI power management, WOL, control of power-on for recovery from AC power loss, SDDC, TM2 & CPU thermal trip support for processor protection. Node Manager support	ACPI power management, WOL, control of power-on for recovery from AC power loss, SDDC, & CPU thermal trip support for processor protection. Node Manager support
BIOS	AMI UEFI	AMI UEFI	AMI UEFI	AMI UEFI

† Supermicro chassis required for optimal functionality and performance

** Please check with your Supermicro sales representative and website for compatibility and configuration details*

SC815TQ-R500WB
High performance, flexible chassis

- 500W Redundant high-efficiency Platinum Level (94%+) power supplies
- 4x 3.5" hot-swap SAS/SATA drive bays
- 1x slim DVD-ROM drive (optional)
- 3x 4cm counter-rotating PWM Fans
- 2x Full-height I/O expansion slots & 1x Low-profile I/O expansion slot
- Power Switch, Reset, UID Button & 5 LED Indicators

SC733TQ-665B
Mid-Tower & Workstation chassis support MB size - 12" x 13" E-ATX

- 665W Super Quiet (25dB), Bronze Level High-efficiency Power
- 4x 3.5" SAS / SATA hot-swap drive bays
- Support high end graphics cards
- 1x 9cm PWM Cooling fan; 1x 12cm PWM Exhaust fan
- 7x I/O expansion slots
- 2x Front USB 2.0 ports
- Power switch and 4 LED indicators
- Locking Bezel and Locking Side Panel

SC825TQ-R500WB
Flexible, efficient 2U chassis

- 500W Redundant Platinum Level high-efficiency power supplies
- 8x 3.5" hot-swap SAS/SATA drive bays
- 3x 8cm hot-swap PWM cooling fans
- 1x slim DVD-ROM drive (optional)
- 2 USB 2.0 port (optional)

SC823TQ-653LPB
High Efficiency Power Cost Effective 2U Chassis Optimized for Dual Processor Motherboards

- 650W Gold Level high-efficiency power supply
- 6x 3.5" hot-swap SAS/SATA drive bays
- 1x 5.25" peripheral drive bay
- 1x slim DVD-ROM drive (optional)
- 4x 80mm 6300 RPM Fans
- 7x low-profile, full-length I/O expansion slots
- Power switch & 6 LED indicators

Chassis \ MB	X9SRW-F	X9SRE X9SRE-F X9SRE-3F	X9SRi-F X9SRi X9SRi-3F	X9SRL X9SRL-F
1U	● SC815TQ-R500WB ● SC815TQ-600WB SC113TQ-600WB ● SC514-R400W 1U Heatsink: SNK-P0047PS		● SC813MTQ-441CB ● SC813MTQ-350CB ● SC813MTQ-R400CB ● SC512F-441B ● SC512F-350B ● SC811TQ-R441B ● SC113MTQ-330CB SC113MTQ-R400CB 1U Heatsink: SNK-P0047P	
2U	● SC825TQ-R500WB 2U Heatsink: SNK-P0048PS	● SC823TQ-653LPB ● SC826TQ-R500LPB ● SC826E16-R500LPB SC825TQ-R740LPB SC825TQ-R720LPB SC213A-R740LPB SC213LT-600LPB SC213LT-563LPB 2U Heatsink: SNK-P0048AP4	SC825TQ-R740LPB SC825TQ-R720LPB SC213A-R740LPB SC213LT-600LPB SC213LT-563LPB 2U Heatsink: SNK-P0048AP4	● SC823TQ-653LPB ● SC826TQ-R500LPB ● SC826E16-R500LPB SC825TQ-R740LPB SC825TQ-R720LPB SC213A-R740LPB SC213LT-600LPB SC213LT-563LPB 2U Heatsink: SNK-P0048AP4
3U/ Mid-Tower		● SC836TQ-R500B ● SC836E16-R500B SC835TQ-R920B 2U Heatsink: SNK-P0048AP4 SC732i-500B SC733TQ-500B 4U Heatsink: SNK-P0050AP4	SC835TQ-R920B SC836BA-R920B SC836E16-R1200B SC836E26-R1200B 2U Heatsink: SNK-P0048AP4 SC732i-500B SC733TQ-500B 4U Heatsink: SNK-P0050AP4	● SC836TQ-R500B ● SC836E16-R500B SC835TQ-R920B 2U Heatsink: SNK-P0048AP4 SC732i-500B SC733TQ-500B 4U Heatsink: SNK-P0050AP4
4U/ Tower		● SC842TQ-665B SC842i-500B SC842TQ-865B SC743TQ-1200B-SQ SC743TQ-865B-SQ SC745TQ-R1200B SC745TQ-R920B 4U Heatsink: SNK-P0050AP4	SC842TQ-865B SC842TQ-665B SC842i-500B SC743TQ-865B-SQ SC745TQ-R920B SC745TQ-920B 4U Heatsink: SNK-P0050AP4	● SC842TQ-665B SC842i-500B SC842TQ-865B SC743TQ-1200B-SQ SC743TQ-865B-SQ SC745TQ-R1200B SC745TQ-R920B 4U Heatsink: SNK-P0050AP4

Note - When ordering please select the Revision M version of your chassis to optimally support Supermicro serverboards with the Intel® Xeon® processor E5 family.
● Most Optimized Chassis for SuperServer Configuration
* Heatsinks & Riser Cards sold separately
† HDD controller card is needed and enterprise level SAS & SATA HDDs are only recommended.

MODEL	X9SRH-7F X9SRH-7TF	X9SRG-F	X9SPU-F
Processor†	Single Intel® Xeon® Processor E5-2600/1600 v2 family, Socket R (LGA2011), CPU TDP support up to 135W	Single Intel® Xeon® processor E5-2600/E5-1600 v2 product family; Socket R (LGA 2011) supported; CPU TDP support up to 130W	Intel® Xeon® processor E3-1200 and E3-1200 v2 product families, and Intel® 2nd & 3rd Generation Core™ i3, Pentium® and Celeron® Processor, Socket H2 (LGA 1155)
Chipset	Intel® C602J Chipset	Intel® C602 Chipset	Intel® C216 Express PCH Chipset
Form Factor	ATX 12"W x 9.6"H	Proprietary† 7.71"W x 16.64"H	UIO† ATX 8"W x 13"H
Memory Capacity & Slots*	Up to 512GB ECC LRDIMM, 256GB ECC RDIMM, or 64GB ECC/non-ECC UDIMM; DDR3 up to 1866MHz, in 8 DIMM slots	Up to 512GB ECC LRDIMM, 256GB ECC RDIMM, or 64GB ECC/non-ECC UDIMM; DDR3 up to 1866MHz, in 8 DIMM slots	Up to 32GB DDR3 1600/1333MHz ECC/non-ECC UDIMM in 4 DIMM slots
Expansion Slots	1 PCI-E 3.0 x16, 1 PCI-E 3.0 x8 (in x16), 1 PCI-E 2.0 x4 (in x8) -7F: 3 PCI 32-bit -7TF: 2 PCI 32-bit	2 PCI-E 3.0 x16 (for 2 GPU/Xeon® Phi™ cards), 1 PCI-E 3.0 x8 (for IB card)	1 PCI-E 3.0/2.0 x16 (in UIO), 1 PCI-E 2.0 x4 (in UIO), 1 PCI-2.0 x4 (in x8)
Onboard RAID Controller	LSI® 2308 controller with 8 SAS2 (6Gbps) ports; Software RAID 0,1,10; Intel® AHCI controller for 4 SATA2 (3Gbps) ports; RAID 0,1,5,10 and 2 SATA3 (6Gbps); RAID 0,1	Intel® C602 SCU controller for 4 SATA2 (3Gbps) ports; RAID 0,1,5,10 and Intel® C602 AHCI controller for 2 SATA3 (6Gbps) and 4 SATA2 (3Gbps) ports; RAID 0,1,5,10	Intel® AHCI controller for 4 SATA2 (3Gbps) ports; RAID 0,1,5,10 and 2 SATA3 (6Gbps); RAID 0,1
Onboard LAN	-7F: Dual LAN ports with Intel® i350 Gigabit Ethernet Controller -7TF: Dual 10GBase-T ports with Intel® X540 Controller	Dual LAN with Intel® i350 Gigabit Ethernet Controller	Dual LAN ports with 2x Intel® 82574L Gigabit Ethernet Controller
Onboard VGA	BMC integrated Matrox G200eW	BMC integrated Matrox G200eW	BMC integrated Matrox G200eW
USB Ports	9 USB 2.0 ports (2 rear + 6 via headers + 1 Type A)	6 USB 2.0 ports (2 rear + 4 via headers)	4 USB 3.0 (5Gbps) ports vis headers, 4 USB 2.0 ports (2 rear + 2 via headers)
Other Onboard I/O Devices	1 SATA DOM power connector 2 fast UART 16550 serial COM port (1 rear, 1 header)	1 SATA DOM power connector 2 fast UART 16550 serial COM port (1 rear, 1 header)	1 SATA DOM power connector 2 fast UART 16550 serial COM port (1 rear, 1 header)
Manageability	IPMI 2.0 + KVM with dedicated LAN, Watchdog, SSM, SUM, SuperDoctor® 5	IPMI 2.0 + KVM with dedicated LAN, Watchdog, SSM, SUM, SuperDoctor® 5	IPMI 2.0 + KVM with dedicated LAN, Watchdog, SSM, SuperDoctor® 5
PC Health Monitoring	Monitors CPU voltages, +3.3V, +5V, +12V & +5V standby and total of 8-fan status, supports system management utility, chassis intrusion header	Monitors CPU voltages, +3.3V, +5V, +12V & +5V standby and total of 8-fan status, supports system management utility, chassis intrusion header	Monitors CPU voltages, +3.3V, +5V, +12V & +5V standby and total of 5 4-pin fan headers with tachometer monitoring, supports system management utility, chassis intrusion header
Thermal Control	Overheat LED indication, fan speed control, 5x 4-pin fan headers with tachometer monitoring	Overheat LED indication, fan speed control, 5x 4-pin fan headers with tachometer monitoring	Overheat LED indication, fan speed control, 5x 4-pin fan headers with tachometer monitoring
Other Features	ACPI power management, WOL, control of power-on for recovery from AC power loss, SDDC, & CPU thermal trip support for processor protection, Node Manager Support	ACPI power management, WOL, control of power-on for recovery from AC power loss, SDDC, & CPU thermal trip support for processor protection. Node Manager support	ACPI power management, WOL, control of power-on for recovery from AC power loss, SDDC, TM2 & CPU thermal trip support for processor protection
BIOS	AMI UEFI	AMI UEFI	AMI UEFI

† *Supermicro chassis required for optimal functionality and performance*
* *Please check with your Supermicro sales representative and website for compatibility and configuration details*

SC815TQ-R500UB
High performance, flexible chassis

- 500W Redundant high-efficiency Platinum Level (94%+) power supplies
- 4x 3.5" hot-swap SAS/SATA drive bays
- 1x slim DVD-ROM drive (optional)
- 3x 4cm counter-rotating PWM fans
- Expansion slots: 1x full-height, full-length slot, 1x full-height Universal I/O slot, 1x low-profile slot
- Power Switch, Reset, UID Button & 5 LED Indicators

SC733TQ-665B
Mid-Tower & Workstation chassis support MB size - 12" x 13" E-ATX

- 665W Super Quiet (25dB), Bronze Level High-efficiency Power
- 4x 3.5" SAS / SATA hot-swap drive bays
- Support high end graphics cards
- 1x 9cm PWM Cooling fan; 1x 12cm PWM Exhaust fan
- 7x I/O expansion slots
- 2x Front USB 2.0 ports
- Power switch and 4 LED indicators
- Locking Bezel and Locking Side Panel

SC825TQ-R740UB
Flexible, efficient 2U chassis

- 740W Redundant Platinum Level (94%) power supplies
- 8x 3.5" hot-swap SAS/SATA drive bays
- 2x fixed 3.5" drive bays
- Adjustable air shroud
- 4x full-height, full-length I/O; 3x low-profile expansion slots
- Power Switch & 6 LED Indicators

SC818G-1K43B
Ideal for high-end, high-density GPU/ Xeon® Phi™ Applications

- 1400W Platinum Level Digital high-efficiency power supply
- 3x 3.5" Hot-swap SAS/SATA drive bays
- 8x 4cm heavy duty counter-rotating fans with optimal thermal solution
- 4x FF + 1x LP Expansion Slots (up to two optional riser cards); or, 2x double-width high-end graphics cards (optimized) + 1 LP expansion slot; or, 1x single-width high-end graphics card (with twin motherboards)

Chassis \ MB	X9SRH-7F X9SRH-7TF	X9SRG-F	X9SPU-F
1U	● SC813MTQ-350CB ● SC813MTQ-R400CB ● SC113MTQ-330CB SC113MTQ-R400CB SC111LT-330CB Heatsink: SNK-P0047PS	● SC818G-1K43B ● SC118G-1K43B 1U Heatsink: SNK-P0047PS	● SC813T-600UB ● SC815TQ-R500UB ● SC113TQ-R500UB SC815TQ-600UB SC113TQ-600UB SC111T-600UB Heatsink: SNK-P0046P
2U	● SC823TQ-653LPB ● SC826TQ-R500LPB ● SC826E16-R500LPB SC825TQ-600LPB SC213LT-600LPB Heatsinks: SNK-P0048AP4		● SC825TQ-R740UB SC213A-R720UB Heatsink: SNK-P0046A4
3U/ Mid-Tower	● SC833T-653B ● SC836TQ-R500B ● SC836E16-R500B SC733TQ-500B SC732i-500B Heatsinks: SNK-P0048AP4		
4U/ Tower	● SC842TQ-665B ● SC842TQ-865B SC842i-500B SC743T-665B Heatsink: SNK-P0050AP4		

Note - When ordering please select the Revision M version of your chassis to optimally support Supermicro serverboards with the Intel® Xeon® processor E5 family.
● Most Optimized Chassis for SuperServer Configuration
* Heatsinks & Riser Cards sold separately
† HDD controller card is needed and enterprise level SAS & SATA HDDs are only recommended.

MODEL	A1SRM-LN7F-2758 A1SRM-LN7F-2358 A1SRM-LN5F-2358	A1SRM-2758F A1SRM-2558F	A1SRi-2758F A1SRi-2558F A1SRi-2358F	A1SQN(-E)
	Embedded/ Communication Rangeley/ 3-Pair LAN Bypass	*Embedded Communication Rangeley*	*2/4/8/Core mITX Avoton/Rangeley Quad 1GbE/IPMI*	*Embedded IoT Gateway Quark SoC*
				
Processor†	Intel® Atom™ Processor C2758/C2358 product families; Socket FCBGA1283 supported; CPU TDP support up to 20W/7W	Intel® Atom™ Processor C2758/C2558 product families; Socket FCBGA1283 supported; CPU TDP support up to 20W/15W	Intel® Atom™ Processor C2758/ C2558/C2358 product families; Socket FCBGA1283 supported; CPU TDP support up to 20W/15W/7W	Intel® Quark™ SoC X1021 Socket FCBGA393; CPU TDP support up to 2.2W
Chipset	SoC (System on Chip)	SoC (System on Chip)	SoC (System on Chip)	SoC (System on Chip)
Form Factor	Micro-ATX 8.0" x 9.6"	Micro-ATX 9.6" x 7.5"	Mini-ITX 6.75" x 6.75"	Proprietary 4.1" x 4.0"
Memory Capacity & Slots*	-2758/2558: Up to 64GB Unbuffered ECC SO-DIMM, DDR3-1600MHz, in 4 slots; -2358: Up to 16GB Unbuffered ECC SO-DIMM, DDR3-1333MHz, in 2 slots	Up to 64GB Unbuffered ECC/Non-ECC, DDR3-1600MHz in 4 DIMM slots	-2758/2558: Up to 64GB Unbuffered ECC SO-DIMM, DDR3-1600MHz, in 4 slots; -2358: Up to 16GB Unbuffered ECC SO-DIMM, DDR3-1333MHz, in 2 slots	512MB DDR3 ECC on board
Expansion Slots	1 PCI-E 2.0 x4 (in x8 slot)	1 PCI-E 2.0 x8, 1 PCI-E 2.0 x4	1 PCI-E 2.0 x8	2 Mini-PCI-E slots
Onboard RAID Controller	SoC controller for 4 SATA2 (3 Gbps) ports; 2 SATA3 (6Gbps) (-2358 with 2 SATA2 and 2 SATA3 ports)	SoC controller for 4 SATA2 (3Gbps) ports; 2 SATA3 (6Gbps)	-2758/2558: SoC controller for 4 SATA2 (3Gbps) ports; 2 SATA3 (6Gbps) -2358: 2 SATA3 (6Gbps); 2 SATA2 (3Gbps)	N/A
Onboard LAN	Quad LAN with Intel® C2000 SoC, 2 pairs LAN bypass Single LAN with Intel® Ethernet Controller i210-AT -LN7F: Extra Dual LAN with Intel® Ethernet Controller i350-AM2, 1 additional pair LAN bypass	Quad LAN with Intel® C2000 SoC I354	Quad LAN with Intel® C2000 SoC I354	Dual LAN with SoC 100Mb
Onboard VGA	VGA, Aspeed AST2400 BMC	VGA, Aspeed AST2400 BMC	VGA, Aspeed AST2400 BMC	N/A
USB Ports	7 USB 2.0 ports (4 rear + 2 via headers + 1 Type A)	7 USB 2.0 ports (4 rear + 2 via headers + 1 Type A)	4 USB 3.0 ports (2 rear + 1 via header + 1 Type A); 2 USB 2.0 ports (2 rear)	2 USB 2.0 ports (2 rear +) Device & Host
Other Onboard I/O Devices	SuperDOM TPM header 2 COM Ports (1 rear, 1 header)	SuperDOM 2 COM Ports (1 rear, 1 header) TPM header	1 SATA DOM power connector 2 COM Ports (1 rear, 1 header) TPM header	TPM onboard 2 COM Ports (1 rear, 1 header) RS232 with DB9, KS485 and Analog input from terminal interface
Manageability	IPMI 2.0 + KVM with shared i210 LAN, NMI, SuperDoctor® 5, SSM, Watchdog	IPMI 2.0 + KVM with dedicated LAN, NMI, SuperDoctor® 5, SSM, Watchdog	IPMI 2.0 + KVM with dedicated LAN, NMI, SuperDoctor® 5, SSM, Watchdog	Watchdog
PC Health Monitoring	+1.8V, +12V, +3.3V, +5V, +5V standby, Chassis intrusion header, Supports system management utility, System level control	Monitors CPU voltages, +1.8V, +12V, +3.3V, +5V, +5V Standby, Chassis intrusion header, Supports system management utility, System level control	Monitors CPU voltages, +1.8V, +12V, +3.3V, +5V, +5V Standby, Chassis intrusion header, Supports system management utility, System level control	N/A
Thermal Control	3 4-pin, Fan speed control, Overheat LED indication, PWM fan speed control, System level control, Thermal control tachometer fan connectors	3 4-pin, Fan speed control, Overheat LED indication, PWM fan speed control, System level control, Thermal control tachometer fan connectors	3 4-pin, Fan speed control, Overheat LED indication, PWM fan speed control, System level control, Thermal control tachometer fan connectors	N/A
Other Features	4-pin 12v DC power connector, ACPI power management, ATX Power connector, Control of power-on for recovery from AC power loss, CPU thermal trip support for processor protection, Intel® QuickAssist Technology, System level control, UID, WOL , 0°C -60°C operating temperature	ACPI power management, ATX Power connector, Control of power-on for recovery from AC power loss, CPU thermal trip support for processor protection, System level control, UID, WOL, 0°C -60°C operating temperature, Intel® QuickAssist Technology	4-pin 12v DC power connector, ACPI power management, ATX Power connector, Control of power-on for recovery from AC power loss, CPU thermal trip support for processor protection, System level control, UID, WOL, 0°C -60°C operating temperature, Intel® QuickAssist Technology	Wind River Linux* & McAfee Embedded Control OS License included Micro SDHC (up to 32GB) for OS and application use, 5-18V DC Input with locking design
BIOS	AMI UEFI	AMI UEFI	AMI UEFI	8MB for Board Support Package

† *Supermicro chassis required for optimal functionality and performance*

* *Please check "Tested Memory List" on Supermicro website for compatibility*

SC101i
Embedded Compact Chassis

- Support Mini-ITX (6.75” x 6.75”) Motherboard
- 60~80W, 12V, DC-IN Power Adapter (optional)
- 1x 2.5” internal SAS/SATA drive bay
- 1x 6cm fan
- Power switch, 2x USB 2.0 Port, 2x Front Audio Jack
- Support Wall-mount and Vesa mount bracket
- WIFI antenna supported (optional)
- Dimensions: 7.68”W x 2.68”H x 7.68”D

SC510-203B
11.3"-Depth Mini 1U Chassis

- 200W High-efficiency Gold Level power supply
- 1x 3.5" Internal Drive Bay; or up to 4x 2.5" internal drive bays (Optional); or 1x optional FH/HL PCI expansion slot; or up to 2x 2.5" (with single retention bracket) and 1x FH, HL PCI
- 2x 8500 RPM Cooling Fan

SC505-203B
9.8" depth, optimized for Mini-ITX Motherboard, Front I/O access

- 9.8" depth small form factor 1U
- 200W Gold Level power supply
- Optimized for Mini-ITX (6.75" x 6.75") motherboard
- Front I/O access
- Up to 2x 3.5" fixed drive bay; Up to 4x 2.5" fixed with bracket

SC721TQ-250B
Mini-Tower chassis for motherboard support size Mini-ITX 6.75" x 6.75"

- Compact Mini-Tower : 11"D x 8.27"W x 9.45"H
- Support wide range of Mini-ITX motherboard, from ATOM to Core i7
- 4x 3.5" hot-swap SATA HDD and 2x internal 2.5" SATA HDD
- One low profile expansion slot

Chassis \ MB	A1SRM-LN7F-2758 A1SRM-LN7F-2358 A1SRM-LN5F-2358	A1SRM-2758F A1SRM-2558F	A1SRi-2758F A1SRi-2558F A1SRi-2358F	A1SQN(-E)
Embedded Compact Chassis			SC101i SC101S	● SC100-015E
1U	● SC510-203B (Rev. N) SC813MTQ-202CB SC510T-203B (Rev. N) SC512L-200B SC512L-260-LCD SC813MTQ-350CB	SC510-203B (Rev. N) ● SC813MTQ-202CB SC510T-203B (Rev. N) SC512L-200B SC512L-260-LCD SC813MTQ-350CB	SC504-203B ● SC505-203B	
Mini-Tower / Mid-Tower		SC731i-300B	● SC721TQ-250B SC731i-300B	

Note - When ordering please select the Revision M version of your chassis to optimally support Supermicro serverboards with the Intel® Xeon® processor E5 family.
● Most Optimized Chassis for SuperServer Configuration
* Heatsinks & Riser Cards sold separately
*** Sold in Supermicro complete system only
† HDD controller card is needed and enterprise level SAS & SATA HDDs are only recommended.
• ** OEM SKU

MODEL	X11SBA-F X11SBA-LN4F	X10SBA X10SBA-L	A1SAi-2750F A1SAi-2550F	A1SA7-2750F A1SA7-2550F
	4-core mITX 6W Braswell SoC Quad 1GbE/IPMI	*Embedded Low Power Bay Trail, Silvermont*	*4/8/Core mITX Avoton/Rangeley Quad 1GbE/IPMI*	*Avoton Low Power*
				
Processor†	Intel® Pentium® Processor N3700 Socket FCBGA1170 supported; CPU TDP support 6W	Intel® Celeron® Processor J1900, Socket FCBGA1170 supported; CPU 10W, 4C, 2.0GHx-2.42GHz	Intel® Atom™ Processor C2750/C2550 product families; Socket FCBGA1283 supported; CPU TDP support up to 20W/14W	Intel® Atom™ Processor C2750/C2550 product families; Socket FCBGA1283 supported; CPU TDP support up to 20W/14W
Chipset	System on Chip	System on Chip	SoC (System on Chip)	SoC (System on Chip)
Form Factor	Mini-ITX 6.7" x 6.7"	Mini-ITX 6.7" x 6.7"	Mini-ITX 6.75" x 6.75"	Micro-ATX 9.6" x 7.5"
Memory Capacity & Slots*	8GB Unbuffered non-ECC SO-DIMM, DDR3-1600MHz, in 2 DIMM slots	Up to 8GB with two 4GB SODIMM configuration in 2 DIMM slots, 1.35V only	Up to 64GB ECC SODIMM in 4 slots	Up to 64GB Unbuffered ECC/Non-ECC, DDR3-1600MHz in 4 DIMM slots
Expansion Slots	1 PCI-E 2.0 x1 (in x8 slot) 1 Mini-PCI-E with mSATA support	1 PCI-E 2.0 x2, 1 Mini-PCI-E slot, Mini-PCI-E with mSATA support (N/A in -L)	1 PCI-E 2.0 x8	1 PCI-E 2.0 x8, 1 PCI-E 2.0 x4
Onboard RAID Controller	SoC controller for 2 SATA3 (6 Gbps) ports	SoC controller for 2 SATA2 (3 Gbps) ports; Marvel 88SE9230 controller for 4 SATA3 (6 Gbps) ports; RAID 0,1,10 (X10SBA only)	SoC controller for 4 SATA2 (3Gbps) ports; 2 SATA3 (6Gbps)	SoC controller for 4 SATA2 (3Gbps) ports; 2 SATA3 (6Gbps)
Onboard LAN	-F: Dual LAN with Intel® Ethernet Controller I210-AT; -LN4F: Quad LAN with Intel® Ethernet Controller I210-AT	Dual LAN with Intel® Ethernet Controller i210-AT	Quad LAN with Intel® C2000 SoC I354	Quad LAN with Intel® C2000 SoC I354
Onboard VGA	1 HDMI, 1 DP (DisplayPort), 1 VGA via Aspeed AST2400 BMC	1 VGA, 1 HDMI, 1 DP (Display Port) 1 eDP (Embedded Display Port for X10SBA only) 1 Intel® HD Graphics 2 independent displays	VGA, Aspeed AST2400 BMC	VGA, Aspeed AST2400 BMC
USB Ports	7 USB 2.0 ports (2 rear + 4 via headers + 1 Type A) 2 USB 3.0 ports (2 rear)	1 USB 3.0 ports (1 rear +) 5 USB 2.0 ports (1 rear + 3 via headers + 1 Type A)	4 USB 3.0 ports (2 rear + 1 via header + 1 Type A); 2 USB 2.0 ports (2 rear)	7 USB 2.0 ports (4 rear + 2 via headers + 1 Type A)
Other Onboard I/O Devices	1 Port SuperDOM ALC 888S HD Audio TPM Header 2 COM Ports (2 headers)	1 SATA DOM power connector ALC 888S HD Audio TPM header 4 COM ports (4 headers)	2 COM ports (1 rear, 1 header) ; 1 TPM header	1 SuperDOM 2 COM ports (1 rear, 1 header) 1 TPM header
Manageability	IPMI 2.0 + KVM with dedicated LAN, NMI, SSM, SUM, SuperDoctor® 5, Watchdog	SuperDoctor® 5, SSM, Watchdog	IPMI 2.0 + KVM with dedicated LAN, NMI, SSM, SuperDoctor® 5, Watchdog	IPMI 2.0 + KVM with dedicated LAN, NMI, SSM, SuperDoctor® 5, Watchdog
PC Health Monitoring	+1.8V, +12V, +3.3V, +5V, +5V standby, Chassis intrusion header, Supports system management utility, System level control	Supports system management utility, System level control	Monitors CPU voltages, +1.8V, +12V, +3.3V, +5V, +5V Standby, Chassis intrusion header, Supports system management utility, System level control	Monitors CPU voltages, +1.8V, +12V, +3.3V, +5V, +5V Standby, Chassis intrusion header, Supports system management utility, System level control
Thermal Control	2 4-pin, Fan speed control, Overheat LED indication, PWM fan speed control, System level control, Thermal control tachometer fan connectors	2 4-pin, Fan speed control, Overheat LED indication, PWM fan speed control, System level control, Thermal control tachometer fan connectors	3 4-pin, Fan speed control, Overheat LED indication, PWM fan speed control, System level control, Thermal control tachometer fan connectors	3 4-pin, Fan speed control, Overheat LED indication, PWM fan speed control, System level control, Thermal control tachometer fan connectors
Other Features	4-pin 12v DC power connector, ACPI power management, ATX Power connector, Control of power-on for recovery from AC power loss, CPU thermal trip support for processor protection, System level control, WOL	4-pin 12v DC power connector, ACPI power management, ATX Power connector, Control of power-on for recovery from AC power loss, CPU thermal trip support for processor protection, System level control, WOL, 0°C -60°C operating temperature	4-pin 12v DC power connector, ACPI power management, ATX Power connector, Control of power-on for recovery from AC power loss, CPU thermal trip support for processor protection, System level control, UID, WOL, 0°C -60°C operating temperature	ACPI power management, ATX Power connector, Control of power-on for recovery from AC power loss, CPU thermal trip support for processor protection, System level control, UID, WOL, 0°C -60°C operating temperature
BIOS	AMI UEFI	AMI UEFI	AMI UEFI	AMI UEFI

† *Supermicro chassis required for optimal functionality and performance*
* *Please check "Tested Memory List" on Supermicro website for compatibility*

SC101S

Mini-ITX chassis for motherboard support size of Mini-ITX 6.75" x 6.75"

- Slim & Space-saving 1U Mini-ITX Chassis Design
- Standard Mini-ITX MB form factor 6.7" x 6.7"
- 1x 2.5" internal HDD support (design for 9.5mm thickness HDD)
- 1x 4cm Cooling Fan
- VESA/Wall-mount ready

SC505-203B

9.8" depth, optimized for Mini-ITX Motherboard, Front I/O access

- 9.8" depth small form factor 1U
- 200W Gold Level power supply
- Optimized for Mini-ITX (6.75" x 6.75") motherboard
- Front I/O access
- Up to 2x 3.5" fixed drive bay; Up to 4x 2.5" fixed with bracket

SC504-203B

9.8" depth, optimized for Mini-ITX Motherboard

- 200W High-efficiency Power Supply 80 PLUS, Gold Level Certified
- Rear I/O Ports
- 1x 3.5" Internal Drive Bay with 1x Half-height, Half-length PCI; or, 2x 3.5" Internal Drive Bay; or, 2x 2.5" Internal Drive Bay with 1x Full-height, Half-length PCI or, 4x 2.5" Internal Drive Bay
- Power Switch, Reset Button and 5x LED Indicators

SC721TQ-250B

Mini-Tower chassis for motherboard support size Mini-ITX 6.75" x 6.75"

- Compact Mini-Tower: 11"D x 8.27"W x 9.45"H
- Support wide range of Mini-ITX motherboard, from ATOM to Core i7
- 4x 3.5" hot-swap SATA HDD and 2x internal 2.5" SATA HDD
- One low profile expansion slot

Chassis \ MB	X11SBA-F X11SBA-LN4F	X10SBA X10SBA-L	A1SAi-2750F A1SAi-2550F	A1SA7-2750F A1SA7-2550F
Embedded Compact Chassis	● SC101S ● SC101i	● SC101S SC101i	SC101i SC101S	
1U	● SC504-203B ● SC505-203B	SC504-203B SC505-203B	● SC504-203B SC505-203B	
Mini-Tower / Mid-Tower	● 721TQ-250B	SC721TQ-250B	SC731i-300B SC721TQ-250B	

Note - When ordering please select the Revision M version of your chassis to optimally support Supermicro serverboards with the Intel® Xeon® processor E5 family.
● Most Optimized Chassis for SuperServer Configuration
* Heatsinks & Riser Cards sold separately
† HDD controller card is needed and enterprise level SAS & SATA HDDs are only recommended.
** OEM SKU

	New! Xeon® E3-1200 v5, Core i7/i5/i3 vPro AMT, IPMI Dual 10GbE, Embedded 1U Optimized	New! Xeon® E3-1200 v5, Core i7/i5/i3 vPro AMT, IPMI Embedded 1U Optimized	New! Core i7/i5/i3 vPro AMT, IPMI Embedded 1U Optimized
			
MODEL	**X11SSZ-TLN4F**	**X11SSZ-F**	**X11SSZ-QF**
Processor†	Intel® Xeon® Processor E3-1200 v5 product family, Intel® 6th Generation Core™ i7/i5/i3 series, Intel® Celeron®, Intel® Pentium®, Socket H4 (LGA 1151) supported; CPU TDP support 95W	Intel® Xeon® Processor E3-1200 v5 product family, Intel® 6th Generation Core™ i7/i5/i3 series, Intel® Celeron®, Intel® Pentium®, Socket H4 (LGA 1151) supported; CPU TDP support 95W	Intel® 6th Generation Core™ i7/i5/i3 series, Intel® Celeron®, Intel® Pentium®, Socket H4 (LGA 1151) supported; CPU TDP support 95W
Chipset	Intel® C236	Intel® C236	Intel® Q170
Form Factor	uATX 9.6” x 9.6”	uATX 9.6” x 9.6”	uATX 9.6” x 9.6”
Memory Capacity & Slots*	64GB Unbuffered ECC/Non-ECC UDIMM, DDR4-2133MHz, in 4 DIMM slots	64GB Unbuffered ECC/Non-ECC UDIMM, DDR4-2133MHz, in 4 DIMM slots	64GB Unbuffered Non-ECC UDIMM, DDR4-2133MHz, in 4 DIMM slots
Expansion Slots	1 PCI-E 3.0 x16 (in x16 slot) 2 PCI-E 3.0 x4 (in x8 slot)	1 PCI-E 3.0 x16 (in x16 slot) 2 PCI-E 3.0 x4 (in x8 slot)	1 PCI-E 3.0 x16 (in x16 slot) 2 PCI-E 3.0 x4 (in x8 slot)
Onboard RAID Controller	Intel® C236 controller for 4 SATA3 (6 Gbps) ports; RAID 0,1,5,10	Intel® C236 controller for 4 SATA3 (6 Gbps) ports; RAID 0,1,5,10	Intel® Q170 controller for 4 SATA3 (6 Gbps) ports; RAID 0,1,5,10
Onboard LAN	Dual 10GBase-T with X550; 1GbE LAN with Intel® PHY i219LM; 1GbE LAN with Intel® i210-AT	1GbE LAN with Intel® PHY i219LM; 1GbE LAN with Intel® i210-AT	1GbE LAN with Intel® PHY i219LM; 1GbE LAN with Intel® i210-AT
Onboard VGA	2 DP (DisplayPort) 1 DVI-I Intel® HD Graphics 3 Independent Displays 1 Aspeed AST2400 BMC VGA Port	2 DP (DisplayPort) 1 DVI-I Intel® HD Graphics 3 Independent Displays 1 Aspeed AST2400 BMC VGA Port	2 DP (DisplayPort) 1 DVI-I Intel® HD Graphics 3 Independent Displays 1 Aspeed AST2400 BMC VGA port
USB Ports	4 USB 3.0 ports (2 rear + 2 via header) 9 USB 2.0 ports (2 rear + 6 via headers + 1 Type A)	4 USB 3.0 ports (2 rear + 2 via header) 9 USB 2.0 ports (2 rear + 6 via headers + 1 Type A)	4 USB 3.0 ports (2 rear + 2 via header) 9 USB 2.0 ports (2 rear + 6 via headers + 1 Type A)
Other Onboard I/O Devices	1 Port SuperDOM 1 SATA DOM power connector ALC 888S HD Audio TPM Header 2 COM Ports (2 headers)	1 Port SuperDOM 1 SATA DOM power connector ALC 888S HD Audio TPM Header 2 COM Ports (2 headers)	1 Port SuperDOM 1 SATA DOM power connector ALC 888S HD Audio TPM Header 2 COM Ports (2 headers)
Manageability	IPMI 2.0 + KVM with dedicated LAN, AMT, NMI, SSM, SUM, SuperDoctor® 5 vPro, Watchdog	IPMI 2.0 + KVM with dedicated LAN, AMT, NMI, SSM, SUM, SuperDoctor® 5 vPro, Watchdog	IPMI 2.0 + KVM with dedicated LAN, AMT, NMI, SSM, SUM, SuperDoctor® 5 vPro, Watchdog
PC Health Monitoring	+1.8V, +12V, +3.3V, +5V, +5V standby, Chassis intrusion header, Monitors CPU voltages, Supports system management utility, System level control	+1.8V, +12V, +3.3V, +5V, +5V standby, Chassis intrusion header, Monitors CPU voltages, Supports system management utility, System level control	+1.8V, +12V, +3.3V, +5V, +5V standby, Chassis intrusion header, Monitors CPU voltages, Supports system management utility, System level control
Thermal Control	6 4-pin, Fan speed control, Overheat LED indication, PWM fan speed control, System level control, Thermal control tachometer fan connectors	6 4-pin, Fan speed control, Overheat LED indication, PWM fan speed control, System level control, Thermal control tachometer fan connectors	6 4-pin, Fan speed control, Overheat LED indication, PWM fan speed control, System level control, Thermal control tachometer fan connectors
Other Features	8-pin 12v DC power connector, ACPI power management, ATX Power connector, Control of power-on for recovery from AC power loss, CPU thermal trip support for processor protection, Intel® Smart Response Technology, System level control, UID, VHD, WOL. RSTe	8-pin 12v DC power connector, ACPI power management, ATX Power connector, Control of power-on for recovery from AC power loss, CPU thermal trip support for processor protection, Intel® Smart Response Technology, System level control, UID, VHD, WOL. RSTe	8-pin 12v DC power connector, ACPI power management, ATX Power connector, Control of power-on for recovery from AC power loss, CPU thermal trip support for processor protection, Intel® Smart Response Technology, System level control, UID, VHD, WOL. RSTe
BIOS	AMI UEFI	AMI UEFI	AMI UEFI

† Supermicro chassis required for optimal functionality and performance
* Please check with your Supermicro sales representative and website for compatibility and configuration details

SC842TQ-665B
Embedded/IPC short-depth enclosure

- 665W high efficiency power supply
- 5x 3.5" HDD bays
- 3x 5.25" peripheral drive bays
- 1x slim DVD-ROM drive bay
- 7x full-height, full-length tool-less expansion slots
- Dual channel Air Duct design
- 2x front USB 2.0 ports & 1x COM port
- Front System fan with Removable Air Filter
- Power Switch, Reset Switch & 6x LED Indicators

SC731i-300B
Mini-Tower & chassis support micro-ATX motherboards

- 300W High-efficiency Power Supply
- 2x 5.25" external drive bays, 4x 3.5" internal drive bays
- Rear 9cm PWM Cooling Fan with tool-less design
- 1x 8cm Front Intake Fan (optional)
- 4x I/O expansion slots
- 2x USB ports (2.0 ready)
- Power switch & 3 LED indicators
- Quick installation: tool-less side panels, Drive Bays, HDD Cage turns 90°, and Stamped Motherboard Support (no standoffs required)
- Kensington Lock Security

SC514-505

SC514-505
1U short-depth resource optimized chassis

- 500W power supplies Platinum Level Certified
- 4x 2.5" or 1x 3.5" Internal Drive Bays
- Up to 2x Full-height AOC expansion slot
- 4x 40x56mm high-efficiency fans (additional 2 optional fans)

SC515-505 (Front I/O)

SC515-505
1U short-depth front I/O chassis

- Resource optimized front I/O chassis
- 500W power supplies Platinum Level Certified
- Up ro 8x 2.5" or 3x 3.5" Internal Drive Bays
- 4x 40x56mm high-efficiency fans (additional 2 optional fans)

825MTQ-R700LPB
Cost-effective high reliability chassis

- 700W Redundant Power Supply
- 3x 3.5" Hot-swap Drive Bays
- 1x Slim DVD-ROM Drive
- 4x 4cm Counter-Rotating Fans
- 7x Low-profile Expansion Slots
- 1x Serial, 2x USB Front Access I/O
- Power Switch & 6 LED Indicators

MB / Chassis	X11SSZ-TLN4F	X11SSZ-F	X11SSZ-QF
1U	SC813MTQ-350CB SC515-505 SC514-407C-1P SC514-441 SC514-R400C SC512-203B SC512F-350B 1U Heatsink: SNK-P0046P	SC813MTQ-350CB SC515-505 SC514-407C-1P SC514-441 SC514-R400C SC512-203B SC512F-350B 1U Heatsink: SNK-P0046P	● SC813MTQ-350CB ● SC514-407C-1P SC515-505 SC514-R400C SC512-203B SC512F-350B SC514-441 1U Heatsink: SNK-P0046P
2U	● SC825MTQ-R700LPB ● SC823MTQ-R700LPB 2U Heatsink: SNK-P0046A4	● SC825MTQ-R700LPB ● SC823MTQ-R700LPB 2U Heatsink: SNK-P0046A4	● SC825MTQ-R700LPB ● SC823MTQ-R700LPB 2U Heatsink: SNK-P0046A4
Mini-Tower/ Mid-Tower	● SC731i-300B 2U Heatsink: SNK-P0046A4	● SC731i-300B 2U Heatsink: SNK-P0046A4	● SC731i-300B 2U Heatsink: SNK-P0046A4
4U	● SC842i-500B 2U Heatsink: SNK-P0046A4	● SC842i-500B 2U Heatsink: SNK-P0046A4	● SC842i-500B 2U Heatsink: SNK-P0046A4

Note - When ordering please select the Revision M version of your chassis to optimally support Supermicro serverboards with the Intel® Xeon® processor E5 family.
● Most Optimized Chassis for SuperServer Configuration
* Heatsinks & Riser Cards sold separately
† HDD controller card is needed and enterprise level SAS & SATA HDDs are only recommended.

MODEL	New! Xeon® D SoC 4/6/8/16-Core 128GB Memory Dual 10GbE, Dual 1GbE	Xeon® D SoC 8-Core 128GB Memory Dual 1GbE	New! Xeon® D SoC 2/4-Core 128GB Memory Dual 10GbE	New! Xeon® D SoC 4/6/8/12/16-Core 128GB Memory Dual 10GbE, Dual 1GbE
				
	X10SDV-TLN4F **X10SDV-16C+-TLN4F** **X10SDV-6C+-TLN4F** **X10SDV-4C+-TLN4F**	**X10SDV-8C+-LN2F** **X10SDV-F**	**X10SDV-4C-TLN2F** **X10SDV-2C-TLN2F**	**X10SDV-16C-TLN4F** **X10SDV-12C-TLN4F** **X10SDV-8C-TLN4F** **X10SDV-6C-TLN4F** **X10SDV-4C-TLN4F**
Processor†	Intel® Xeon® Processor D series; Socket FCBGA 1667 supported; D-1541, 12MB, 8 Core, 45W; 16C+: D-1587, 24MB, 16 Core, 65W; 6C+: D-1528, 9MB, 6 Core, 35W; 4C+: D-1518, 6MB, 4 Core, 35W; with Active Heatsink	Intel® Xeon® Processor D-1541, 8 Core; Socket FCBGA1667 supported; CPU TDP support 45W; -8C+: with Active Heatsink -F: with Passive Heatsink	Intel® Xeon® Processor D series, Socket FCBGA 1667 supported; 4C: D-1520/1521, 6MB, 4 Core, 45W; 2C: D-1508, 3MB, 2 Core, 25W; with Passive Heatsink	Intel® Xeon® Processor D series, Socket FCBGA 1667 supported; 16C: D-1587, 24MB, 16 Core, 65W; 12C: D-1557, 18MB, 12 Core, 45W; 8C: D-1541, 12MB, 8 Core, 45W; 6C: D-1528, 9MB, 6 Core, 35W; 4C: D-1518, 6MB, 4 Core, 35W; with Passive Heatsink
Chipset	System on Chip	System on Chip	System on Chip	System on Chip
Form Factor	Mini-ITX 6.7" x 6.7"	Mini-ITX 6.7" x 6.7"	Mini-ITX 6.7" x 6.7"	Mini-ITX 6.7" x 6.7"
Memory Capacity & Slots*	Up to 128GB ECC RDIMM, or 64GB ECC/non-ECC UDIMM, DDR4-2133MHz, in 4 DIMM slots	Up to 128GB ECC RDIMM, or 64GB ECC/non-ECC UDIMM, DDR4-2133MHz, in 4 DIMM slots	Up to 128GB ECC RDIMM, or 64GB ECC/non-ECC UDIMM, DDR4-2133MHz, in 4 DIMM slots	Up to 128GB ECC RDIMM, or 64GB ECC/non-ECC UDIMM, DDR4-2133MHz, in 4 DIMM slots
Expansion Slots	1 PCI-E 3.0 x16 M.2 PCI-E 3.0 x4, M Key 2242/2280	1 PCI-E 3.0 x16 M.2 PCI-E 3.0 x4, M Key 2242/2280	1 PCI-E 3.0 x16 M.2 PCI-E 3.0 x4, M Key 2242/2280	1 PCI-E 3.0 x16 M.2 PCI-E 3.0 x4, M Key 2242/2280
Onboard RAID Controller	SoC controller for 6 SATA3 (6 Gbps) ports; RSTe, Intel® Raid 0,1,5,10	SoC controller for 6 SATA3 (6 Gbps) ports; RSTe, Intel® Raid 0,1,5,10	SoC controller for 6 SATA3 (6 Gbps) ports; RAID 0,1,5,10 RSTe	SoC controller for 6 SATA3 (6 Gbps) ports; RAID 0,1,5,10 RSTe
Onboard LAN	Dual 10GBase-T with SoC Dual 1GbE LAN with Intel® i350-AM2;	Dual 1GbE LAN with Intel® i350-AM2	Dual 10GBase-T with SoC	Dual 10GBase-T with SoC Dual 1GbE LAN with Intel® i350-AM2;
Onboard VGA	1 VGA via Aspeed AST2400 BMC	1 VGA via Aspeed AST2400 BMC	1 VGA via Aspeed AST2400 BMC	1 VGA via Aspeed AST2400 BMC
USB Ports	4 USB 2.0 ports (4 via headers) 2 USB 3.0 ports (2 rear)	4 USB 2.0 ports (4 via headers) 2 USB 3.0 ports (2 rear)	4 USB 2.0 ports (4 via headers) 2 USB 3.0 ports (2 rear)	4 USB 2.0 ports (4 via headers) 2 USB 3.0 ports (2 rear)
Other Onboard I/O Devices	1 Port SuperDOM TPM Header 1 COM Ports (1 header) GPIO and SMbus headers	1 Port SuperDOM TPM Header 1 COM Ports (1 header) GPIO and SMbus headers	1 Port SuperDOM TPM Header 1 COM Ports (1 header) GPIO and SMbus headers	1 Port SuperDOM TPM Header 1 COM Ports (1 header) GPIO and SMbus headers
Manageability	Redfish 1.0 + IPMI 2.0 + KVM with dedicated LAN, NMI, SSM, SUM, SuperDoctor® 5, Watchdog	Redfish 1.0 + IPMI 2.0 + KVM with dedicated LAN, NMI, SSM, SUM, SuperDoctor® 5, Watchdog	Redfish 1.0 + IPMI 2.0 + KVM with dedicated LAN, NMI, SSM, SUM, SuperDoctor® 5, Watchdog	Redfish 1.0 + IPMI 2.0 + KVM with dedicated LAN, NMI, SSM, SUM, SuperDoctor® 5, Watchdog
PC Health Monitoring	+1.8V, +12V, +3.3V, +5V, 1.2V (VDIMM), 4 -fan status, Chassis intrusion header, Supports system management utility, System level control, VBAT	+1.8V, +12V, +3.3V, +5V, 1.2V (VDIMM), 4 -fan status, Chassis intrusion header, Supports system management utility, System level control, VBAT	+1.8V, +12V, +3.3V, +5V, 1.2V (VDIMM), 4 -fan status, Chassis intrusion header, Supports system management utility, System level control, VBAT	+1.8V, +12V, +3.3V, +5V, 1.2V (VDIMM), 4 -fan status, Chassis intrusion header, Supports system management utility, System level control, VBAT
Thermal Control	4 4-pin, Fan speed control, Overheat LED indication, PWM fan speed control, System level control, Thermal control tachometer fan connectors	4 4-pin, Fan speed control, Overheat LED indication, PWM fan speed control, System level control, Thermal control tachometer fan connectors	4 4-pin, Fan speed control, Overheat LED indication, PWM fan speed control, System level control, Thermal control tachometer fan connectors	4 4-pin, Fan speed control, Overheat LED indication, PWM fan speed control, System level control, Thermal control tachometer fan connectors
Other Features	4-pin 12v DC power connector, ACPI power management, ATX Power connector, Control of power-on for recovery from AC power loss, CPU thermal trip support for processor protection, M.2 NGFF connector, Node Manager Support, SDDC, System level control, UID, WOL	4-pin 12v DC power connector, ACPI power management, ATX Power connector, Control of power-on for recovery from AC power loss, CPU thermal trip support for processor protection, M.2 NGFF connector, Node Manager Support, System level control, UID, WOL, SDDC	4-pin 12v DC power connector, ACPI power management, ATX Power connector, Control of power-on for recovery from AC power loss, CPU thermal trip support for processor protection, M.2 NGFF connector, Node Manager Support, SDDC, System level control, UID, WOL	4-pin 12v DC power connector, ACPI power management, ATX Power connector, Control of power-on for recovery from AC power loss, CPU thermal trip support for processor protection, M.2 NGFF connector, Node Manager Support, SDDC, System level control, UID, WOL
BIOS	AMI UEFI	AMI UEFI	AMI UEFI	AMI UEFI

† Supermicro chassis required for optimal functionality and performance
* Please check with your Supermicro sales representative and website for compatibility and configuration details

SC101i
Embedded Compact Chassis

- Support Mini-ITX (6.75” x 6.75”) Motherboard
- 60~80W, 12V, DC-IN Power Adapter (optional)
- 1x 2.5” internal SAS/SATA drive bay
- 1x 6cm fan
- Power switch, 2x USB 2.0 Port, 2x Front Audio Jack
- Support Wall-mount and Vesa mount bracket
- WIFI antenna supported (optional)
- Dimensions: 7.68”W x 2.68”H x 7.68”D

SC101S
Mini-ITX chassis for motherboard support size of Mini-ITX 6.75" x 6.75"

- Slim & Space-saving 1U Mini-ITX Chassis Design
- Standard Mini-ITX MB form factor 6.7" x 6.7"
- 1x 2.5" internal HDD support (design for 9.5mm thickness HDD)
- 1x 4cm Cooling Fan
- VESA/Wall-mount ready

SC504-203B
9.8" depth, optimized for Mini-ITX Motherboard

- 200W Gold Level High-efficiency Power Supply
- Rear I/O Ports
- 1x 3.5" Internal Drive Bay with 1x Half-height, Half-length PCI; or, 2x 3.5" Internal Drive Bay; or, 2x 2.5" Internal Drive Bay with 1x Full-height, Half-length PCI or, 4x 2.5" Internal Drive Bay
- Power Switch, Reset Button and 5x LED Indicators

SC721TQ-250B
Mini-Tower chassis for motherboard support size Mini-ITX 6.75" x 6.75"

- Compact Mini-Tower : 11"D x 8.27"W x 9.45"H
- Support wide range of Mini-ITX motherboard, from ATOM to Core i7
- 4x 3.5" hot-swap SATA HDD and 2x internal 2.5" SATA HDD
- One low profile expansion slot

Chassis \ MB	X10SDV-TLN4F X10SDV-16C+-TLN4F X10SDV-8C+-LN2F X10SDV-6C+-TLN4F X10SDV-4C+-TLN4F	X10SDV-F X10SDV-4C-TLN2F X10SDV-2C-TLN2F	X10SDV-16C-TLN4F X10SDV-12C-TLN4F X10SDV-8C-TLN4F X10SDV-6C-TLN4F X10SDV-4C-TLN4F
Embedded Compact Chassis	SC101i *(for X10SDV-4C+-TLN4F & X10SDV-6C+-TLN4F only)*		
1U	● SC504-203B ● SC505-203B	● SC504-203B ● SC505-203B SC813MTQ-350CB	● SC504-203B ● SC505-203B SC813MTQ-350CB
Mini-Tower	● SC721TQ-250B		

Note - When ordering please select the Revision M version of your chassis to optimally support Supermicro serverboards with the Intel® Xeon® processor E5 family.
● Most Optimized Chassis for SuperServer Configuration
* Heatsinks & Riser Cards sold separately
† HDD controller card is needed and enterprise level SAS & SATA HDDs are only recommended.

New!
Xeon® D SoC
16-Core, 128GB Memory
22x SATA Storage Device
2x 10GbE SFP+, 6x 1GbE
Embedded

New!
Xeon® D SoC
2/4/8 Core, 128GB Memory
22x SATA Storage Device
2x 10GbE SFP+, 2x 1GbE
Embedded

New!
Xeon® D SoC
2/4 Core, 128GB Memory
2x 10GbE SFP+, 6x 1GbE
Embedded

New!
Xeon® D SoC
2/4 Core, 128GB Memory
2x 10GbE SFP+, 2x 1GbE
Embedded

MODEL	X10SDV-7TP8F	X10SDV-7TP4F X10SDV-4C-7TP4F X10SDV-2C-7TP4F	X10SDV-TP8F X10SDV-2C-TP8F	X10SDV-4C+-TP4F X10SDV-2C-TP4F
Processor†	Intel® Xeon® Processor D-1587 product family; Socket FCBGA1667 supported; CPU TDP support 65W	Intel® Xeon® Processor D-1537, 8 Core; Socket FCBGA 1667 supported; CPU TDP support 35W 4C: D-1518, 6MB, 4 Core, 35W 2C: D-1508, 3MB, 2 Core, 25W	Intel® Xeon® Processor D-1518, 4 Core; Socket FCBGA 1667 supported; CPU TDP support 35W; 2C: D-1508, 3MB, 2 Core, 25W	Intel® Xeon® Processor D-1518, 4 Core; Socket FCBGA 1667 supported; CPU TDP support 35W 2C: D-1508, 3MB, 2 Core, 25W
Chipset	System on Chip	System on Chip	System on Chip	System on Chip
Form Factor	Flex ATX 9.0" x 7.25"	Flex ATX 9.0" x 7.25"	Flex ATX 9.0" x 7.25"	Flex ATX 9.0" x 7.25"
Memory Capacity & Slots*	Up to 128GB ECC RDIMM, or 64GB ECC/non-ECC UDIMM, DDR4-2133MHz, in 4 DIMM slots	Up to 128GB ECC RDIMM, or 64GB ECC/non-ECC UDIMM, DDR4-2133MHz, in 4 DIMM slots	Up to 128GB ECC RDIMM, or 64GB ECC/non-ECC UDIMM, DDR4-2133MHz, in 4 DIMM slots	Up to 128GB ECC RDIMM, or 64GB ECC/non-ECC UDIMM, DDR4-2133MHz, in 4 DIMM slots
Expansion Slots	2 PCI-E 3.0 x8 M.2 PCI-E 3.0 x4, M Key 2242/2280/22110; Mini-PCI-E with mSATA support	2 PCI-E 3.0 x8 M.2 PCI-E 3.0 x4, M Key 2242/2280/22110; Mini-PCI-E with mSATA support	2 PCI-E 3.0 x8 M.2 PCI-E 3.0 x4, M Key 2242/2280/22110; Mini-PCI-E with mSATA support	2 PCI-E 3.0 x8 M.2 PCI-E 3.0 x4, M Key 2242/2280/22110; Mini-PCI-E with mSATA support
Onboard RAID Controller	SoC controller for 4 SATA3 (6 Gbps) ports; RSTe, Intel® Raid 0,1,5,10; LSI® 2116 SW controller for 16 SATA3 (6 Gbps) ports; SAS2 and SATA3;	SoC controller for 4 SATA3 (6 Gbps) ports; RSTe, Intel® Raid 0,1,5,10; LSI® 2116 SW controller for 16 SATA3 (6 Gbps) ports; SAS2 and SATA3;	SoC controller for 4 SATA3 (6 Gbps) ports; RSTe, Intel® Raid 0,1,5,10	SoC controller for 4 SATA3 (6 Gbps) ports; RSTe, Intel® Raid 0,1,5,10
Onboard LAN	Dual 10GbE SFP+ from SoC; Dual 1GbE LAN with Intel® I210; Quad 1GbE LAN with Intel® i350-AM4	Dual 10GbE SFP+ from SoC; Dual 1GbE LAN with Intel® I210	Dual 10GbE SFP+ from SoC; Dual 1GbE LAN with Intel® I210; Quad 1GbE LAN with Intel® i350-AM4	Dual 10GbE SFP+ from SoC; Dual 1GbE LAN with Intel® I210
Onboard VGA	1 VGA via Aspeed AST2400 BMC	1 VGA via Aspeed AST2400 BMC	1 VGA via Aspeed AST2400 BMC	1 VGA via Aspeed AST2400 BMC
USB Ports	2 USB 3.0 ports (2 rear); 5 USB 2.0 ports (+ 4 via headers + 1 Type A)	2 USB 3.0 ports (2 rear); 5 USB 2.0 ports (+ 4 via headers + 1 Type A)	2 USB 3.0 ports (2 rear); 5 USB 2.0 ports (+ 4 via headers + 1 Type A)	2 USB 3.0 ports (2 rear); 5 USB 2.0 ports (+ 4 via headers + 1 Type A)
Other Onboard I/O Devices	2 ports SuperDOM TPM 2.0 Header 1 COM Ports (1 header) GPIO and SMbus headers	2 ports SuperDOM TPM 2.0 Header 1 COM Ports (1 header) GPIO and SMbus headers	2 ports SuperDOM TPM 2.0 Header 1 COM Ports (1 header) GPIO and SMbus headers	2 ports SuperDOM TPM 2.0 Header 1 COM Ports (1 header) GPIO and SMbus headers
Manageability	Redfish 1.0 + IPMI 2.0 + KVM with dedicated LAN, AMT, NMI, SSM, SUM, SuperDoctor® 5, Watchdog	Redfish 1.0 + IPMI 2.0 + KVM with dedicated LAN, AMT, NMI, SSM, SUM, SuperDoctor® 5, Watchdog	Redfish 1.0 + IPMI 2.0 + KVM with dedicated LAN, AMT, NMI, SSM, SUM, SuperDoctor® 5, Watchdog	Redfish 1.0 + IPMI 2.0 + KVM with dedicated LAN, AMT, NMI, SSM, SUM, SuperDoctor® 5, Watchdog
PC Health Monitoring	+1.8V, +12V, +3.3V, +5V, 1.2V (VDIMM), 6 -fan status, Chassis intrusion header, Supports system management utility, System level control, VBAT	+1.8V, +12V, +3.3V, +5V, 1.2V (VDIMM), 6 -fan status, Chassis intrusion header, Supports system management utility, System level control, VBAT	+1.8V, +12V, +3.3V, +5V, 1.2V (VDIMM), 6 -fan status, Chassis intrusion header, Supports system management utility, System level control, VBAT	+1.8V, +12V, +3.3V, +5V, 1.2V (VDIMM), 6 -fan status, Chassis intrusion header, Supports system management utility, System level control, VBAT
Thermal Control	6 4-pin, Fan speed control, Overheat LED indication, PWM fan speed control, System level control, Thermal control tachometer fan connectors	6 4-pin, Fan speed control, Overheat LED indication, PWM fan speed control, System level control, Thermal control tachometer fan connectors	6 4-pin, Fan speed control, Overheat LED indication, PWM fan speed control, System level control, Thermal control tachometer fan connectors	6 4-pin, Fan speed control, Overheat LED indication, PWM fan speed control, System level control, Thermal control tachometer fan connectors
Other Features	8-pin 12v DC power connector, ACPI power management, ATX Power connector, Control of power-on for recovery from AC power loss, CPU thermal trip support for processor protection, M.2 NGFF connector, Node Manager Support, SDDC, System level control, UID, WOL	8-pin 12v DC power connector, ACPI power management, ATX Power connector, Control of power-on for recovery from AC power loss, CPU thermal trip support for processor protection, M.2 NGFF connector, Node Manager Support, SDDC, System level control, UID, WOL	8-pin 12v DC power connector, ACPI power management, ATX Power connector, Control of power-on for recovery from AC power loss, CPU thermal trip support for processor protection, M.2 NGFF connector, Node Manager Support, SDDC, System level control, UID, WOL	8-pin 12v DC power connector, ACPI power management, ATX Power connector, Control of power-on for recovery from AC power loss, CPU thermal trip support for processor protection, M.2 NGFF connector, Node Manager Support, SDDC, System level control, UID, WOL
BIOS	AMI UEFI	AMI UEFI	AMI UEFI	AMI UEFI

† Supermicro chassis required for optimal functionality and performance
* Please check with your Supermicro sales representative and website for compatibility and configuration details

SC514-505

1U short-depth resource optimized chassis

- 500W power supplies Platinum Level Certified
- 4x 2.5" or 1x 3.5" Internal Drive Bays
- Up to 2x Full-height AOC expansion slot
- 4x 40x56mm high-efficiency fans (additional 2 optional fans)

SC101S

Mini-ITX chassis for motherboard support size of Mini-ITX 6.75" x 6.75"

- Slim & Space-saving 1U Mini-ITX Chassis Design
- Standard Mini-ITX MB form factor 6.7" x 6.7"
- 1x 2.5" internal HDD support (design for 9.5mm thickness HDD)
- 1x 4cm Cooling Fan
- VESA/Wall-mount ready

SC504-203B

9.8" depth, optimized for Mini-ITX Motherboard

- 200W Gold Level High-efficiency Power Supply
- Rear I/O Ports
- 1x 3.5" Internal Drive Bay with 1x Half-height, Half-length PCI; or, 2x 3.5" Internal Drive Bay; or, 2x 2.5" Internal Drive Bay with 1x Full-height, Half-length PCI or, 4x 2.5" Internal Drive Bay
- Power Switch, Reset Button and 5x LED Indicators

SC515-505

1U short-depth front I/O chassis

- Resource optimized front I/O chassis
- 500W power supplies Platinum Level Certified
- Up ro 8x 2.5" or 3x 3.5" Internal Drive Bays
- 4x 40x56mm high-efficiency fans (additional 2 optional fans)

Chassis \ MB	X10SDV-7TP8F	X10SDV-7TP4F X10SDV-4C-7TP4F X10SDV-2C-7TP4F	X10SDV-TP8F X10SDV-2C-TP8F	X10SDV-4C+-TP4F X10SDV-2C-TP4F
Embedded Compact Chassis				
1U	● SC515-R407 SC504-203B SC505-203B SC514-505 SC813MTQ-350CB	● SC504-203B ● SC505-203B ● SC515-R407 SC514-505 SC813MTQ-350CB	● SC504-203B ● SC505-203B ● SC515-R407 SC514-505 SC813MTQ-350CB	● SC504-203B ● SC505-203B ● SC515-R407 SC514-505 SC813MTQ-350CB
Mini-Tower				SC731i-300B *(X10SDV-4C+-TP4F only)*

Note - When ordering please select the Revision M version of your chassis to optimally support Supermicro serverboards with the Intel® Xeon® processor E5 family.

● Most Optimized Chassis for SuperServer Configuration

* Heatsinks & Riser Cards sold separately

† HDD controller card is needed and enterprise level SAS & SATA HDDs are only recommended.

MODEL	X11SSQ	X11SSQ-L	X11SSV-Q	X10SLQ X10SLQ-L	X10SLV X10SLV-Q
	Skylake Solutions vPro AMT Embedded Desktop	*New! Skylake Solutions Embedded Desktop*	*Skylake Solutions vPro AMT Embedded*	*vPro AMT mSATA Slot Q87, 7 Year DT*	*Embedded*
					
Processor†	Intel® 6th Generation Core™ i7/i5/i3 series, Intel® Celeron®, Intel® Pentium®, Socket H4 (LGA 1151) supported CPU TDP support 95W	Intel® 6th Generation Core™ i7/i5/i3 series, Intel® Celeron®, Intel® Pentium®, Socket H4 (LGA 1151) supported; CPU TDP support 80W	Intel® 6th Generation Core™ i7/i5/i3 series, Intel® Celeron®, Intel® Pentium®, Socket H4 (LGA 1151) supported; CPU TDP support 95W	Intel® 4th Generation Core™ i7/i5/i3 series, Intel® Celeron®, Pentium® series; Socket LGA 1150 supported	Intel® 4th Generation Core™ i7/i5/i3 series, Intel® Celeron®, Pentium® series; Socket LGA 1150 supported
Chipset	Intel® Q170	Intel® H110	Intel® Q170	Intel® Q87 Express	X10SLV: Intel® H81 X10SLV-Q: Intel® Q87
Form Factor	uATX 9.6" x 9.6"	uATX 9.6" x 9.6"	Mini-ITX 6.7" x 6.7"	Micro-ATX 9.6" x 9.6"	Mini-ITX 6.7" x 6.7"
Memory Capacity & Slots*	Up to 64GB Unbuffered Non-ECC UDIMM, DDR4-2133MHz, in 4 DIMM slots	Up to 32GB Unbuffered Non-ECC UDIMM, DDR4-2133MHz, in 2 DIMM slots	Up to 32GB Unbuffered non-ECC SO-DIMM, DDR4-2133MHz, in 2 DIMM slots	Up to 32GB Unbuffered non-ECC, DDR3-1600MHz in 4 DIMM slots; X10SLQ-L supports up to 16GB with 2 DIMM slots	Up to 16GB non-ECC SODIMM in 2 slots
Expansion Slots	1 PCI-E 3.0 x16 2 PCI-E 3.0 x4 (open) 1 PCI-E 3.0 x1 M.2 PCI-E x2 M Key 2242/2260/2280	1 PCI-E 3.0 x16 1 PCI-E 2.0 x4 1 PCI-E 2.0 x1	1 PCI-E 3.0 x16 Mini-PCI-E with mSATA support, M.2 PCI-E 3.0 x4 with SATA support, M Key 2242/2280	1 PCI-E 3.0 x16 (in x16 slot), 1 PCI-E 2.0 x4, 1 PCI-E 2.0 x1, Mini-PCI-E with mSATA support (N/A in -L)	1 PCI-E 3.0 x16 Mini-PCI-E with mSATA support
Onboard RAID Controller	Intel® Q170 controller for 6 SATA3 (6 Gbps) ports; RAID 0,1,5,10;	Intel® H110 controller for 4 SATA3 (6 Gbps) ports	Intel® Q170 controller for 5 SATA3 (6 Gbps) ports; RAID 0,1,5,10	Intel® Q87 controller for 6 SATA3 (6Gbps) ports; RAID 0,1,5,10	X10SLV: Intel® H81 controller for 2 SATA3 (6Gbps) ports; 2 SATA2 (3Gbps) X10SLV-Q: Intel® Q87 controller for 4 SATA3 (6Gbps) ports; RAID 0,1,5,10
Onboard LAN	Dual 1GbE LAN with Intel® PHY i219LM & i210-AT	1GbE LAN with Intel® PHY i219LM	Dual 1GbE LAN with Intel® PHY i219LM & i210-AT	Dual LAN with Intel® i217LM & i210AT	Dual LAN with Intel® i217V & i210AT
Onboard VGA	1 HDMI 1 DP (DisplayPort) 1 DVI-D, 1 eDP (Embedded DisplayPort) Intel® HD Graphics 3 Independent Displays	1 HDMI, 1 DP (DisplayPort), 1 DVI - D, Intel® HD Graphics 2 Independent Displays	1 HDMI 1 DP (DisplayPort) 1 DVI-I Intel® HD Graphics 3 Independent Displays	HDMI, DP (Display Port) DVI-D, VGA Intel® HD 4600 Graphics 3 Independent Displays	1 HDMI, 1 DP (Display Port) 1 DVI-I Intel® HD 4600 Graphics 3 independent Displays
USB Ports	4 USB 3.0 ports (2 rear + 2 via header) 8 USB 2.0 ports (4 rear + 4 via headers)	4 USB 3.0 ports (2 rear + 2 via header) 6 USB 2.0 ports (2 rear + 4 via headers)	6 USB 3.0 ports (4 rear + 2 via header) 5 USB 2.0 ports (4 via headers + 1 Type A)	4 USB 3.0 ports (2 rear + 2 via header + 8 USB 2.0 ports (4 rear + 4 via headers) -L with 2 USB 3.0 rear header and 6 USB 2.0 ports	2 USB 3.0 ports (2 rear +) 5 USB 2.0 ports (2 rear + 2 via headers + 1 Type A)
Other Onboard I/O Devices	1 Port SuperDOM ALC 888S HD Audio PS/2 Combo mouse and keyboard TPM Header 4 COM Ports (headers) Force On mode by jumper and AC recovery	1 Port SuperDOM ALC 888S HD Audio PS/2 Combo mouse and keyboard TPM 2.0 Header 2 COM Ports (2 headers) Force On mode by jumper and AC recovery	2 Port SuperDOM ALC 888S HD Audio TPM Header 2 COM Ports (2 rears)	7.1 HD Audio Audio 4 COM port headers PS/2 Combo mouse & keyboard (-L: w/o PS/2 KB/MS) TPM header 1 com port with RS422/485 support	1 SATA DOM power connector; ALC 888S HD Audio; 5 fast UART 16550 serial COM port headers (2 rear 3 header; PS/2 Combo mouse and keyboard; 1 com port with RS422/485 support; TPM header
Manageability	AMT, NMI, SSM, SuperDoctor® 5 vPro, Watchdog	NMI, SSM, SuperDoctor® 5, Watchdog	AMT, NMI, SSM, SuperDoctor® 5, vPro, Watchdog	SuperDoctor® 5, SSM, Watchdog, AMT vPro	SuperDoctor® 5, SSM, Watchdog
PC Health Monitoring	+12V, +3.3V, +5V, +5V standby, Chassis intrusion header, Monitors CPU voltages, Supports system management utility, System level control	+12V, +3.3V, +5V, +5V standby, Chassis intrusion header, Monitors CPU voltages, Supports system management utility, System level control	+1.8V, +12V, +3.3V, +5V, +5V standby, Chassis intrusion header, Monitors CPU voltages, Supports system management utility, System level control	Monitors CPU voltages, +1.8V, +12V, +3.3V, +5V, +5V Standby, 4 -fan status, Chassis intrusion header, Monitors CPU voltages, Supports system management utility, System level control	Monitors CPU voltages, +1.8V, +12V, +3.3V, +5V, +5V Standby, Chassis intrusion header, Monitors CPU voltages, Supports system management utility, System level control
Thermal Control	4 4-pin, Fan speed control, Overheat LED indication, PWM fan speed control, System level control, Thermal control tachometer fan connectors	4 4-pin, Fan speed control, Overheat LED indication, PWM fan speed control, System level control, Thermal control tachometer fan connectors	3 4-pin, Fan speed control, Overheat LED indication, PWM fan speed control, System level control, Thermal control tachometer fan connectors	Overheat LED indication, fan speed control, Thermal control tachometer fan connectors	3 4-pin, Fan speed control, Overheat LED indication, PWM fan speed control, System level control, Thermal control tachometer fan connectors
Other Features	ACPI power management, ATX Power connector, Control of power-on for recovery from AC power loss, CPU thermal trip support for processor protection, Intel® Smart Response Technology, M.2 NGFF connector, System level control, WOL, RST	ACPI power management, ATX Power connector, Control of power-on for recovery from AC power loss, CPU thermal trip support for processor protection, Intel® Smart Response Technology, WOL, RST	8-pin 12v DC power connector, ACPI power management, ATX Power connector, Control of power-on for recovery from AC power loss, CPU thermal trip support for processor protection, Intel® Smart Response Technology, M.2 NGFF connector, System level control, WOL. RST	ACPI power management, ATX Power connector, Control of power-on for recovery from AC power loss, CPU thermal trip support for processor protection, Intel® Smart Response Technology, System level control, WOL, 0°C -60°C operating temperature	4-pin 12v DC power connector, ACPI power management, ATX Power connector, Control of power-on for recovery from AC power loss, CPU thermal trip support for processor protection, System level control, WOL, 0°C -60°C operating temperature
BIOS	AMI UEFI	AMI UEFI	AMI UEFI	AMI UEFI	AMI UEFI

† *Supermicro chassis required for optimal functionality and performance*

* *Please check "Tested Memory List" on Supermicro website for compatibility*

SC101i
Embedded Compact Chassis

- Support Mini-ITX (6.75” x 6.75”) Motherboard
- 60~80W, 12V, DC-IN Power Adapter (optional)
- 1x 2.5” internal SAS/SATA drive bay
- 1x 6cm fan
- Power switch, 2x USB 2.0 Port, 2x Front Audio Jack
- Support Wall-mount and Vesa mount bracket
- WIFI antenna supported (optional)
- Dimensions: 7.68”W x 2.68”H x 7.68”D

SC101S
Mini-ITX chassis for motherboard support size of Mini-ITX 6.75" x 6.75"

- Slim & Space-saving 1U Mini-ITX Chassis Design
- Standard Mini-ITX MB form factor 6.7" x 6.7"
- 1x 2.5" internal HDD support (design for 9.5mm thickness HDD)
- 1x 4cm Cooling Fan
- VESA/Wall-mount ready

SC504-203B
9.8" depth, optimized for Mini-ITX Motherboard

- 200W High-efficiency Power Supply 80 PLUS, Gold Level Certified
- Rear I/O Ports
- 1x 3.5" Internal Drive Bay with 1x Half-height, Half-length PCI; or, 2x 3.5" Internal Drive Bay; or, 2x 2.5" Internal Drive Bay with 1x Full-height, Half-length PCI or, 4x 2.5" Internal Drive Bay
- Power Switch, Reset Button and 5x LED Indicators

SC721TQ-250B
Mini-Tower chassis for motherboard support size Mini-ITX 6.75" x 6.75"

- Compact Mini-Tower : 11"D x 8.27"W x 9.45"H
- Support wide range of Mini-ITX motherboard, from ATOM to Core i7
- 4x 3.5" hot-swap SATA HDD and 2x internal 2.5" SATA HDD
- One low profile expansion slot

Chassis \ MB	X11SSQ	X11SSQ-L	X11SSV-Q	X10SLQ X10SLQ-L	X10SLV X10SLV-Q
Embedded Compact Chassis			● SC101i		● SC101i 1U Heatsink: SNK-P0049A4
1U					For X10SLV-Q only: SC504-203B SC505-203B 1U Heatsink: SNK-P0049A4
2U	● SC825MTQ-R700LPB ● SC823MTQ-R700LPB 2U Heatsink: SNK-P0046A4	● SC825MTQ-R700LPB ● SC823MTQ-R700LPB 2U Heatsink: SNK-P0046A4		● SC825MTQ-R700LPB ● SC823MTQ-R700LPB 2U Heatsink: SNK-P0046A4	
3U/Mid-Tower	● SC731i-300B 2U Heatsink: SNK-P0046A4	● SC731i-300B 2U Heatsink: SNK-P0046A4	● SC721TQ-250B ● SC731i-300B 2U Heatsink: SNK-P0046A4	SC731D-300B SC731i-300B 2U Heatsink: SNK-P0046A4 SC732D4F-500B/865B/903B SC732D4-500B/865B/903B SC732D2-500B/865B/903B SC732I-500B/865B 2U Heatsink: SNK-P0046A4	● SC721TQ-250B 2U Heatsink: SNK-P0046A4 SC731D-300B SC731i-300B 2U Heatsink: SNK-P0046A4 SC732D4F-500B/865B/903B SC732D4-500B/865B/903B SC732D2-500B/865B/903B SC732I-500B/865B 2U Heatsink: SNK-P0046A4
4U	● SC842i-500B 2U Heatsink: SNK-P0046A4	● SC842i-500B 2U Heatsink: SNK-P0046A4			

Note - When ordering please select the Revision M version of your chassis to optimally support Supermicro serverboards with the Intel® Xeon® processor E5 family.
● Most Optimized Chassis for SuperServer Configuration
* Heatsinks & Riser Cards sold separately
† HDD controller card is needed and enterprise level SAS & SATA HDDs are only recommended.
• ** OEM SKU

MODEL	*Embedded Communication Cave Creek LAN Bypass*	*Embedded N2800*	*Embedded*
			
	X9SKV-1125 **X9SKV-B915** **X9SKV-1105**	**X9SCAA** **X9SCAA-L**	**X9SCV-Q**
Processor†	-1125: Intel® Xeon® Processor E3-1125C, 40W; -1105: Intel® Xeon® Processor E3-1105C v2, 25W; -B915: Intel® Pentium® Processor B915C, 15W; Socket FCBGA1284 supported	Intel® Atom™ Processor N2800; Socket FCBGA559 supported; CPU 6.5W	2nd Generation Intel® Core™ i7, i5, i3 & Celeron® processors in FCPGA988 socket; CPU TDP support up to 45W
Chipset	Intel® Communications Chipset 8903	Intel® NM10 Express	Mobile Intel® QM67 Express Chipset
Form Factor	Flex ATX 9.0" x 7.2"	Mini-ITX 6.7" x 6.7"	Mini-ITX 6.75"W x 6.75"H
Memory Capacity & Slots*	Up to 32GB DDR3 1600MHz ECC SODIMM in 4 slots	Up to 4GB DDR3 1066MHz Non ECC SODIMM in 2 slots	Up to 16GB DDR3 1333/1066 MHz Non-ECC SODIMM, in 2 slots;
Expansion Slots	1 PCI-E 2.0 x8 (-1105: PCI-E 3.0 x8) Slot 7 or Slot 6 option by jumper setting	1 PCI 32-bit Mini PCI-E with mSATA support (X9SCAA only)	1 PCI-E 2.0 x16
Onboard RAID Controller	Intel® AHCI controller for 2 SATA2 (3Gbps) ports	2 SATA 2.0 (3Gbps)	2x SATA 3.0 (6Gbps) ports w/ RAID 0,1 4x SATA 2.0 (3Gbps) ports w/ RAID 0,1,5,10
Onboard LAN	6 GbE LAN ports with 4x Intel® i350 and 2x Intel® i210AT	Dual LAN with Intel® 82574L Gigabit Ethernet	Dual LAN with Intel® 82579LM & 82574L Gigabit Ethernet controllers
Onboard VGA	N/A	HDMI, DP (X9SCAA only) Intel® GMA 3650; VGA+LVDS	Intel® HD Graphics 3000, 2x HDMI 1.4 + VGA
USB Ports	5 USB 2.0 ports (2 rear + 2 via headers, 1 Type A)	2 USB 3.0 ports (X9SCAA) 6 USB 2.0 ports (2 rear + 4 via headers	11x USB 2.0 ports(6 rear+4 via headers + 1 Type-A)
Other Onboard I/O Devices	1 SATA DOM power connector 2 COM ports (1 rear, 1 header) TPM header 2 pair LAN Bypass ports eUSB Stand Off	1 SATA DOM power connector Audio header 4 COM ports RS422/485 support (X9SCAA only)	1x SATA DOM power connector TPM onboard 2 COM ports PS/2 mouse & keyboard Audio header
Manageability	NMI, SuperDoctor® 5, SSM, Watchdog	SuperDoctor® 5, SSM, Watchdog	Watchdog, Super Doctor III AMT 7.0, vPro
PC Health Monitoring	+1.8V, +12V, +3.3V, +5V, +5V Standby, Chassis intrusion header, Supports system management utility, System level control	One 4-pin fan header with tachometer monitoring, support system management utility	Monitors CPU voltages, +3.3V, +5V, +12V & +5V standby and total of 3 4-pin fan headers with tachometer monitoring, supports system management utility, chassis intrusion header
Thermal Control	6 4-pin, Fan speed control, Overheat LED indication, PWM fan speed control, System level control, Thermal control tachometer fan connectors	Overheat LED indication, thermal control tachometer fan connectors	Overheat LED indication, thermal control tachometer fan connectors
Other Features	ACPI power management, ATX Power connector, CPU thermal trip support for processor protection, System level control, WOL, Quad port programmable LAN bypass, 0°C -60°C operating temperature, Intel® QuickAssist Technology	4-pin 12v DC power connector, ACPI power management, ATX Power connector, Control of power-on for recovery from AC power loss, CPU thermal trip support for processor protection, System level control, WOL, 0°C -60°C operating temperature	ACPI power management, control of power-on mode for recovery from AC power loss, Adaptive Thermal Monitor & CPU thermal trip support for processor protection, Intel® Rapid Storage Technology. 0°C – 55°C operating temperature
BIOS	AMI UEFI	AMI UEFI	AMI UEFI

† *Supermicro chassis required for optimal functionality and performance*
* *Please check "Tested Memory List" on Supermicro website for compatibility*

SC101i
Embedded Compact Chassis

- Support Mini-ITX (6.75” x 6.75”) Motherboard
- 60~80W, 12V, DC-IN Power Adapter (optional)
- 1x 2.5” internal SAS/SATA drive bay
- 1x 6cm fan
- Power switch, 2x USB 2.0 Port, 2x Front Audio Jack
- Support Wall-mount and Vesa mount bracket
- WIFI antenna supported (optional)
- Dimensions: 7.68”W x 2.68”H x 7.68”D

SC504-203B
9.8" depth, optimized for Mini-ITX Motherboard

- 200W High-efficiency Power Supply 80 PLUS, Gold Level Certified
- Rear I/O Ports
- 1x 3.5" Internal Drive Bay with 1x Half-height, Half-length PCI; or, 2x 3.5" Internal Drive Bay; or, 2x 2.5" Internal Drive Bay with 1x Full-height, Half-length PCI or, 4x 2.5" Internal Drive Bay
- Power Switch, Reset Button and 5x LED Indicators

SC505-203B
9.8" depth, optimized for Mini-ITX Motherboard, Front I/O access

- 9.8" depth small form factor 1U
- 200W Gold Level power supply
- Optimized for Mini-ITX (6.75" x 6.75") motherboard
- Front I/O access
- Up to 2x 3.5" fixed drive bay; Up to 4x 2.5" fixed with bracket

SC721TQ-250B
Mini-Tower chassis for motherboard support size Mini-ITX 6.75" x 6.75"

- Compact Mini-Tower : 11"D x 8.27"W x 9.45"H
- Support wide range of Mini-ITX motherboard, from ATOM to Core i7
- 4x 3.5" hot-swap SATA HDD and 2x internal 2.5" SATA HDD
- One low profile expansion slot

Chassis \ MB	X9SKV-1125 X9SKV-B915 X9SKV-1105	X9SCAA X9SCAA-L	X9SCV-Q
Embedded Compact Chassis		● SC101i SC101S	SC101i
1U	● SC504-203B SC505-203B SC510-203B (Rev. N) SC813MTQ-350CB	● SC504-203B SC505-203B	
Mini-Tower/ Mid-Tower	SC731i-300B	SC721TQ-250B	SC721TQ-250B

Note - When ordering please select the Revision M version of your chassis to optimally support Supermicro serverboards with the Intel® Xeon® processor E5 family.
● Most Optimized Chassis for SuperServer Configuration
* Heatsinks & Riser Cards sold separately
† HDD controller card is needed and enterprise level SAS & SATA HDDs are only recommended.
• ** OEM SKU

MODEL†	*Embedded ECC vPro, mSATA*	*Embedded ECC IPMI 2.0*	*Embedded ECC IPMI 2.0*	*Embedded Low Power QM67 Chipset vPro AMT 7.0*
				
	X9SPV-M4 **X9SPV-M4-3QE** **X9SPV-M4-3UE**	**X9SPV-LN4F-3QE** **X9SPV-LN4F-3LE**	**X9SPV-F-3610ME** **X9SPV-F-3217UE**	**X9SCV-QV4(2.01)**
Processor	Intel® Core™ i7-3555LE 25W, FCBGA1023; -3QE: Intel® Core™ i7-3612QE, 35W, FCBGA1023 Quad Core; -3UE: Intel® Core™ i7-3517UE 17W	-3QE: Intel® Core™ i7-3612QE 35W, FCBGA1023 Quad Core; -3LE: Intel® Core™ i7-3555LE 25W, FCBGA1023	-3610ME: Intel® Core™ i5-3610ME, 35W, FCBGA1023; -3217UE: Intel® Core™ i3-3217UE, 17W, FCBGA1023	2nd & 3rd Generation Intel® Core™ i7, i5, i3 & Celeron® processors in FCPGA988 socket; CPU TDP support up to 35W for 3rd Gen.
Chipset	Mobile Intel® QM77 Express Chipset	Mobile Intel® QM77 Express Chipset	Mobile Intel® QM77 Express Chipset	Mobile Intel® QM67 Express Chipset
Form Factor	Mini-ITX 6.75"W x6.75"H	Mini-ITX 6.75"W x 6.75"H	Mini-ITX 6.75"W x 6.75"H	Mini-ITX 6.75”W x 6.75”H
Memory Capacity & Slots*	Up to 16GB DDR3 1600/1333 MHz ECC SODIMM in 2 slots	Up to 16GB DDR3 1600/1333 MHz ECC SODIMM in 2 slots	Up to 16GB DDR3 1600/1333 MHz ECC SODIMM in 2 slots	Up to 16GB DDR3 1600/1333/1066 MHz Non-ECC SODIMM, in 2 slots
Expansion Slots	1 PCI-E 3.0 x 16 1 Mini-PCI-E (mSATA support)	1 PCI-E 3.0 x16	1 PCI-E 3.0 x16 (2.0 for 3217UE)	1 PCI-E 2.0 x16 (3.0 with 3rd Gen.)
Onboard RAID Controller	2x SATA 3.0 (6Gbps) ports w/ RAID 0, 1 4x SATA 2.0 (3Gbps) ports w/ RAID 0, 1, 5, 10	2x SATA 3.0 (6Gbps) ports w/ RAID 0, 1 4x SATA 2.0 (3Gbps) ports w/ RAID 0, 1, 5, 10	2x SATA 3.0 (6Gbps) ports w/ RAID 0, 1; 4x SATA 2.0 (3Gbps) ports w/ RAID 0, 1, 5, 10	2x SATA 3.0 (6Gbps) ports w/ RAID 0,1; 4x SATA 2.0 (3Gbps) ports w/ RAID 0,1,5,10
Onboard LAN	Quad LAN ports with 3 Intel® 82574L and one Intel® 82579LM Gigabit Ethernet Controllers	Quad LAN ports with Intel® 82574L Gigabit Ethernet Controllers	Dual LAN ports with Intel® 82574L Gigabit Ethernet Controllers	Dual LAN with Intel® 82579LM & 82574L Gigabit Ethernet controllers
Onboard VGA	Intel® HD 4000 Graphics DVI-I + HDMI + Display Port + eDP	BMC integrated Matrox G200; or, Intel® HD Graphics 4000 VGA	BMC integrated Matrox G200; or, Intel® HD Graphics 4000 VGA	Intel® HD Graphics 4000, 2x HDMI +VGA+LVDS
USB Ports	4 USB 3.0 ports (2 rear, 2 via header) 8 USB 2.0 ports (2 rear, 6 via headers)	4 USB 3.0 ports by headers 6 USB 2.0 ports (4 rear + 2 via headers	4 USB 3.0 ports by headers 6 USB 2.0 ports (4 rear + 2 via headers)	11x USB 2.0 ports (6 rear + 4 via headers + 1 Type-A)
Other Onboard I/O Devices	1 SATA DOM power connector ALC 888S HD Audio 2 COM ports PS/2 Combo mouse and keyboard; TPM header	1 SATA DOM power connector 2 fast UART 16550 serial ports (1 rear, 1 header) PS/2 mouse & keyboard TPM header	1 SATA DOM power connector 2 fast UART 16550 serial ports (1 rear, 1 header) PS/2 mouse & keyboard TPM header	1x SATA DOM power connector TPM onboard 2x serial ports PS/2 mouse & keyboard ALC889 HD Audio
Manageability	SuperDoctor® 5, Watchdog, SSM, AMT 8.0, vPro	IPMI 2.0 + KVM with dedicated LAN Watchdog, SSM, SuperDoctor® 5	IPMI 2.0 + KVM with dedicated LAN Watchdog, SSM, SuperDoctor® 5	Watchdog, Super Doctor III AMT 7.0, vPro
PC Health Monitoring	Monitors CPU voltages, +3.3V, +5V, +12V & +5V standby and total of three 4-pin fan headers with tachometer monitoring, supports system management utility, chassis intrusion header	Monitors CPU voltages, +3.3V, +5V, +12V & +5V standby and total of four 4-pin fan headers with tachometer monitoring, supports system management utility, chassis intrusion header	Monitors CPU voltages, +3.3V, +5V, +12V & +5V standby and total of four 4-pin fan headers with tachometer monitoring, supports system management utility, chassis intrusion header	Monitors CPU voltages, +3.3V, +5V, +12V & +5V standby and total of 3 4-pin fan headers with tachometer monitoring, supports system management utility, chassis intrusion header
Thermal Control	Overheat LED indication, thermal control tachometer fan connectors	Overheat LED indication, thermal control tachometer fan connectors	Overheat LED indication, thermal control tachometer fan connectors	Overheat LED indication, thermal control tachometer fan connectors
Other Features	ACPI power management, WOL, control of power-on for recovery from AC power loss, Adaptive Thermal Monitor & CPU thermal trip support for processor protection, Intel® Smart Response Technology, Intel® Rapid Storage Technology. 0°C – 60°C operating temperature	ACPI power management, WOL, control of power-on for recovery from AC power loss, Adaptive Thermal Monitor & CPU thermal trip support for processor protection, Intel® Smart Response Technology, Intel® Rapid Storage Technology. 0°C – 55°C operating temperature	ACPI power management, WOL, control of power-on for recovery from AC power loss, Adaptive Thermal Monitor & CPU thermal trip support for processor protection, Intel® Smart Response Technology, Intel® Rapid Storage Technology. 0°C – 55°C operating temperature	ACPI power management, control of power-on mode for recovery from AC power loss, Adaptive Thermal Monitor & CPU thermal trip support for processor protection, Intel® Rapid Storage Technology, 4-pin 12V DC power input for embedded system compact design application, 0°C ~ 55°C operating temperature
BIOS	AMI UEFI	AMI UEFI	AMI UEFI	AMI UEFI

† *Supermicro chassis required for optimal functionality and performance*
* *Please check "Tested Memory List" on Supermicro website for compatibility*

SC101i
Embedded Compact Chassis

- Support Mini-ITX (6.75” x 6.75”) Motherboard
- 60~80W, 12V, DC-IN Power Adapter (optional)
- 1x 2.5” internal SAS/SATA drive bay
- 1x 6cm fan
- Power switch, 2x USB 2.0 Port, 2x Front Audio Jack
- Support Wall-mount and Vesa mount bracket
- WIFI antenna supported (optional)
- Dimensions: 7.68”W x 2.68”H x 7.68”D

SC504-203B
9.8" depth, optimized for Mini-ITX Motherboard

- 200W High-efficiency Power Supply 80 PLUS, Gold Level Certified
- Rear I/O Ports
- 1x 3.5" Internal Drive Bay with 1x Half-height, Half-length PCI; or, 2x 3.5" Internal Drive Bay; or, 2x 2.5" Internal Drive Bay with 1x Full-height, Half-length PCI or, 4x 2.5" Internal Drive Bay
- Power Switch, Reset Button and 5x LED Indicators

SC505-203B
9.8" depth, optimized for Mini-ITX Motherboard, Front I/O access

- 9.8" depth small form factor 1U
- 200W Gold Level power supply
- Optimized for Mini-ITX (6.75" x 6.75") motherboard
- Front I/O access
- Up to 2x 3.5" fixed drive bay; Up to 4x 2.5" fixed with bracket

SC721TQ-250B
Mini-Tower chassis for motherboard support size Mini-ITX 6.75" x 6.75"

- Compact Mini-Tower : 11"D x 8.27"W x 9.45"H
- Support wide range of Mini-ITX motherboard, from ATOM to Core i7
- 4x 3.5" hot-swap SATA HDD and 2x internal 2.5" SATA HDD
- One low profile expansion slot

Chassis \ MB	X9SPV-M4 X9SPV-M4-3QE X9SPV-M4-3ME	X9SPV-LN4F-3QE X9SPV-LN4F-3LE	X9SPV-F-3610ME X9SPV-F-3217UE	X9SCV-QV4 (2.01)
1U	SC505-203B SC504-203B	● SC504-203B SC505-203B	● SC504-203B SC505-203B	
Embedded Compact Chassis	SC101i * 80W DC-ATX PWR Board: MCP-250-10103-0N	SC101i * 80W DC-ATX PWR Board: MCP-250-10103-0N	SC101i * 80W DC-ATX PWR Board: MCP-250-10103-0N	SC101i * 80W DC-ATX PWR Board: MCP-250-10103-0N
Mini-Tower	SC721TQ-250B	SC721TQ-250B	SC721TQ-250B	SC721TQ-250B

Note - When ordering please select the Revision M version of your chassis to optimally support Supermicro serverboards with the Intel® Xeon® processor E5 family.
● Most Optimized Chassis for SuperServer Configuration
* Heatsinks, PWR Board & Riser Cards sold separately
† HDD controller card is needed and enterprise level SAS & SATA HDDs are only recommended.

MODEL	X11SAT X11SAT-F	X11SAE X11SAE-F	X11SAE-M
	Workstation Thunderbolt vPro AMT/IPMI	*Workstation vPro AMT/IPMI, USB 3.1*	*Workstation vPro AMT, USB 3.1*
			
Processor†	Intel® Xeon® processor E3-1200 v5 product family, Intel® 6th Generation Core™ i7/i5/i3 series, Intel® Celeron®, Intel® Pentium®, Socket H4 (LGA 1151) supported; CPU TDP support 95W	Intel® Xeon® processor E3-1200 v5 product family, Intel® 6th Generation Core™ i7/i5/i3 series, Intel® Celeron®, Intel® Pentium®, Socket H4 (LGA 1151) supported; CPU TDP support 95W	Intel® Xeon® processor E3-1200 v5 product family, Intel® 6th Generation Core™ i7/i5/i3 series, Intel® Celeron®, Intel® Pentium®, Socket H4 (LGA 1151) supported; CPU TDP support 95W
Chipset	Intel® C236	Intel® C236	Intel® C236
Form Factor	ATX 12" x 9.6"	ATX 12" x 9.6"	micoATX 9.6" x 9.6"
Memory Capacity & Slots*	64GB ECC/Non-ECC UDIMM, DDR4-2133MHz, in 4 DIMM slots	64GB ECC/Non-ECC UDIMM, DDR4-2133MHz, in 4 DIMM slots	64GB ECC/Non-ECC UDIMM, DDR4-2133MHz, in 4 DIMM slots
Expansion Slots	3 PCI-E 3.0 x16* 1 PCI-E 3.0 x1** 1 -5V PCI 32bit	X11SAE: 2 PCI-E 3.0 x16, 3 PCI-E 3.0 x1, 2 - 5V PCI 32bit; X11SAE-F: 2 PCI-E 3.0 x16, 2 PCI-E 3.0 x1, 2 - 5V PCI 32bit; 2 PCI-E x16 slots are running at 16/NA or 8/8	1 PCI-E 3.0 x16 1 PCI-E 3.0 x4 1 - 5V PCI 32bit
Onboard RAID Controller	Intel® C236 controller for 6 SATA3 (6 Gbps) ports; RAID 0,1,5,10 + 1 PCI-E M.2 (PCI-E x4, 2260/2280)(No Raid Support)	Intel® C236 controller for 8 SATA3 (6 Gbps) ports; RAID 0,1,5,10 + 1 PCI-E M.2 (PCI-E x4, 2242/2260/2280)(No Raid support)	Intel® C236 controller for 8 SATA3 (6 Gbps) ports; RAID 0,1,5,10 + 1 PCI-E M.2 (PCI-E x4, 2242/2260/2280/22110) (No Raid Support)
Onboard LAN	Single LAN with Intel® Ethernet Controller i210-AT (share with IPMI) + Single Intel® Ethernet PHY i219LM	Single LAN with Intel® Ethernet Controller i210-AT (Share with IPMI); Single LAN with Intel® PHY i219LM LAN controller	Single LAN with Intel® Ethernet Controller i210-AT; Single LAN with Intel® PHY i219LM LAN controller
Onboard VGA	1 DVI-D 1 DP (DisplayPort) 1 HDMI 1 VGA***	1 DVI-D 1 DP (DisplayPort) 1 HDMI 1 VGA VGA is for IPMI only	1 DVI-D 1 DP (DisplayPort) 1 HDMI DP support up to DP1.2, HDMI support up to HDMI 1.4
USB Ports	6 USB 3.0 ports (2 rear + 4 via header) 4 USB 2.0 ports (2 rear + 2 via headers) 1 USB 3.1 (10 Gbps) Type C ports (Rear, share with Thunderbolt and Display port)	6 USB 3.0 ports (2 rear + 4 via header) 2 USB 3.1 ports (2 rear) X11SAE: 8 USB 2.0 ports (2 rear + 6 via headers) X11SAE-F: 6 USB 2.0 ports (2 rear + 4 via headers)	6 USB 3.0 ports (2 rear + 4 via header) 6 USB 2.0 ports (2 rear + 4 via headers) 2 USB 3.1 (10 Gbps) ports (2 Rear)
Other Onboard I/O Devices	Ext. Power Connector Only ALC 888S HD Audio TPM 1.2 onboard Header 1 COM Port (1 header) TBT 3.0 on board	Ext. Power Connector Only ALC 888S HD Audio TPM 1.2 onboard Header 2 COM Ports (2 headers)	Ext. Power Connector Only ALC 888S HD Audio TPM 1.2 onboard Header 1 COM Port (1 header)
Manageability	-F: IPMI 2.0 + KVM; Intel® Node Manager, NMI SPM, SUM, SSM, SuperDoctor® 5, Watch Dog AMT vPro (non-F)	-F: IPMI 2.0 + KVM; Intel® Node Manager, NMI SPM, SUM, SSM, SuperDoctor® 5, Watch Dog AMT vPro (non-F)	AMT SuperDoctor® 5, Watchdog, SSM, vPro
PC Health Monitoring	+12V, +3.3V, +5V, +5V standby, Chassis intrusion header, Monitors CPU voltages, VBAT	+12V, +3.3V, +5V, +5V standby, Chassis intrusion header, Monitors CPU voltages, VBAT	+12V, +3.3V, +5V, +5V standby, Chassis intrusion header, Monitors CPU voltages, VBAT
Thermal Control	5 4-pin, Fan speed control, Overheat LED indication	5 4-pin, Fan speed control, Overheat LED indication	5 4-pin, Fan speed control, Overheat LED indication
Other Features	8-pin 12v DC power connector, ATX Power connector, Control of power-on for recovery from AC power loss, CPU thermal trip support for processor protection, Intel® Smart Response Technology, WOL	8-pin 12v DC power connector, ACPI power management, ATX Power connector, Control of power-on for recovery from AC power loss, CPU thermal trip support for processor protection, Intel® Smart Response Technology, WOL	8-pin 12v DC power connector, ATX Power connector, Control of power-on for recovery from AC power loss, CPU thermal trip support for processor protection, Intel® Smart Response Technology, WOL
BIOS	AMI UEFI	AMI UEFI	AMI UEFI

† Supermicro chassis required for optimal functionality and performance
* Please check with your Supermicro sales representative and website for compatibility and configuration details
*3 PCI-E x16 slots are running at 16/NA/16 or 16/8/8.
**PCI-E x1 is in x4 slot
*** Display Port is Type C connector , support up to DP1.2, HDMI support up to HDMI 1.4, VGA is for IPMI only

SC732D4-903B
Cost Effective Desktop, Embedded, Workstation Chassis (21dB)

900W Gold Level high efficiency power supply
4x 3.5" internal SAS/SATA HDD bays
90° rotatable HDD cage design, 4x 2.5" internal SAS/SATA HDD bays (optional)
2x 5.25" and 1x 3.5" peripheral drive bays
1x 12cm rear exhaust fan, 1x 12cm front cooling fan (optional)
7x full-height, full-length PCI expansion slots
Front I/O ports: 2x audio (HD/AC97), 2x USB 3.0, 2x USB 2.0 ports

SC732D4-500B
Mid-tower chassis

Versatile front I/O access
Tool-less side panel; tool-less 5.25" (DVD), 3.5" (card reader) device & add-on-card installation
90 rotatable HDD cage design; One push HDD installation; and Folded Edge design for safe installation
Optional All-In-One card reader available; optional 4x internal 2.5" fixed HDD bays

SC731i-300B
Mini-Tower & chassis support micro-ATX motherboards
300W High-efficiency Power Supply
2x 5.25" external drive bays, 4x 3.5" internal drive bays
Rear 9cm PWM Cooling Fan with tool-less design
1x 8cm Front Intake Fan (optional)
4x I/O expansion slots
2x USB ports (2.0 ready)
Power switch & 3 LED indicators
Quick installation: tool-less side panels, Drive Bays, HDD Cage turns 90°, and Stamped Motherboard Support (no standoffs required)
Kensington Lock Security

SC743TQ-1200B-SQ
Whisper Quiet System Chassis

1200W high efficiency Platinum Level power supply
8x 3.5" SAS / SATA hot-swappable drive bays
3x 5.25" peripheral drive Bays
100% cooling redundancy
2x Front USB 3.0 Ports
Locking side panel & bezel with filter
Power Switch, Reset Switch & 6x LED Indicators; 4x 6-pin & 2x (6+2)-pin GPU/VGA power connectors
90° rotatable 5.25" bay module
Super Quiet PWM fans

Chassis \ MB	X11SAT X11SAT-F	X11SAE X11SAE-F	X11SAE-M
3U	● 732D4-903B ● 732D4-865B 2U Heatsink: SNK-P0046A4	● 732D4-903B ● 732D4-865B 2U Heatsink: SNK-P0046A4	● SC732D4-500B ● SC731i-300B 2U Heatsink: SNK-P0046A4
4U/ Tower	● SC743TQ-1200B-SQ 2U Heatsink: SNK-P0046A4	● SC743TQ-1200B-SQ 2U Heatsink: SNK-P0046A4	

Note - When ordering please select the Revision M version of your chassis to optimally support Supermicro serverboards with the Intel® Xeon® processor E5 family.
● Most Optimized Chassis for SuperServer Configuration
* Heatsinks & Riser Cards sold separately
† HDD controller card is needed and enterprise level SAS & SATA HDDs are only recommended.

MODEL	C7Z170-OCE	C7Z170-SQ	C7Z170-M	C7H170-M
	New! Skylake Desktop Overclock PLX 8747, USB 3.1 Type C	*New!* Skylake Desktop Overclock USB 3.1 Type C	*New!* Skylake Desktop Overclock USB 3.1	*New!* Skylake Desktop
				
Processor†	Intel® 6th Generation Core™ i7/i5/ i3 series, Intel® Celeron®, Intel® Pentium®, Socket H4 (LGA 1151) supported; CPU TDP support 160W	Intel® 6th Generation Core™ i7/i5/ i3 series, Intel® Celeron®, Intel® Pentium®, Socket H4 (LGA 1151) supported; CPU TDP support 160W	Intel® 6th Generation Core™ i7/i5/ i3 series, Intel® Celeron®, Intel® Pentium®, Socket H4 (LGA 1151) supported; CPU TDP support 115W	Intel® 6th Generation Core™ i7/i5/ i3 series, Intel® Celeron®, Intel® Pentium®, Socket H4 (LGA 1151) supported; CPU TDP support 115W
Chipset	Intel® Z170 Express	Intel® Z170 Express	Intel® Z170 Express	Intel® H170 Express
Form Factor	ATX 12" x 9.6"	ATX 12" x 9.6"	micoATX 9.6" x 9.6"	micoATX 9.6" x 9.6"
Memory Capacity & Slots*	64GB Non ECC UDIMM, DDR4-3300+MHz (OC), in 4 DIMM slots	64GB Non ECC UDIMM, DDR4-3300+MHz (OC), in 4 DIMM slots	64GB Non ECC UDIMM, DDR4-3300+MHz (OC), in 4 DIMM slots	64GB Non ECC UDIMM, DDR4-2133+MHz (OC), in 4 DIMM slots
Expansion Slots	3 PCI-E 3.0 x16* 3 PCI-E 3.0 x1 *3 PCI-E x16 slots are running at 16/NA/16 or 16/8/8; *PCI-E x1 are in x4 slots*	3 PCI-E 3.0 x16 1 PCI-E 3.0 x4 2 PCI-E 3.0 x1 ***3 PCI-E x16 slots are running at 16/NA/NA or 8/8/NA or 8/4/4, 2 PCI-E x1 are in x4 slots***	1 PCI-E 3.0 x16 1 PCI-E 3.0 x4 1 PCI-E 3.0 x1	1 PCI-E 3.0 x16 1 PCI-E 3.0 x4 1 PCI-E 3.0 x1
Onboard RAID Controller	Intel® Z170 Express controller for 6 SATA3 (6 Gbps) ports; RAID 0,1,5,10 + 1 PCI-E M.2 (PCI-E x4, 2260/2280/22110) (No RAID support)	Intel® Z170 Express controller for 6 SATA3 (6 Gbps) ports; RAID 0,1,5,10 + 1 PCI-E M.2 (PCI-E x4, 2260/2280/22110) (No RAID support)	Intel® Z170 Express controller for 6 SATA3 (6 Gbps) ports; RAID 0,1,5,10 + 1 PCI-E M.2 (PCI-E x4, 2260/2280/22110) (No RAID support)	Intel® H170 Express controller for 6 SATA3 (6 Gbps) ports; RAID 0,1,5,10 + 1 PCI-E M.2 (PCI-E x4, 2260/2280/22110) (No RAID support)
Onboard LAN	Single LAN with Intel® Ethernet Controller i210-AT + Single Intel® Ethernet PHY i219V	Single LAN with Intel® Single Ethernet PHY i219V	Single LAN with Intel® Single Ethernet PHY i219V	Single LAN with Intel® Single Ethernet PHY i219V
Onboard VGA	1 DVI-D, 1 DP (DisplayPort), 1 HDMI *** Display Port support up to DP1.2, HDMI support up to HDMI 1.4 ***	1 DVI-D, 1 DP (DisplayPort), 1 HDMI *** Display Port support up to DP1.2, HDMI support up to HDMI 1.4 ***	1 DVI-D, 1 DP (DisplayPort), 1 HDMI *** Display Port support up to DP1.2, HDMI support up to HDMI 1.4***	1 DVI-D, 1 DP (DisplayPort), 1 HDMI *** Display Port support up to DP1.2, HDMI support up to HDMI 1.4 ***
USB Ports	4 USB 3.0 ports (2 rear + 2 via header) 6 USB 2.0 ports (2 rear + 4 via header) 1 USB 3.1 (10 Gbps) Type C port (Rear), 2 USB 3.1 (10Gbps) ports (Headers)	6 USB 3.0 ports (2 rear + 4 via header) 6 USB 2.0 ports (2 rear + 4 via header) 1 USB 3.1 (10 Gbps) Type C port (Rear)	6 USB 3.0 ports (4 rear + 2 via header) 4 USB 2.0 ports (2 rear + 2 via header) 2 USB 3.1 (10 Gbps) ports (Headers)	6 USB 3.0 ports (4 rear + 2 via header) 4 USB 2.0 ports (2 rear + 2 via header)
Other Onboard I/O Devices	Ext. Power Connector Only ALC 1150 HD Audio 1 COM Ports (1 header) Support SPDIF-Out (Rear)	Ext. Power Connector Only ALC 1150 HD Audio 1 COM Ports (1 header) 1 Thunderbolt AIC Support SPDIF-Out (Rear)	Ext. Power Connector Only ALC 1150 HD Audio 1 COM Ports (1 header) 1 Thunderbolt AIC Support SPDIF-Out (Rear)	Ext. Power Connector Only ALC 1150 HD Audio 1 COM Ports (1 header) 1 Thunderbolt AIC Support SPDIF-Out (Rear)
Manageability	SuperDoctor® 5, SSM, Watchdog	SuperDoctor® 5, SSM, Watchdog	SuperDoctor® 5, SSM, Watchdog	SuperDoctor® 5, SSM, Watchdog
PC Health Monitoring	+12V, +3.3V, +5V, Chassis intrusion header, Monitors CPU voltages, VBAT	+12V, +3.3V, +5V, Chassis intrusion header, Monitors CPU voltages, VBAT	+12V, +3.3V, +5V, Chassis intrusion header, Monitors CPU voltages, VBAT	+12V, +3.3V, +5V, Chassis intrusion header, Monitors CPU voltages, VBAT
Thermal Control	5 4-pin, Fan speed control, Overheat LED indication	5 4-pin, Fan speed control, Overheat LED indication	5 4-pin, Fan speed control, Overheat LED indication	5 4-pin, Fan speed control, Overheat LED indication
Other Features	8-pin 12v DC power connector, ATX Power connector, Control of power-on for recovery from AC power loss, CPU thermal trip support for processor protection, Intel® Smart Response Technology, Voltage and Frequency Overclocking, WOL	8-pin 12v DC power connector, ATX Power connector, Control of power-on for recovery from AC power loss, CPU thermal trip support for processor protection, Intel® Smart Response Technology, Voltage and Frequency Overclocking, WOL	8-pin 12v DC power connector, ATX Power connector, Control of power-on for recovery from AC power loss, CPU thermal trip support for processor protection, Intel® Smart Response Technology, Voltage and Frequency Overclocking, WOL	4-pin 12v DC power connector, ATX Power connector, Control of power-on for recovery from AC power loss, CPU thermal trip support for processor protection, Intel® Smart Response Technology, WOL
BIOS	AMI UEFI (Graphic User Interface)	AMI UEFI (Graphic User Interface)	AMI UEFI (Graphic User Interface)	AMI UEFI (Graphic User Interface)

† *Supermicro chassis required for optimal functionality and performance*
* *Please check with your Supermicro sales representative and website for compatibility and configuration details*

SC732D4-903B
Cost Effective Desktop, Embedded, Workstation Chassis (21dB)

- 900W Gold Level high efficiency power supply
- 4x 3.5" internal SAS/SATA HDD bays
- 90° rotatable HDD cage design, 4x 2.5" internal SAS/SATA HDD bays (optional)
- 2x 5.25" and 1x 3.5" peripheral drive bays
- 1x 12cm rear exhaust fan, 1x 12cm front cooling fan (optional)
- 7x full-height, full-length PCI expansion slots
- Front I/O ports: 2x audio (HD/AC97), 2x USB 3.0, 2x USB 2.0 ports

SC731i-300B
Mini-Tower & chassis support micro-ATX motherboards

- 300W High-efficiency Power Supply
- 2x 5.25" external drive bays, 4x 3.5" internal drive bays
- Rear 9cm PWM Cooling Fan with tool-less design
- 1x 8cm Front Intake Fan (optional)
- 4x I/O expansion slots
- 2x USB ports (2.0 ready)
- Power switch & 3 LED indicators
- Quick installation: tool-less side panels, Drive Bays, HDD Cage turns 90°, and Stamped Motherboard Support (no standoffs required)
- Kensington Lock Security

SC732D4-500B
Mid-tower chassis

- Versatile front I/O access
- Tool-less side panel; tool-less 5.25" (DVD), 3.5" (card reader) device & add-on-card installation
- 90 rotatable HDD cage design; One push HDD installation; and Folded Edge design for safe installation
- Optional All-In-One card reader available; optional 4x internal 2.5" fixed HDD bays

SC743TQ-1200B-SQ
Whisper Quiet System Chassis

- 1200W Platinum Level high efficiency power supply
- 8x 3.5" SAS / SATA hot-swappable drive bays
- 3x 5.25" peripheral drive Bays
- 100% cooling redundancy
- 2x Front USB 3.0 Ports
- Locking side panel & bezel with filter
- Power Switch, Reset Switch & 6x LED Indicators; 4x 6-pin & 2x (6+2)-pin GPU/VGA power connectors
- 90° rotatable 5.25" bay module
- Super Quiet PWM fans

MB / Chassis	C7Z170-OCE	C7Z170-SQ	C7Z170-M	C7H170-M
Mid-Tower	● SC732D4-903B ● SC732D4-865B 4U Heatsink: SNK-P0051AP4	● SC732D4-903B ● SC732D4-865B 4U Heatsink: SNK-P0051AP4	● SC732D2-500B ● SC731i-300B 4U Heatsink: SNK-P0051AP4	● SC732D2-500B ● SC731i-300B 4U Heatsink: SNK-P0051AP4
4U/ Tower	● SC743TQ-1200B-SQ 4U Heatsink: SNK-P0051AP4	● SC743TQ-1200B-SQ 4U Heatsink: SNK-P0051AP4	● SC743TQ-865B-SQ 4U Heatsink: SNK-P0051AP4	● SC743TQ-865B-SQ 4U Heatsink: SNK-P0051AP4

Note - When ordering please select the Revision M version of your chassis to optimally support Supermicro serverboards with the Intel® Xeon® processor E5 family.
● Most Optimized Chassis for SuperServer Configuration
* Heatsinks & Riser Cards sold separately
† HDD controller card is needed and enterprise level SAS & SATA HDDs are only recommended.

MODEL	X10SRA X10SRA-F	X10SAE	X10SAT	X9SRA
	GLOBAL SKU *Workstation*	GLOBAL SKU *Workstation & Desktop*	*Workstation & Desktop*	GLOBAL SKU *Workstation*
				
Processor†	Single Intel® Xeon® processor E5-2600/E5-1600 v4 (Broadwell)/v3 (Haswell) product families; Supports Intel® 4th Gen Core™ i7; (LGA2011) processors; CPU TDP support up to 160W	Intel® Xeon® processor E3-1200 v4/ v3 & 5th/4th Generation Core™ i7/i5/i3 series supported	Intel® Xeon® processor E3-1200 v4/ v3 & 5th/4th Generation Core™ i7/i5/i3 series supported	Intel® Xeon® processor E5-2600/E5-1600 and E5-2600 v2 /1600 v2 families and Core™ 2nd and 3rd Gen i7; Socket R (LGA 2011) supported; CPU TDP support up to 150W
Chipset	Intel® C612 Chipset	Intel® C226 Chipset	Intel® C226 Chipset	Intel® C602 Chipset
Form Factor	ATX 12" x 9.6"	ATX 12" x 9.6"	ATX 12" x 9.6"	ATX 12"W x 9.6"H
Memory Capacity & Slots*	Up to 1TB ECC 3DS LRDIMM or RDIMM DDR4-2400MHz in 8 DIMM slots	Up to 32GB ECC or Non-ECC UDIMM up to DDR3-1600MHz	Up to 32GB ECC/Non-ECC DDR3-1600MHz in 4 UDIMM slots	Up to 256GB ECC RDIMM / LRDIMM or 64GB ECC / non-ECC UDIMMs, DDR3-1866MHz, in 8 DIMM slots
Expansion Slots	4 PCI-E 3.0 x16 (16/16/NA/8) or (16/8/8/8), 2 PCI-E 2.0 x1 (in x4 slot)	2 PCI-E 3.0 x16 slots(16/NA or 8/8), 3 PCI-E 2.0 x1 slots, 2 32bits PCI slots There are two PCI-E 3.0 x16 slots. They function as x16/NA, or x8/x8.	3 PCI-E 3.0 x16 slots (16/NA/NA or 8/8/NA or 8/4/4), 3 PCI-E2.0 x1 in x4 slots	2 PCI-E 3.0 x16, 1 PCI-E 3.0 x4 (in x8), 1 PCI-E 2.0 x4 (in x8), 1 PCI 32-bit
Onboard RAID Controller	Intel® C612 controller for 10 SATA3 (6Gbps) ports; RAID 0,1,5,10	Intel® C226 controller for 6 SATA3 (6Gbps) ports; RAID 0,1,5,10; ASM1061 controller for 2 SATA3 (6Gbps) ports	Intel® C226 controller for 6 SATA3 (6Gbps) ports; RAID 0,1,5,10; ASM1061 controller for 2 SATA3 (6Gbps) ports	Intel® C602 SCU controller for 4 SATA2 (3Gbps) ports; RAID 0,1,10 and Intel® C602 AHCI controller for 2 SATA3 (6Gbps) and 4 SATA2 (3Gbps) ports; RAID 0,1,5,10
Onboard LAN	Dual LAN with Intel® Ethernet Controller i210-AT, Share with IPMI	Single LAN with Intel® Ethernet Controller i210; Single LAN with Intel® Ethernet Controller i217	Single LAN with Intel® Ethernet Controller i210; Single LAN with Intel® Ethernet Controller i217	Dual LAN with Intel® 82579LM and 82574L Gigabit Ethernet Controller
Onboard VGA	1 VGA*** ***VGA connector is for IPMI only***	1 VGA, 1 DVI-I, 1 DP (DisplayPort), 1 HDMI	1 VGA, 1 DVI - I, 1 HDMI, 1 Thunderbolt	N/A
USB Ports	8 USB 3.0 ports (6 rear, 2 header)	6 USB 3.0 ports (2 rear + 4 via header + 10 USB 2.0 ports (4 rear + 6 via headers)	8 USB 3.0 ports (4 rear + 4 via header + 6 USB 2.0 ports (2 rear + 4 via headers)	4 USB 3.0 (5Gbps) ports (2 rear + 2 via headers) and 14 USB 2.0 ports (8 rear, 6 via headers)
Other Onboard I/O Devices	Ext. Power Connector Only ALC 1150 HD Audio PS/2 mouse and keyboard TPM onboard Header 1 COM Ports (1 header)	1 SATA DOM power connector 2 COM port headers 1 PS/2 and Keyboard port 2 1394 headers 1 SPDIF out TPM header	1 SATA DOM power connector 1 COM port headers 1 1394 headers 1 SPDIF out TPM header	7.1 HD audio w/ S/PDIF jack 1 SATA DOM power connector 2 fast UART 16550 serial COM port (1 rear, 1 header)
Manageability	IPMI 2.0, SuperDoctor® 5, SSM, SUM, Watchdog	NMI, SuperDoctor® 5, Watchdog, SSM, Vpro and AMT 9.0	NMI, SuperDoctor® 5, Watchdog, SSM, Vpro and AMT 9.0	Watchdog, SSM, SuperDoctor® 5
PC Health Monitoring	+12V, +3.3V, +5V, 1.05 (PCH), 1.2V (VDIMM), 3.3V standby, Chassis intrusion header, Monitors CPU voltages, VBAT	Monitor CPU voltages, +1.8V, +3.3V, +5V, +12V, -12V, +3.3 V standby, +5V standby, VBAT, HQ, Supports system management utility, chassis intrusion header	Monitor CPU voltages, +1.8V, +3.3V, +5V, +12V, -12V, +3.3 V standby, +5V standby, VBAT, HQ, Supports system management utility, chassis intrusion header	Monitors CPU voltages, +3.3V, +5V, +12V & +5V standby and total of 5 4-pin fan headers with tachometer monitoring, supports system management utility, chassis intrusion header
Thermal Control	5 4-pin, Fan speed control, Overheat LED indication, PWM fan speed control, Thermal control tachometer fan connectors	Overheat LED indication, fan speed control, 4-pin fan headers with tachometer monitoring	Overheat LED indication, fan speed control, 4-pin fan headers with tachometer monitoring	Overheat LED indication, fan speed control, 5x 4-pin fan headers with tachometer monitoring
Other Features	ACPI power management, ATX Power connector, Control of power-on for recovery from AC power loss, CPU thermal trip support for processor protection, Intel® Smart Response Technology, Voltage and Frequency Overclocking, WOL	ACPI power management, control of power-on mode for recovery from AC power loss, TM2 & CPU thermal trip support for processor protection	ACPI power management, control of power-on mode for recovery from AC power loss, TM2 & CPU thermal trip support for processor protection	ACPI power management, WOL, control of power-on for recovery from AC power loss, SDDC, TM2 & CPU thermal trip support for processor protection
BIOS	UEFI 128Mb	UEFI 128Mb	UEFI 128Mb	AMI UEFI

† *Supermicro chassis required for optimal functionality and performance*
* *Please check with your Supermicro sales representative and website for compatibility and configuration details*

SC745BTQ-R1K28B-SQ
4U/Tower Whisper-quiet High-Performance Workstation/Server Chassis

- Redundant (1+1) 1280W Platinum Level (94%+) high-efficiency power supplies w/ PMBus
- 8x 3.5" hot-swap SAS/SATA HDD drive bays
- 3x 5.25" device cage with 90-degree rotatable module
- 7 tool-less full-height & full-length expansion slots
- Optional rear fan module for 100% cooling redundancy
- Whisper-quiet at 27dB

SC732D3-903B
Cost Effective Desktop, Embedded, Workstation Chassis (21dB)

- 900W Gold Level high efficiency power supply
- 4x 3.5" internal SAS/SATA HDD bays
- 90° rotatable HDD cage design, 4x 2.5" internal SAS/SATA HDD bays (optional)
- 2x 5.25" and 1x 3.5" peripheral drive bays
- 1x 12cm rear exhaust fan, 1x 12cm front cooling fan (optional)
- 7x full-height, full-length PCI expansion slots
- Front I/O ports: 2x audio (HD/AC97), 2x USB 3.0

SC743TQ-1200B-SQ
Whisper-Quiet System Chassis (27dB)

- 1200W Platinum Level super-quiet high efficiency power supply
- 8x 3.5" SAS/SATA hot-swappable drive bays
- 2x 5.25" peripheral drive bays
- 1x 5.25" drive bay for 3.5" drive
- 100% cooling redundancy with adjustable air Shroud
- 2x front USB ports
- Locking side panel & bezel with filter
- Power switch, reset switch & 6x LED indicators
- 4x 6-pin power connectors
- 90-degree rotatable 5.25" bay module

SC732G-903B
Mid-Tower Gaming Chassis (21dB)

- Versatile Front I/O Access with 2x Front USB 3.0 Ports, 2x Front USB 2.0 Ports, Front HD/AC97 Audio Ports &
- Front eSATA Port
- 2x 5.25" Optical Drive Bays, 3x 3.5" Internal Hot-swap HDD Bays, 2x 3.5" External Hot-swap HDD Bays and Optional 4x 2.5" Hot-swap HDD Bays
- Water Cooling Support Ready
- 3-Color (Blue/Orange/Purple) LED illumination with 2x Front Chassis Doors
- 21 dB Whisper Quiet Operation
- Server Grade Quality/ Reliability and Tool-less Design

Chassis \ MB	X10SRA X10SRA-F	X10SAE	X10SAT	X9SRA
3U/ Mid-Tower	● SC732D3-903B 4U Heatsink: SNK-P0050AP4 SC-GS50-000R 4U Heatsink: SNK-P0050AP4	● SC732D4F-903B ● SC732G-903B 2U Heatsink: SNK-P0046A4	● SC732D4-903B ● SC732G-903B 2U Heatsink: SNK-P0046A4	● SC732D4-903B SC732D4-500B SC733TQ-665B 4U Heatsink: SNK-P0050AP4
4U/ Tower	● SC743TQ-1200B-SQ ● SC745BTQ-R1k28B-SQ 4U Heatsink: SNK-P0050AP4	● SC743TQ-865B-SQ ● SC743TQ-1200B-SQ 2U Heatsink: SNK-P0046A4	● SC743TQ-865B-SQ ● SC743TQ-1200B-SQ 2U Heatsink: SNK-P0046A4	SC743TQ-1200B-SQ SC743TQ-865B-SQ SC745TQ-R1200B SC745TQ-R920B 4U Heatsink: SNK-P0050AP4

Note - When ordering please select the Revision M version of your chassis to optimally support Supermicro serverboards with the Intel® Xeon® processor E5 family.
● Most Optimized Chassis for SuperServer Configuration
* Heatsinks & Riser Cards sold separately
† HDD controller card is needed and enterprise level SAS & SATA HDDs are only recommended.

	Workstation	*Workstation*	*Server*	*Desktop*
				
MODEL	**X9SAE**	**X9SAE-V**	**C7X99-OCE-F**	**C7X99-OCE**
Processor†	Intel® Xeon® E3-1200 and E3-1200 v2 series, 2nd and 3rd Generation Core™ i7/i5/i3, Pentium® and Celeron® Processor, Socket H2 (LGA 1155)	Intel® Xeon® E3-1200 and E3-1200 v2 series, 2nd and 3rd Generation Core™ i7/i5/i3, Pentium® and Celeron® Processor, Socket H2 (LGA 1155)	Intel® 4th Generation Core™ i7 series; Socket R3 LGA 2011 supported; CPU TDP support up to 160W	Intel® 4th Generation Core™ i7 series; Socket R3 LGA 2011 supported; CPU TDP support up to 160W
Chipset	Intel® C216 Chipset	Intel® C216 Chipset	Intel® X99	Intel® X99
Form Factor	ATX 12"W x 9.6"H	ATX 12"W x 9.6"H	ATX 12" x 9.6"	ATX 12" x 9.6"
Memory Capacity & Slots*	DDR3 up to 1600MHz (by CPU), Up to 32GB ECC or Non-ECC UDIMM in 4 slots	DDR3 up to 1600MHz (by CPU), Up to 32GB ECC or Non-ECC UDIMM in 4 slots	Up to 64GB Unbuffer Non-ECC, DDR4-3300MHz (OC**) in 8 DIMM slots	Up to 64GB Unbuffer Non-ECC, DDR4-3300MHz (OC**) in 8 DIMM slots
Expansion Slots	1 PCI-E 3.0 x16 1 PCI-E 2.0 x4 (in x8 slot) 1 PCI-E 2.0 x4 2 PCI-E 2.0 x1 1 - 5.0 PCI 32-bit	2 PCI-E 3.0 x8 (in x16 slot) 1 PCI-E 2.0 x4 (in x8 slot) 1 PCI-E 2.0 x4 2 PCI-E 2.0 x1 1 - 5.0 PCI 32-bit	4 PCI-E 3.0 x16 2 PCI-E 2.0 x1 (in x4 slot) * 3 Way SLI	4 PCI-E 3.0 x16 2 PCI-E 2.0 x1 (in x4 slot) * 3 Way SLI
Onboard RAID Controller	Intel® C216 AHCI controller for 2 SATA 3.0 (6Gbps) ports; RAID 0,1; 4 SATA 2.0 (3Gbps) ports; RAID 0,1,5,10	Intel® C216 AHCI controller for 2 SATA 3.0 (6Gbps) ports; RAID 0,1; 4 SATA 2.0 (3Gbps) ports; RAID 0,1,5,10	10 SATA3 (6Gbps) via Intel® x99 controller; 6 iSATA (RAID 0,1,5,10) & 4 sSATA	10 SATA3 (6Gbps) via Intel® x99 controller; 6 iSATA (RAID 0,1,5,10) & 4 sSATA
Onboard LAN	Dual LAN ports with Intel® 82579LM + 82574L Ethernet Controllers	Dual LAN ports with Intel® 82579LM + 82574L Ethernet Controllers	Dual LAN with Intel® Ethernet Controller i210-AT	Dual LAN with Intel® Ethernet Controller i210-AT
Onboard VGA	Intel® HD Graphics 4000 2 HDMI + 1 VGA	Intel® HD Graphics 4000 2 HDMI + 1 VGA	1 VGA (VGA connector is for IPMI only)	1 VGA (VGA connector is for IPMI only)
USB Ports	4 USB 3.0 (5Gbps) ports(2 rear+ 2 via headers), 8 USB 2.0 ports (4 rear + 4 via headers)	4 USB 3.0 (5Gbps) ports(2 rear+ 2 via headers), 8 USB 2.0 ports (4 rear + 4 via headers)	8 USB 3.0 ports (6 rear + 2 via header)	8 USB 3.0 ports (6 rear + 2 via header)
Other Onboard I/O Devices	1 SATA DOM power connector Realtek 7.1 HD 2 fast UART 16550 serial COM port (1 rear, 1 header)	1 SATA DOM power connector Realtek 7.1 HD 2 fast UART 16550 serial COM port (1 rear, 1 header)	Ext. Power Connector Only ALC 1150 HD Audio PS/2 mouse and keyboard TPM onboard Header 1 COM Ports (1 header)	Ext. Power Connector Only ALC 1150 HD Audio PS/2 mouse and keyboard TPM onboard Header 1 COM Ports (1 header)
Manageability	AMT 8.0, vPro Watchdog, SSM, SuperDoctor® 5	AMT 8.0, vPro Watchdog, SSM, SuperDoctor® 5	IPMI 2.0 Watchdog, SSM, SuperDoctor® 5	Watchdog, SSM, SuperDoctor® 5
PC Health Monitoring	Monitors CPU voltages, +3.3V, +5V, +12V & +5V standby and total of 5-fan status, supports system management utility, chassis intrusion header	Monitors CPU voltages, +3.3V, +5V, +12V & +5V standby and total of 5-fan status, supports system management utility, chassis intrusion header	+12V, +3.3V, +5V, 1.05 (PCH), 1.2V (VDIMM), 3.3V standby, Chassis intrusion header, Monitors CPU voltages, VBAT	+12V, +3.3V, +5V, 1.05 (PCH), 1.2V (VDIMM), 3.3V standby, Chassis intrusion header, Monitors CPU voltages, VBAT
Thermal Control	Overheat LED indication, 4-pin PWM fan speed control & overheat LED indication	Overheat LED indication, 4-pin PWM fan speed control & overheat LED indication	5 4-pin, Fan speed control, Overheat LED indication, PWM fan speed control, Thermal control tachometer fan connectors	5 4-pin, Fan speed control, Overheat LED indication, PWM fan speed control, Thermal control tachometer fan connectors
Other Features	ACPI power management, WOL, control of power-on for recovery from AC power loss, SDDC, & CPU thermal trip support for processor protection	ACPI power management, WOL, control of power-on for recovery from AC power loss, SDDC, & CPU thermal trip support for processor protection	ACPI power management, ATX Power connector, Control of power-on for recovery from AC power loss, CPU thermal trip support for processor protection, Intel® Smart Response Technology, Voltage and Frequency Overclocking, WOL	ACPI power management, ATX Power connector, Control of power-on for recovery from AC power loss, CPU thermal trip support for processor protection, Intel® Smart Response Technology, Voltage and Frequency Overclocking, WOL
BIOS	AMI UEFI	AMI UEFI	UEFI 128Mb	UEFI 128Mb

† *Supermicro chassis required for optimal functionality and performance*
* *Please check with your Supermicro sales representative and website for compatibility and configuration details*

SC732D4F-500B

Whisper-Quiet System Chassis (21dB)

- 500W Bronze Level high-efficiency power supply
- 2x front USB 3.0 ports, 2x front USB 2.0 ports, 2x front IEEE 1394 Firewire ports, HD/AC97 audio ports
- Tool-less side panel; tool-less 5.25" (DVD), 3.5" (card reader) device & add-on-card installation
- 90º rotatable HDD cage design
- One push HDD installation; and Folded Edge design for safe installation
- Optional All-In-One card reader available
- Optional 5.25 system health LCD

SC733TQ-665B

Whisper-Quiet System Chassis (25dB)

- 665W Bronze Level high-efficiency power supply
- 4x 3.5" SAS/SATA hot-swap drive bays & 2x 5.25" drive bays
- 1x 9cm PWM cooling Fan & 1x 12cm PWM exhaust fan
- 7x I/O expansion slots & 2x front USB ports (2.0 ready)
- Locking bezel & locking side panel
- Power switch & 4 LED indicators

SC743TQ-1200B-SQ

Whisper-Quiet System Chassis (27dB)

- 1200W Platinum Level super-quiet high efficiency power supply
- 8x 3.5" SAS/SATA hot-swappable drive bays
- 2x 5.25" peripheral drive bays
- 1x 5.25" drive bay for 3.5" drive
- 100% cooling redundancy with adjustable air Shroud
- 2x front USB ports
- Locking side panel & bezel with filter
- Power switch, reset switch & 6x LED indicators
- 4x 6-pin power connectors
- 90-degree rotatable 5.25" bay module

SC732D4-903B

Cost Effective Desktop, Embedded, Workstation Chassis (21dB)

- 900W Gold Level high efficiency power supply
- 4x 3.5" internal SAS/SATA HDD bays
- 90° rotatable HDD cage design, 4x 2.5" internal SAS/SATA HDD bays (optional)
- 2x 5.25" and 1x 3.5" peripheral drive bays
- 1x 12cm rear exhaust fan, 1x 12cm front cooling fan (optional)
- 7x full-height, full-length PCI expansion slots
- Front I/O ports: 2x audio (HD/AC97), 2x USB 3.0, 2x USB 2.0 ports

Chassis \ MB	X9SAE	X9SAE-V	C7X99-OCE-F	C7X99-OCE
3U/ Mid-Tower	● SC732D4-903B SC732D4-500B SC733TQ-665B 2U Heatsink: SNK-P0046A4	● SC732D4-903B SC732D4-500B SC733TQ-665B 2U Heatsink: SNK-P0046A4	● SC732D3-903B SC-GS50-000B 4U Heatsink: SNK-P0050AP4	● SC732D3-903B SC-GS50-000R 4U Heatsink: SNK-P0050AP4
4U/ Tower	SC743TQ-1200B-SQ SC743TQ-865B-SQ SC745TQ-R1200B SC745TQ-R920B SC842TQ-665B 2U Heatsink: SNK-P0046A4	SC743TQ-1200B-SQ SC743TQ-865B-SQ SC745TQ-R1200B SC745TQ-R920B SC842TQ-665B 2U Heatsink: SNK-P0046A4	● SC743TQ-1200B-SQ ● SC745BTQ-R1k28B-SQ 4U Heatsink: SNK-P0050AP4	● SC743TQ-1200B-SQ ● SC745BTQ-R1k28B-SQ 4U Heatsink: SNK-P0050AP4

Note - When ordering please select the Revision M version of your chassis to optimally support Supermicro serverboards with the Intel® Xeon® processor E5 family.
● Most Optimized Chassis for SuperServer Configuration
* Heatsinks & Riser Cards sold separately
† HDD controller card is needed and enterprise level SAS & SATA HDDs are only recommended.

MODEL	C7Z97-OCE	C7Z97-M C7Z97-MF	C7Z87 C7Z87-OCE	C7B75
	Desktop	*Desktop*	*Hardware Acceleration*	*Embedded*
				
Processor†	Intel® Xeon® processor E3-1200 v4/ v3 & 5th/4th Generation Core™ i7/i5/ i3 series supported; CPU TDP support up to 150W	Intel® Xeon® processor E3-1200 v4/ v3 & 5th/4th Generation Core™ i7/i5/ i3 series supported; CPU TDP support up to 150W	Intel® 4th Generation Core™ i7/i5/i3 series, Socket LGA1150 supported, CPU TDP support up to 135W	2nd and 3rd Generation Intel® Core™ i7, i5, i3, Pentium® & Celeron® processors in LGA 1155 Socket
Chipset	Intel® Z97	Intel® Z97	Intel® Z87 Chipset	Intel® B75 Express chipset
Form Factor	ATX 12" x 9.6"	micoATX 9.6" x 9.6"	ATX 12" x 9.6"	Micro-ATX 9.6"W x 9.6"H
Memory Capacity & Slots*	Up to 32GB Unbuffered non-ECC, DDR3-3300MHz (OC**) in 4 DIMM slots	Up to 32GB Unbuffered non-ECC, DR3-3300MHz (OC**) in 4 DIMM slots	Up to 32GB Unbuffered non-ECC, DDR3-1600MHz in 4 DIMM slots, DDR3 up to 3000MHz overclocking(OC)	Up to 32GB DDR3 1600/1333/1066 MHz Non-ECC UDIMM, in 4 slots
Expansion Slots	3 PCI-E 2.0 x1 (in x4 slot), 3 PCI-E 3.0 x16 slots are running at 16/NA/NA, or 8/8/NA or 8/4/4 modes.	1 PCI-E 3.0 x16 and 1 PCI-E 3.0 x8 1 PCI-E 2.0 x4	3 PCI-E 3.0 x16 slots(16/NA/NA or 8/8/NA or 8/4/4), 3 PCE-E 2.0 x1 in x4 slots 2 32Bit PCI-E slots (for C7Z87 only)	1 PCI-E 3.0 x 16 1 PCI-E 2.0 x 4 (in x16) 1 PCI-E 2.0 x 1 1 PCI 32-bit
Onboard RAID Controller	Intel® Z97 controller for 4 SATA3 (6 Gbps) ports; RAID 0,1,5,10,2 additional SATA 3.0 6Gbps ports supported by Asmedia ASM1061, 1 PCI-E M.2 slot(data transfer rate is 67% faster than SATA3), support PCI-E 2.0 x2/x1 or SATA3 interface PCI-E M.2 storage cards	Intel® Z97 controller for 6 SATA3 (6 Gbps) ports; RAID 0,1,5,10	Intel® Z87 controller for 6 SATA3 (6Gbps) ports; 0,1,5,10; ASM1061 controller for 2 SATA3 (6Gbps) ports	Intel® B75 Express controller for 1 SATA3 (6 Gbps) ports; 5 SATA2 (3 Gbps)
Onboard LAN	Single LAN with Intel® Ethernet Controller i210; Single LAN with Intel® Ethernet Controller i217LM; Teaming up supports up to 2Gbps(Intel® driver is needed)	Single LAN with Intel® Ethernet Controller i210-AT Share with IPMI (-MF)	Single LAN with Intel® Ethernet Controller i210; Single LAN with Intel® Ethernet Controller i217	Single LAN with Intel® 82579V Gigabit Ethernet controller
Onboard VGA	1 VGA, 1 DVI - D, 1 HDMI, 1 DP (DisplayPort), 1 Intel® HD 4600 Graphics, Support Triple display, Support 4K display devices.	1 HDMI, 1 DP (DisplayPort), 1 VGA VGA display port is for IPMI only.	1 VGA, 1 DVI-D, 1 HDMI, 1 Thunderbolt (for -OCE only) Supports Triple Display, Supports 4K Display	Intel® HD Graphic 4000 DVI-D + VGA
USB Ports	6 USB 3.0 ports (4 rear + 2 via header) 6 USB 2.0 ports (2 rear + 4 via headers)	6 USB 3.0 ports (4 rear + 2 via header) 6 USB 2.0 ports (2 rear + 4 via headers)	8 USB 3.0 ports (4 rear + 4 via header + 6 USB 2.0 ports (2 rear + 4 via headers)	4x USB 3.0 ports (2 rear, 2 via header) 10x USB 2.0 ports(4 rear, 6 via headers)
Other Onboard I/O Devices	2 USB 3.0 headers could be optionally upgraded to USB3.1 10Gbps	Ext. Power Connector Only ALC 1150 HD Audio PS/2 mouse and keyboard TPM onboard Header	1 SATA DOM power connector 1 COM port headers 1 SPDIF out 1 1394 header TPM header	S/PDIF out & 7.1 HD audio 1x SATA DOM power connector TPM onboard 4 Fast UART 16550 Serial ports (2 reaf, 2 header)
Manageability	SuperDoctor® III, Watchdog	IPMI 2.0, SSM, SuperDoctor® III, Watchdog	NMI, SSM, SuperDoctor® 5, Watchdog	Watchdog, SSM, SuperDoctor® 5
PC Health Monitoring	+1.8V, +12V, +3.3V, +5V, +5V standby, 5 (4-pin), Chassis intrusion header, Monitors CPU voltages	+1.8V, +12V, +3.3V, +5V, +5V standby, 3.3V standby, Chassis intrusion header, Monitors CPU voltages	Monitor CPU voltages, +1.8V, +3.3V, +5V, +12V, -12V, +3.3 V standby, +5V standby, VBAT, HQ, Supports system management utility, chassis intrusion header	Monitors CPU voltages, +3.3V, +5V, +12V & +5V standby and total of four 4-pin fan headers with tachometer monitoring, supports system management utility, chassis intrusion header
Thermal Control	5 4-pin, Fan speed control, Overheat LED indication, PWM fan speed control, Thermal control tachometer fan connectors	5 4-pin, Fan speed control, Overheat LED indication, PWM fan speed control	Overheat LED indication, fan speed control, 5 4-pin fan headers with tachometer monitoring	Overheat LED indication, thermal control tachometer fan connectors
Other Features	ACPI power management, ATX Power connector, Control of power-on for recovery from AC power loss, CPU thermal trip support for processor protection, Intel® Smart Response Technology, Voltage and Frequency Overclocking, WOL	ACPI power management, ATX Power connector, Control of power-on for recovery from AC power loss, CPU thermal trip support for processor protection, Intel® Smart Response Technology, Voltage and Frequency Overclocking, WOL	ACPI power management, control of power-on mode for recovery from AC power loss, TM2 & CPU thermal trip support for processor protection	ACPI power management, WOL, control of power-on mode for recovery from AC power loss, Adaptive Thermal Monitor & CPU thermal trip support for processor protection, 0°C ~ 60°C operating temperature
BIOS	UEFI 128Mb	UEFI 128Mb	UEFI 128Mb	AMI UEFI

† *Supermicro chassis required for optimal functionality and performance*
* *Please check with your Supermicro sales representative and website for compatibility and configuration details*
** *Memory overclocking is not warranted*

SC732D4F-500B

Whisper-Quiet System Chassis (21dB)

- 500W Bronze Level high-efficiency power supply
- 2x front USB 3.0 ports, 2x front USB 2.0 ports, 2x front IEEE 1394 Firewire ports, HD/AC97 audio ports
- Tool-less side panel; tool-less 5.25" (DVD), 3.5" (card reader) device & add-on-card installation
- 90º rotatable HDD cage design
- One push HDD installation; and Folded Edge design for safe installation
- Optional All-In-One card reader available
- Optional 5.25 system health LCD

SC733TQ-665B

Whisper-Quiet System Chassis (25dB)

- 665W Bronze Level high-efficiency power supply
- 4x 3.5" SAS/SATA hot-swap drive bays & 2x 5.25" drive bays
- 1x 9cm PWM cooling Fan & 1x 12cm PWM exhaust fan
- 7x I/O expansion slots & 2x front USB ports (2.0 ready)
- Locking bezel & locking side panel
- Power switch & 4 LED indicators

SC732G-903B

Mid-Tower Gaming Chassis (21dB)

- Versatile Front I/O Access with 2x Front USB 3.0 Ports, 2x Front USB 2.0 Ports, Front HD/AC97 Audio Ports &
- Front eSATA Port
- 2x 5.25" Optical Drive Bays, 3x 3.5" Internal Hot-swap HDD Bays, 2x 3.5" External Hot-swap HDD Bays and Optional 4x 2.5" Hot-swap HDD Bays
- Water Cooling Support Ready
- 3-Color (Blue/Orange/Purple) LED illumination with 2x Front Chassis Doors
- 21 dB Whisper Quiet Operation
- Server Grade Quality/ Reliability and Tool-less Design

SC732D3-903B

Cost Effective Desktop, Embedded, Workstation Chassis (21dB)

- 900W Gold Level high efficiency power supply
- 4x 3.5" internal SAS/SATA HDD bays
- 90° rotatable HDD cage design, 4x 2.5" internal SAS/SATA HDD bays (optional)
- 2x 5.25" and 1x 3.5" peripheral drive bays
- 1x 12cm rear exhaust fan, 1x 12cm front cooling fan (optional)
- 7x full-height, full-length PCI expansion slots
- Front I/O ports: 2x audio (HD/AC97), 2x USB 3.0

Chassis \ MB	C7Z97-OCE	C7Z97-M(F)	C7Z87 C7Z87-OCE	C7B75
2U				SC825MTQ-R720LPB 2U Heatsink: SNK-P0046A4
3U/ Mid-Tower	● SC732D4-903B ● SC732G-903B 4U Heatsink: SNK-P0051AP4	● SC731i-300B ● SC732D4-500B ● SC732D4-865B ● SC732D4-903B 4U Heatsink: SNK-P0051AP4	● SC732D4-500B ● SC732D4-865B ● SC732D4-903B ● SC732G-903B ● SC733TQ-500B ● SC733TQ-665B 4U Heatsink: SNK-P0051AP4	SC732D4-903B SC732D4-500B SC733TQ-665B SC731 4U Heatsink: SNK-P0051AP4
4U/ Tower	● SC743TQ-865B-SQ ● SC743TQ-1200B-SQ 4U Heatsink: SNK-P0051AP4		● SC743TQ-1200B-SQ ● SC743TQ-865B-SQ ● SC745TQ-800B ● SC745TQ-920B 4U Heatsink: SNK-P0051AP4	

Note - When ordering please select the Revision M version of your chassis to optimally support Supermicro serverboards with the Intel® Xeon® processor E5 family.
● Most Optimized Chassis for SuperServer Configuration
* Heatsinks & Riser Cards sold separately
† HDD controller card is needed and enterprise level SAS & SATA HDDs are only recommended.

MODEL	C7H61 C7H61-L	C7Q67	C7Q67-H	C7SIM-Q
	Embedded *H61 Chipset* *5 PCI slots* *8 COM ports*	*Embedded*	*Embedded*	*Embedded*
				
Processor†	2nd and 3rd Generation Intel® Core™ i7, i5, i3, Pentium® & Celeron® processors in LGA 1155 Socket	2nd Generation Intel® Core™ i7, i5, i3, Pentium® & Celeron® processors in LGA 1155 Socket	2nd Generation Intel® Core™ i7, i5, i3, Pentium® & Celeron® processors in LGA 1155 Socket	Intel® Core™ i7, i5, i3, Pentium® and Celeron® in the LGA1156 socket
Chipset	Intel® H61 Express Chipset	Intel® Q67 Express Chipset	Intel® Q67 Express Chipset	Intel® Q57 Express chipset
Form Factor	ATX 12"W x 9.6"H	Micro-ATX 9.6"W x 9.6"H	ATX 12"W x 9.6"H	Micro-ATX 9.6"W x 9.6"H
Optimized Chassis	Mid-Tower: SC732D2-500B SC733 4U: SC842i-500B	Mid-Tower: SC731D/i SC732D2/i SC733 2U: SC825M	Mid-Tower: SC731D/i SC732D2/i SC733 4U: SC842i-500B	Mid-Tower: SC731D/i SC732D2/i SC731i-300B SC732i-500B SC733
Memory Capacity & Slots*	Up to 16GB of DDR3 1600/1333/1066 MHz Non-ECC UDIMM, in 2 slots	Up to 32GB DDR3 1333/1066 MHz Non-ECC UDIMM, in 4 sockets	Up to 32GB DDR3 1333/1066 MHz Non-ECC UDIMM, in 4 slots	Up to 16GB DDR3 1333/1066 MHz Non ECC UDIMM, in 4 slots
Expansion Slots	1 PCI-E 3.0 x16 1 PCI-E 2.0 x1 5 PCI-32 slots	1 PCI-E 2.0 x16 1 PCI-E 2.0 x4 1 PCI-E 2.0 x1 1 PCI-32 slot	1 PCI-E 2.0 x16 1 PCI-E 2.0 x4 2 PCI-E 2.0 x1 2 PCI-32 slot	1 PCI-E 2.0 x16 1 PCI-E x4 (in x16) 1 PCI-E x1 1 32-bit PCI 33MHz
Onboard RAID Controller	2x SATA 3.0 (6Gbps) 4x SATA 2.0 (3Gbps) ports	2x SATA 3.0 (6Gbps) ports w/ RAID 0,1 4x SATA 2.0 (3Gbps) ports w/ RAID 0,1,5,10	4x SATA 3.0 (6Gbps) ports 2 ports w/ RAID 0,1; 4x SATA 2.0 (3Gb) w/ RAID 0,1,5,10	6 SATA (3Gbps) RAID 0,1,5,10 (Windows) RAID 0,1,10 (Linux)
Onboard LAN	Dual LAN with Intel® 82579V & 82574L Gigabit Ethernet controller	Dual LAN with Intel® 82579LM & 82574L Gigabit Ethernet controller	Dual LAN with Intel® 82579LM & 82574L Gigabit Ethernet controller	Intel® 82578DM & 82574L Gigabit Ethernet
Onboard VGA	Intel® HD Graphics 4000 HDMI 1.4+Display Port + VGA	Intel® HD Graphics 3000 2x HDMI 1.4 + VGA	Intel® HD Graphics 3000 HDMI 1.4 + VGA	Integrated graphics DVI-D + VGA
USB Ports	10x USB 2.0 ports (6 rear+4 via headers) + 2x USB 3.0 headers *(for C7H61 only)*	2x USB 3.0 ports (rear) 10x USB 2.0 ports (4 rear+6 via headers)	2x USB 3.0 ports (via header) 12x USB 2.0 ports (6 rear, 6 ports via header)	14x USB 2.0 ports (8 rear, 4 ports via headers, 2 Type-A)
Other Onboard I/O Devices	S/PDIF out & 7.1 HD audio 1x SATA DOM power connector TPM header PS/2 mouse & keyboard eUSB standoff 8 Fast UART 16550 Serial Ports (2 with RS422/485) *(for C7H61 only)*	S/PDIF out & 7.1 HD audio 1x SATA DOM power connector TPM onboard 2x fast UART 16550 serial PS/2 mouse & keyboard	S/PDIF out & 7.1 HD audio 1x SATA DOM power connector TPM onboard 4 x fast UART 16550 serial PS/2 mouse & keyboard	7.1 HD Audio S/PDIF header TPM onboard 1x floppy port 2x fast UART 16550 serial PS/2 mouse & keyboard
Manageability	Watchdog, SSM, SuperDoctor® 5	Watchdog, SSM, SuperDoctor® 5, AMT 7.0, vPro	Watchdog, SSM, SuperDoctor® 5, AMT 7.0, vPro	Watchdog, SSM, SuperDoctor® 5, AMT 6.0, vPro
PC Health Monitoring	Monitors CPU voltages, +3.3V, +5V, +12V & +5V standby and total of four 4-pin fan headers with tachometer monitoring, supports system management utility, chassis intrusion header	Monitors CPU voltages, +3.3V, +5V, +12V & +5V standby and total of four 4-pin fan headers with tachometer monitoring, supports system management utility, chassis intrusion header	Monitors CPU voltages, +3.3V, +5V, +12V & +5V standby and total of four 4-pin fan headers with tachometer monitoring, supports system management utility, chassis intrusion header	Monitors CPU voltages, +1.8V, +3.3V, +5V, +12V, -12V, VBAT & +5V standby and total of four 4-pin fan headers with tachometer monitoring on four fans, supports system management utility, chassis intrusion header
Thermal Control	Overheat LED indication, thermal control tachometer fan connectors	Overheat LED indication, thermal control tachometer fan connectors	Overheat LED indication, thermal control tachometer fan connectors	Overheat LED indication, thermal control tachometer fan connectors
Other Features	ACPI power management, WOL, control of power-on mode for recovery from AC power loss, Adaptive Thermal Monitor & CPU thermal trip support for processor protection, 0°C ~ 60°C operating temperature	ACPI power management, WOL, control of power-on mode for recovery from AC power loss, Adaptive Thermal Monitor & CPU thermal trip support for processor protection, Intel® Rapid Storage Technology	ACPI power management, WOL, control of power-on mode for recovery from AC power loss, Adaptive Thermal Monitor & CPU thermal trip support for processor protection, Intel® Rapid Storage Technology	ACPI power management, internal/ external modem ring- on, WOL, control of power-on mode for recovery from AC power loss, STR, TM2 & CPU thermal trip support for processor protection
BIOS	AMI UEFI	AMI UEFI	AMI UEFI	AMI 64 Mb SPI Flash ROM

† *Supermicro chassis required for optimal functionality and performance*

* *Please check with your Supermicro sales representative and website for compatibility and configuration details*

	Desktop Board	*Embedded*	*Embedded*	*Serverboard*
				
MODEL	**C2G41**	**C2SBC-Q**	**C2SBM-Q**	**X8SIL-F** **X8SIL-V**
Processor†	Intel® Core™ 2 Quad, Duo and Pentium®, Celeron® processors	Intel® Core™ 2 Extreme, Quad and Duo, Pentium® and Celeron® series	Intel® Core™ 2 Extreme, Quad and Duo, Pentium® and Celeron® series	Intel® Xeon® Processor 3400 series, Core™ i3, Pentium® and Celeron® in LGA 1156 socket
Chipset	Intel® G41 chipset 1333/1066/800 MHz	Intel® Q35 chipset 1333/1066/800 MHz	Intel® Q35 chipset 1333/1066/800 MHz	Intel® 3420 chipset
Form Factor	Micro-ATX 9.6" x 8.6"	ATX 12"W x 9.6"H	Micro-ATX 9.6"W x 9.6"H	ATX 9.6"W x 9.6"H
Optimized Chassis	Mid-Tower: SC732D2-500B SC733T-465B SC733i-465B SC733E-465B Mid-Tower: SC731D-300B SC731i-300B	Mid-Tower: SC732D2-500B SC733T-465B SC733i-465B SC733E-465B SC732i-500B SC732TQ-665B	Mid-Tower: SC732D2-500B SC731D-300B SC731i-300B SC733T-465B SC733i-465B SC733E-465B	Mini 1U: SC502-200 (up to 35W CPU) SC503-200 (up to 35W CPU) SC512C-260, SC512F-260 SC512L-260 /260-LCD SC513L-260, SC513F-260 1U: SC111T-360C SC813MTQ-350CB SC811i/SC811T-300/280/260 SC813MT-300C Mini-Tower: SC731i-300B
Memory Capacity & Slots*	4GB of Unb. Non-ECC DDR3 1066/800 MHz SDRAM	8GB of Unb. Non-ECC DDR2 800/667 MHz SDRAM	8GB of Unb. Non-ECC DDR2 800/667 MHz SDRAM	16 GB UDIMM or 32GB RDIMM ECC DDR3 1333/1066/800 MHz SDRAM, in 4 DIMM slots
Expansion Slots	1 PCI-E x16 1 PCI-E x1 2 32-bit PCI 33MHz	1 PCI-E x16 1 PCI-E x4 (using x8 slot) 5x 32-bit PCI 33MHz	1 PCI-E x16 1 PCI-E x4 (using x8 slot) 2 32-bit PCI 33MHz	2 PCI-E 2.0 x8 1 PCI-E 2.0 x4 (in x8 slot) 1 32-bit PCI 33MHz
Onboard RAID Controller	Intel® ICH7 for 4 SATA (3Gbps)	Intel® ICH9DO for 6 SATA; RAID 0,1,5,10	Intel® ICH9DO for 4 SATA; RAID 0,1,5,10	6 SATA (3Gbps): RAID 0,1,5,10 (Windows) RAID 0,1,10 (Linux)
Onboard LAN	Realtek RTL8111C Gigabit Ethernet	Intel® 82566DM + 82573L Gigabit Ethernet	Intel® 82566DM Gigabit Ethernet	Dual Intel® 82574L Gigabit Ethernet 1 Realtek RTL8201N for IPMI (F version only)
Onboard VGA	Intel® GMA X4500 1x VGA port + HDMI output	Intel® GMA 3100	Intel® GMA 3100	Matrox G200eW 16MB
USB Ports	Up to 8 USB 2.0 port	Up to 12 USB 2.0 port	Up to 11 USB 2.0 port	6 SATA ports Up to 7 USB 2.0 ports
Other Onboard I/O Devices	7.1 HD audio S/PDIF output (optical & coaxial) 2 serial ports PS/2 mouse & keyboard	5.1 HD audio 4 serial ports PS/2 mouse & keyboard 1 parallel header	7.1 HD audio 4 serial ports PS/2 mouse & keyboard	1 floppy port 2 fast UART 16550 serial (1 header, 1 port) PS/2 mouse and keyboard
Manageability	Watchdog, SSM, SuperDoctor® 5	Watchdog, SSM, SuperDoctor® 5	Watchdog, SSM, SuperDoctor® 5	IPMI 2.0 + KVM with dedicated LAN (F version) Watchdog, SuperDoctor® 5, SSM
PC Health Monitoring	Monitors CPU voltages, +1.8V, +3.3V, +5V, +12V, -12V, VBAT & +5V standby and total of three 4-pin fan headers with tachometer monitoring on 3 fans, supports system management utility, chassis intrusion header	Monitors CPU voltages, +1.8V, +3.3V, +5V, +12V, -12V, VBAT & +5V standby and total of three 4-pin fan headers with tachometer monitoring on 3 fans, supports system management utility, chassis intrusion header	Monitors CPU voltages, +1.8V, +3.3V, +5V, +12V, -12V, VBAT & +5V standby and total of three 4-pin fan headers with tachometer monitoring on 3 fans, supports system management utility, chassis intrusion header	Monitors CPU voltages, +1.8V, +3.3V, +5V, +12V, -12V, VBAT & +5V standby and total of 5-fan status, supports system management utility, chassis intrusion header
Thermal Control	4-pin PWM & 3-pin fan speed control & overheat LED indication	4-pin PWM & 3-pin fan speed control & overheat LED indication	4-pin PWM & 3-pin fan speed control & overheat LED indication	Overheat LED indication, 4-pin PWM fan speed control
Other Features	ACPI power management, internal/ external modem ring-on, WOR, WOL, control of power-on mode for recovery from AC power loss, STR, TM2, TPM & CPU thermal trip support for processor protection	ACPI power management, internal/ external modem ring-on, WOR, WOL, control of power-on mode for recovery from AC power loss, STR, TM2, TPM & CPU thermal trip support for processor protection	ACPI power management, internal/ external modem ring-on, WOR, WOL, control of power-on mode for recovery from AC power loss, STR, TM2, TPM & CPU thermal trip support for processor protection	ACPI power management, WOL, control of power-on for recovery from AC power loss, SDDC, TM2 & CPU thermal trip support for processor protection
BIOS	AMI 16 Mb SPI Flash ROM	Phoenix 16 Mb SPI Flash ROM	Phoenix 16 Mb SPI Flash ROM	AMI 32 Mb SPI Flash ROM

† *Supermicro chassis required for optimal functionality and performance*

* *Please check with your Supermicro sales representative and website for compatibility and configuration details*

MODEL	*Serverboard*  **X8SIE(-F)** **X8SIE-LN4(-F)**	*Serverboard*  **X8SI6-F**	*Serverboard*  **X8SIA(-F)**
Processor†	Intel® Xeon® Processor 3400 series, Core™ i3, Pentium® and Celeron® in LGA 1156 socket	Intel® Xeon® Processor 3400 series, Core™ i3, Pentium® and Celeron® in LGA 1156 socket	Intel® Xeon® Processor 3400 series, Core™ i3, Pentium® and Celeron® in LGA 1156 socket
Chipset	Intel® 3420 chipset	Intel® 3420 chipset	Intel® 3420 chipset
Form Factor	ATX 12"W x 9.6"H	ATX 12"W x 9.6"H	ATX 12"W x 9.6"H
Optimized Chassis	Mini 1U: SC512C-260, SC512F-260 SC512L-260 /260-LCD 1U: SC111T-360C SC113MTQ-360C SC811i/SC811T-300/280/260 SC813MT-300C SC813MTQ-350CB	Mini 1U: SC510T-200 (up to 65W CPU) SC510-200 (up to 65W CPU) SC512C-260, SC512F-260 SC512L-260 /260-LCD 1U: SC111T-360C SC113MTQ-350C SC811i/SC811T-300/280/260 SC813MT-300C	Mini 1U: SC512 SC811 SC813M SC111 SC113M Mid-Tower: SC733 SC732i-500B
Memory Capacity & Slots*	16 GB UDIMM or 32GB RDIMM ECC DDR3 1333/1066/800 MHz SDRAM, in 6 DIMM slots	16GB UDIMM or 32GB RDIMM ECC DDR3 1333/1066/800 MHz SDRAM in 6 DIMM slots	16GB UDIMM or 32GB RDIMM ECC DDR3 1333/1066/800 MHz SDRAM in 6 DIMM slots
Expansion Slots	1 PCI-E 2.0 x16 1 PCI-E x4 (in x8 slot) 1 32-bit PCI 33MHz	1 PCI-E 2.0 x8 (in x16 slot) 1 PCI-E x4 (in x8 slot) 1 32-bit PCI 33MHz	1 PCI-E 2.0 x8 (x16) 2 PCI-E 2.0 x8 1 PCI-E 2.0 x4 (x8) 2 PCI-E x1 slots 1 32-bit PCI 33MHz
Onboard RAID Controller	6 SATA RAID 0,1,5,10 (Windows) RAID 0,1,10 (Linux)	6 SATA RAID 0,1,5,10 (Windows) RAID 0,1,10 (Linux) LSI® 2008 6Gbps SAS (SAS 2.0) controller with RAID	6 SATA RAID 0,1,5,10 (Windows) RAID 0,1,10 (Linux)
Onboard LAN	Dual Intel® 82574L Gigabit Ethernet Quad Intel® 82574L Gigabit Ethernet (X8SIE-LN4) 1 Realtek RTL8201N for IPMI (F version only)	Dual Intel® 82574L Gigabit Ethernet 2x RJ45 ports and 1 optional RJ45 for dedicated IPMI (-F only)	Dual Intel® 82574L Gigabit Ethernet 2x RJ45 ports and 1 RJ45 dedicated for IPMI (-F only)
Onboard VGA	Matrox G200eW 16MB	Matrox G200eW 16MB	Matrox G200eW 16MB
USB Ports	6 SATA ports Up to 8 USB 2.0 ports;	6 SATA ports Up to 8 USB 2.0 ports	6 SATA ports Up to 10 USB 2.0 ports
Other Onboard I/O Devices	1 floppy port 2 fast UART 16550 serial (1 header, 1 port) PS/2 mouse and keyboard	1 floppy port 2 fast UART 16550 serial (1 header, 1 port) PS/2 mouse and keyboard	1 floppy port 2 fast UART 16550 serial (1 header, 1 port) PS/2 mouse and keyboard
Manageability	IPMI 2.0 + KVM with dedicated LAN (F version only) Watchdog, SuperDoctor® 5, SSM	IPMI 2.0 + KVM with dedicated LAN Watchdog, SuperDoctor® 5, SSM	IPMI 2.0 + KVM with dedicated LAN (F version only) Watchdog, SuperDoctor® 5, SSM
PC Health Monitoring	Monitors CPU voltages, +1.8V, +3.3V, +5V, +12V, -12V, VBAT & +5V standby and total of 5-fan status, supports system management utility, chassis intrusion header	Monitors CPU voltages, +1.8V, +3.3V, +5V, +12V, -12V, VBAT & +5V standby and total of 5-fan status, supports system management utility, chassis intrusion header	Monitors CPU voltages, +1.8V, +3.3V, +5V, +12V, -12V, VBAT & +5V standby and total of five 4-pin fan headers with tachometer monitoring on 5 fans, supports system management utility, chassis intrusion header
Thermal Control	Overheat LED indication, 4-pin PWM fan speed control	Overheat LED indication, 4-pin PWM fan speed control	Overheat LED indication, 4-pin PWM & 3-pin fan speed control
Other Features	ACPI power management, WOL, control of power-on for recovery from AC power loss, SDDC, TM2 & CPU thermal trip support for processor protection	ACPI power management, WOL, control of power-on for recovery from AC power loss, SDDC, TM2 & CPU thermal trip support for processor protection	ACPI power management, internal/external modem ring-on, WOL, control of power-on mode for recovery from AC power loss, TM2 & CPU thermal trip support for processor protection
BIOS	AMI 32 Mb SPI Flash ROM	AMI 32 Mb SPI Flash ROM	AMI 32 Mb SPI Flash ROM

† *Supermicro chassis required for optimal functionality and performance*

* *Please check with your Supermicro sales representative and website for compatibility and configuration details*

MODEL	X8SIU-F	X8SIT-F	X7SPA-H-D525 X7SPA-HF-D525
	Serverboard	*Serverboard*	***Embedded D525 / DDR3***
			
Processor†	Intel® Xeon® Processor 3400 series, Core™ i3, Pentium® and Celeron® in LGA 1156 socket	Intel® Xeon® Processor 3400 series, Core™ i3, Pentium® and Celeron® in LGA 1156 socket	Intel® Atom™ D525, 1.8GHz (13W)
Chipset	Intel® 3420 chipset	Intel® 3420 chipset	Intel® ICH9R chipset
Form Factor	Proprietary 8"W x 13"H	ATX 6.5"W x 16.4"H	Mini-ITX 6.7"W x 6.7"H
Optimized Chassis	1U: SC111T-360U SC113TQ-560U/700U/R650U SC812L-280U SC815-560U, SC815TQ-R650U SC515-280U 2U: SC213A/E1-R900U SC216A/E1/E2-R900U SC823MTQ-R700U SC825MTQ-R700U SC825TQ-R700U/560U SC826TQ/E1/E2-R800U	1U Twin: SC808 SC809 2U Twin: SC217 SC827	Mini 1U: SC502L, SC503L, SC510, SC512, SC504, SC505 Mini-Tower: SC731
Memory Capacity & Slots*	16GB UDIMM or 32GB RDIMM ECC DDR3 1333/1066/800 MHz SDRAM in 6 DIMM slots	16GB UDIMM or 32GB RDIMM ECC DDR3 1333/1066/800 MHz SDRAM in 6 DIMM slots	4GB of Unb. non-ECC DDR3 800MHz SO-DIMM
Expansion Slots	1 PCI-E 2.0 x16 or 2 PCI-E 2.0 x8 (by riser card) 1 PCI-E x4 (in x8 slot) 1 UIO slot	1 PCI-E 2.0 x16 or 2 PCI-E 2.0 x8 (by riser card)	1 PCI-E x4 (in x16 slot)
Onboard RAID Controller	6 SATA RAID 0,1,5,10 (Windows) RAID 0,1,10 (Linux)	6 SATA RAID 0,1,5,10 (Windows) RAID 0,1,10 (Linux)	6 SATA ports RAID 0,1,5,10 RAID 0,1,10 (Linux)
Onboard LAN	Dual Intel® 82574L Gigabit Ethernet 2x RJ45 ports and 1 optional RJ45 for dedicated IPMI (-F only)	Dual Intel® 82574L Gigabit Ethernet 2x RJ45 ports and 1 optional RJ45 for dedicated IPMI (-F only)	Dual LAN w/ Intel® 82574L Gigabit Ethernet
Onboard VGA	Matrox G200eW 16MB	Matrox G200eW 16MB	Intel® GMA 3150 (H version) Matrox G200eW 16MB (HF version)
USB Ports	6 SATA ports Up to 7 USB 2.0 ports	6 SATA ports Up to 7 USB 2.0 ports	Up to 8 USB 2.0 ports
Other Onboard I/O Devices	1 floppy port 2 fast UART 16550 serial (1 header, 1 port) PS/2 mouse and keyboard	1 floppy port 2 fast UART 16550 serial (1 header, 1 port) PS/2 mouse and keyboard	2 serial (1 port & 1 header) 2 PS/2 ports DOM (Disk on Module) power connector
Manageability	IPMI 2.0 + KVM with dedicated LAN (F version only) Watchdog, SuperDoctor® 5, SSM	IPMI 2.0 + KVM with dedicated LAN (F version only) Watchdog, SuperDoctor® 5, SSM	IPMI 2.0 + KVM (F version), Watchdog, SuperDoctor® 5, SSM
PC Health Monitoring	Monitors CPU voltages, +1.8V, +3.3V, +5V, +12V, -12V, VBAT & +5V standby and total of five 4-pin fan headers with tachometer monitoring on 5 fans, supports system management utility, chassis intrusion header	Monitors CPU voltages, +1.8V, +3.3V, +5V, +12V, -12V, VBAT & +5V standby and total of five 4-pin fan headers with tachometer monitoring on 5 fans, supports system management utility, chassis intrusion header	Monitors CPU voltages, +1.5V, +1.8V, +3.3V, +5V, +12V, VBAT & +3.3V standby and total of two 4-pin fan headers with tachometer monitoring, supports system management utility, chassis intrusion header
Thermal Control	Overheat LED indication, 4-pin PWM & 3-pin fan speed control	Overheat LED indication, 4-pin PWM & 3-pin fan speed control	Thermal control tachometer fan connectors & overheat LED indication
Other Features	ACPI power management, internal/external modem ring-on, WOL, control of power-on mode for recovery from AC power loss, TM2, TPM & CPU thermal trip support for processor protection	ACPI power management, internal/external modem ring-on, WOL, control of power-on mode for recovery from AC power loss, TM2, TPM & CPU thermal trip support for processor protection	ACPI/APM power management, control of power-on mode for recovery from AC power loss, TM1 & CPU thermal trip support for processor protection
BIOS	AMI 32 Mb SPI Flash ROM	AMI 32 Mb SPI Flash ROM	AMI 8 Mb SPI Flash ROM

† *Supermicro chassis required for optimal functionality and performance*

* *Please check with your Supermicro sales representative and website for compatibility and configuration details*

	Serverboard D525 / DDR3	*Embedded*	*Serverboard*
			
MODEL	**X7SPE-H-D525** **X7SPE-HF-D525**	**X7SPA-H** **X7SPA-HF**	**X7SPE-H** **X7SPE-HF**
Processor†	Intel® Atom™ D525 1.8GHz (13W)	Intel® Atom™ D510	Intel® Atom™ D510
Chipset	Intel® ICH9R chipset	Intel® ICH9R chipset	Intel® ICH9R chipset
Form Factor	7.5"W x 6.7"H	Mini-ITX 6.7"W x 6.7"H	7.5"W x 6.7"H
Optimized Chassis	Mini 1U: SC502L, SC503L, SC510, SC512 Mini-Tower: SC731	Mini 1U: SC502L, SC503L, SC510, SC512, SC504, SC505 Mini-Tower: SC731	Mini 1U: SC502L, SC503L, SC510, SC512 Mini-Tower: SC731
Memory Capacity & Slots*	4GB of Unb. non-ECC DDR3 800MHz SO-DIMM	4GB of Unb. non-ECC DDR2 667MHz SO-DIMM	4GB of Unb. non-ECC DDR2 667MHz SO-DIMM
Expansion Slots	1 PCI-E x4 (in x16 slot)	1 PCI-E x4 (in x16 slot)	1 PCI-E x4 (in x16 slot)
Onboard RAID Controller	6 SATA ports RAID 0,1,5,10 RAID 0,1,10 (Linux)	6 SATA ports RAID 0,1,5,10 RAID 0,1,10 (Linux)	6 SATA ports RAID 0,1,5,10 RAID 0,1,10 (Linux)
Onboard LAN	Dual LAN w/ Intel® 82574L Gigabit Ethernet	Dual LAN w/ Intel® 82574L Gigabit Ethernet	Dual LAN w/ Intel® 82574L Gigabit Ethernet
Onboard VGA	Intel® GMA 3150 (H version) Matrox G200eW 16MB (HF version)	Intel® GMA 3150 (H version) Matrox G200eW 16MB (HF version)	Intel® GMA 3150 (H version) Matrox G200eW 16MB (HF version)
USB Ports	Up to 8 USB 2.0 ports	Up to 8 USB 2.0 ports	Up to 8 USB 2.0 ports
Other Onboard I/O Devices	2 serial (1 port & 1 header) 2 PS/2 ports DOM (Disk on Module) power connector	2 serial (1 port & 1 header) 2 PS/2 ports DOM (Disk on Module) power connector	2 serial (1 port & 1 header) 2 PS/2 ports DOM (Disk on Module) power connector
Manageability	IPMI 2.0 + KVM (F version), Watchdog, SuperDoctor® 5, SSM	IPMI 2.0 + KVM (F version), Watchdog, SuperDoctor® 5, SSM	IPMI 2.0 + KVM (F version), Watchdog, SuperDoctor® 5, SSM
PC Health Monitoring	Monitors CPU voltages, +1.5V, +1.8V, +3.3V, +5V, +12V, VBAT & +3.3V standby and total of two 4-pin fan headers with tachometer monitoring, supports system management utility, chassis intrusion header	Monitors CPU voltages, +1.5V, +1.8V, +3.3V, +5V, +12V, VBAT & +3.3V standby and total of two 4-pin fan headers with tachometer monitoring, supports system management utility, chassis intrusion header	Monitors CPU voltages, +1.5V, +1.8V, +3.3V, +5V, +12V, VBAT & +3.3V standby and total of two 4-pin fan headers with tachometer monitoring, supports system management utility, chassis intrusion header
Thermal Control	Thermal control tachometer fan connectors & overheat LED indication	Thermal control tachometer fan connectors & overheat LED indication	Thermal control tachometer fan connectors & overheat LED indication
Other Features	ACPI/APM power management, control of power-on mode for recovery from AC power loss, TM1 & CPU thermal trip support for processor protection	ACPI/APM power management, control of power-on mode for recovery from AC power loss, TM1 & CPU thermal trip support for processor protection	ACPI/APM power management, control of power-on mode for recovery from AC power loss, TM1 & CPU thermal trip support for processor protection
BIOS	AMI 8 Mb SPI Flash ROM	AMI 8 Mb SPI Flash ROM	AMI 8 Mb SPI Flash ROM

† *Supermicro chassis required for optimal functionality and performance*
* *Please check with your Supermicro sales representative and website for compatibility and configuration details*

SC119TQ/XTQ

1U Resource-Optimized WIO/UIO Chassis

New!



SC119XTQ-BR700WB

SC119TQ-R700WB

2x 200W BBP (Battery Backup Power) modules support*

SC119XTQ-BR700WB Rear View

SC119TQ-R700WB Rear View

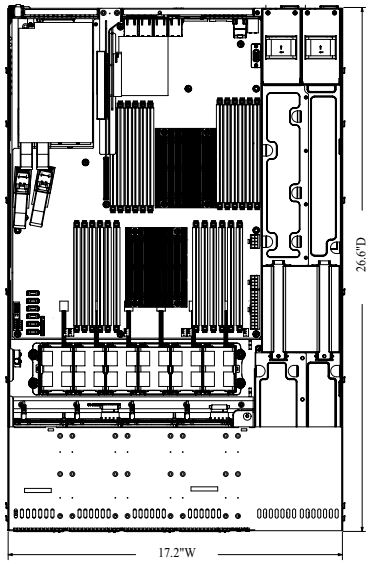

SC119XTQ-BR700WB

Features

■ Black

- ✓ Redundant 700W Gold Level (92+%) high-efficiency power supplies
- ✓ 8x 2.5" Hot-swap SAS / SATA HDD Bays
- ✓ Optimized for 12.8" x 16.5" Resource-Optimized UIO motherboards

Specifications

Form Factor	1U rackmount chassis 26.6" depth, optimized for 12.8" x 16.5" Resource-Optimized UIO motherboards
CPU Support	Dual Intel® and AMD processors
Expansion	2x full-height + 1x low-profile AOC expansion slots
Drive Bays	8x 2.5" SAS2/SATA hot-swap drive bays
Power Supply	Redundant (1+1) 700W Gold Level (92+%) power supplies with PMBus function; SC119XTQ-BR700WB: 2x 200W BBP* modules included
Cooling System	5x 40x56mm counter-rotating fans (1x optional fan for PCI card cooling)
Front Panel LEDs	Power LED, HDD activity LED, 2 Network Activity LEDs and Unit Identification (UID) LED
Front Panel Buttons	Power On/Off button, system reset button, UID button
Dimensions	W x H x D: 17.2"x 1.7"x 26.6" (437 x 43 x 676 mm) Package: 24" x 7.9" x 35.1" (608 x 200 x891mm)
Rail	Extendable lengths: 25.6" to 33.05"
Temperature	Operating: 5° ~ 35°C (41° to 95°F) Non-operating: -40° ~ 70°C (-40° to 158°F)
Humidity	Operating: 8 ~ 90% non-condensing Non-operating: 5 ~ 95% non-condensing

● Optimized ◑ Compatible ● Optimized low-power configuration ◑ Compatible low-power configuration

	Model	MB X9	MB X8	PCI I/O	Drive	Cooling Fan	Power	+5VSB	+12V	Gross Weight
	SC119TQ-R700UB		●	2x FH 1x LP	8x 2.5" SAS2/SATA	5x 40x56mm counter-rotating	Redundant 700W Gold Level (92+%) w/ PMBus	3	58/62	42 lbs
	SC119TQ-R700WB	●		2x FH 1x LP	8x 2.5" SAS2/SATA	5x 40x56mm counter-rotating	Redundant 700W Gold Level (92+%) w/ PMBus	3	58/62	42 lbs
New!	**SC119XTQ-BR700WB**	●		2x FH 1x LP	8x 2.5" SAS2/SATA	6x 40x56mm counter-rotating	Redundant 700W Gold Level (92+%) w/ PMBus + 2X 200W BBP* modules included	3	58/62	42 lbs

Optional Kit	Model Part #	Description
Rail	MCP-290-00056-0N	Quick-release outer rail for square hole short-depth rack (19"~26.4")
Adaptor HDD Carrier	MCP-220-00118-0B	Black gen-5.5 tool-less hot-swap 3.5"-to-2.5" converter tray
Front HDD Kit	MCP-220-81506-0N	12G 2.5" Hot-swap DVD Size Drive Kit with Status LED Support

SC118G

1U High-Performance Quality, Reliability GPU/Xeon® Phi™ Chassis



SC118G

SC118G Rear View

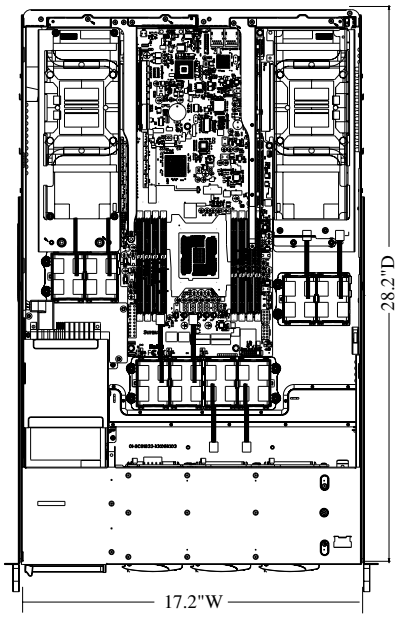

Features

■ Black

- ✓ 1400W Platinum Level (94%+)/1400W Gold Level (92+%) high-efficiency power supply
- ✓ Optimized for high-end, high-density GPU/Xeon® Phi™ applications
- ✓ Supports up to 2 double width GPUs and 1 low-profile add-on card; or 4 full-height and 1 low-profile add-on cards

Specifications

Form Factor	1U Rackmount Chassis 28.5” depth, optimized for proprietary 16.64” x 7.71” and 16.4” x 7.45” GPU/Xeon® Phi™ motherboards
CPU Support	Single Intel® processor
Expansion	Up to 2x double width GPU/Xeon® Phi™ with 1x Low-profile card or 4x Full-height, 1x Low-profile AOC
Drive Bays	6x 2.5” hot-swap SAS/SATA HDD bays
Power Supply	1400W Platinum Level (94%+)/1400W Gold Level (92+%) high-efficiency power supply
Cooling System	8x 4cm high-performance counter-rotating PWM fans with optimal fan speed control
Front Panel LEDs	Power LED, HDD activity LED, 2 Network Activity LEDs and Fan Fail/Over Heat LED
Front Panel Buttons	Power On/Off button, system reset button
Dimensions	W x H x D: 17.2"x 1.7"x 28.2" (437 x 43 x 716mm) Package: 23.7" x 8" x 36.7"
Rail	Extendable lengths: 25.6" to 33.05"
Temperature	Operating: 5° ~ 35°C (41° to 95°F) Non-operating: -40° ~ 70°C (-40° to 158°F)
Humidity	Operating: 8 ~ 90% non-condensing Non-operating: 5 ~ 95% non-condensing

● Optimized ◑ Compatible ● Optimized low-power configuration ◑ Compatible low-power configuration

Model	MB			PCI I/O	Drive	Cooling Fan	Power	$+5V_{SB}$	+12V	Gross Weight
	X10	X9	X8							
SC118G-1400B*	◑	◑	●	4x FH 1x LP	6x 2.5” SAS/SATA	8x 40x56mm counter-rotating	1400W Gold Level (92+%)	6A	100/116	38 lbs
SC118G-1K43B*	●	●	◑	4x FH 1x LP	6x 2.5” SAS/SATA	8x 40x56mm counter-rotating	1400W Platinum Level (94%+)	6A	100/116	38 lbs

Optional Kit	Model Part #	Description
Rail	MCP-290-00056-0N	Quick-release outer rail for square hole short-depth rack (19”~26.4”)

** For OEM only - minimum quantity required.*
For system configuration, please contact Supermicro representative/tech support for more information.

SC116AC(2)/TQ

1U High Capacity Storage Chassis

SAS3 (12Gbps) / NVMe Support*

New!

SC116AC-R700WB

SC116AC-R700WB Rear View

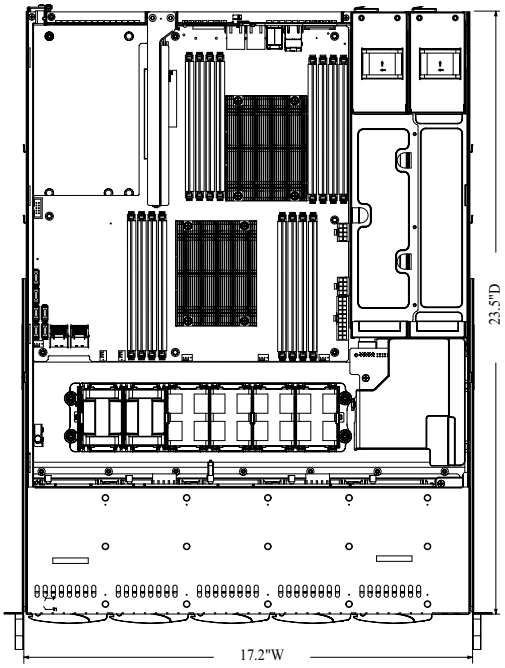

Features

■ Black

- ✓ SC116AC2: SAS3 12Gbps + 2 ports SAS2/SATA3/NVMe* HDD backplane
- ✓ SC116AC: SAS3 12Gbps HDD backplane with Mini SAS HD connector
- ✓ 700W/750W high-efficiency Gold Level redundant power supplies with PMBus function
- ✓ 10x hot-swap 2.5" SAS/SATA HDD bays
- ✓ An efficient 1U rackmount design optimized for best price/performance

Specifications

Form Factor	23.5" Depth 1U Rackmount Chassis - supports for maximum motherboard sizes of 12.3" x 13.05"
CPU Support	Supports Dual, single Intel® / AMD processors
Expansion	SC116TQ-R700CB: 1x full-height PCI expansion slot SC116AC(2)/TQ- R706WB / R700WB/UB: 2x full-height and 1x low-profile expansion slots
Drive Bays	SC116TQ: 10x hot-swap 2.5" SAS2/SATA3 HDD bays SC116AC: 8x SAS3 12Gbps + 2x SAS2/SATA3 6Gbps 2.5" drive bays SC116AC2: 8x SAS3 12Gbps + 2x SAS2/SATA3/NVMe* 2.5" drive bays
Power Supply	700W/750W Redundant Platinum/Gold Level AC-DC high-efficiency power supplies with PMBus and I^2C
Cooling System	4x 40x56mm counter-rotating PWM fans (optional 2x fans for AOC cooling)
Front Panel LEDs	Power LED, HDD activity LED, 2 Network Activity LEDs and Unit Identification (UID) LED
Front Panel Buttons	Power On/Off button, UID button
Dimensions	W x H x D: 17.2"x 1.7"x 23.5" (437 x 43 x 597 mm) Package: 25" x 6" x 33"
Rail	Extendable lengths: 25.6" to 33.05"
Temperature	Operating: 5° ~ 35°C (41° to 95°F) Non-operating: -40° ~ 70°C (-40° to 158°F)
Humidity	Operating: 8 ~ 90% non-condensing Non-operating: 5 ~ 95% non-condensing

● Optimized ◑ Compatible ● Optimized low-power configuration ◑ Compatible low-power configuration

Model	MB X10	MB X9	MB X8	PCI I/O	Drive	Cooling Fan	Front USB	Power	+5VSB	+12V	Gross Weight
SC116TQ-R700CB	●	●	●	1x FH/FL	10x 2.5" SAS2/SATA3	4x 40x56mm counter-rotating	2x USB 2.0	Redundant 700W/750W Gold Level w/ PMBus	3	700W: 58 Amp 750W: 62 Amp	40 lbs
SC116TQ-R700UB		◑	●	2x FH 1x LP	10x 2.5" SAS2/SATA3	4x 40x56mm counter-rotating	2x USB 2.0	Redundant 700W/750W Gold Level w/ PMBus	3	700W: 58 Amp 750W: 62 Amp	40 lbs
SC116TQ-R700WB	●	●		2x FH 1x LP	10x 2.5" SAS2/SATA3	4x 40x56mm counter-rotating	2x USB 2.0	Redundant 700W/750W Gold Level w/ PMBus	3	700W: 58 Amp 750W: 62 Amp	40 lbs
SC116AC-R700WB	●	●		2x FH 1x LP	8x 2.5" SAS3 2x 2.5" SAS2/SATA3	4x 40x56mm counter-rotating	2x USB 2.0	Redundant 700W/750W Gold Level w/ PMBus	3	700W: 58 Amp 750W: 62 Amp	40 lbs
New! **SC116AC2-R706WB**	●	●		2x FH 1x LP	8x 2.5" SAS3 2x 2.5" NVMe* SAS2/SATA3	4x 40x56mm counter-rotating	2x USB 3.0	Redundant 700W/750W Platinum Level w/ PMBus	3	700W: 58 Amp 750W: 62 Amp	40 lbs
New! **SC116TQ-R706WB**	●	●		2x FH 1x LP	10x 2.5" SAS2/SATA3	4x 40x56mm counter-rotating	2x USB 3.0	Redundant 700W/750W Platinum Level w/ PMBus	3	700W: 58 Amp 750W: 62 Amp	40 lbs

Optional Kit	Model Part #	Description
Rail Kit	MCP-290-00052-0N-Bulk MCP-290-00056-0N	Quick-release outer rail for square hole short-depth rack (bulk pack, 10 sets) Quick-release outer rail for square hole short-depth rack (19"~26.4")

** Fully hot-swap NVMe feature is supported by SuperServer or OEM configuration only.*

2.5" HDD

SC113TQ-R700WB

WIO Rear View

SC113TQ-600WB

WIO Rear View

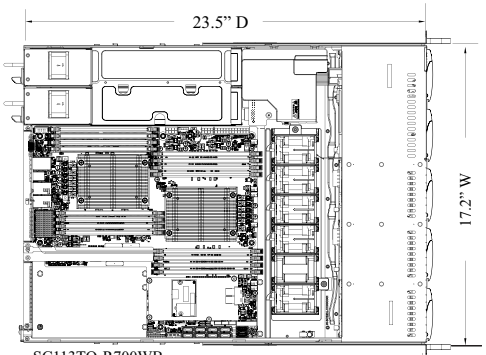

SC113TQ-R700WB

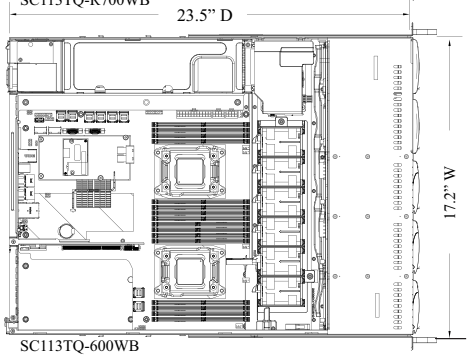

SC113TQ-600WB

■ Black

Features

✓ High-performance 8 hot-swap HDDs in 1U; 80Plus® Platinum & Gold Level high-efficiency power supply; UIO/WIO solution support (2x FH, 1x LP)

Specifications

Form Factor	1U rackmount chassis, support for motherboard size: E-ATX 12.3" x 13" and 13.68" x 13" (for single power SKU only)
CPU support	Dual and Single Intel® and AMD processors
Expansion	SC113TQ-563UB/700UB/R500UB/R700UB/R600WB/R700WB: 2x FH, 1x LP expansion slot SC113TQ-563CB/700CB//R700CB: 1x FF expansion slot
Drive Bays	1x slim DVD-ROM (option for some models) 8x hot-swap 2.5" SAS/SATA HDD bays
Cooling System	4x 4cm counter-rotating PWM fans, 2x optional fans for PCI card cooling
Front Panel LEDs	Power LED, HDD activity LED, 2 network activity LEDs and Unit Identification (UID) LED
Front Panel Buttons	Power On/Off button, system reset button, UID button
Dimensions	17.2"W x 1.7"H x 23.5"D Package: 25"W x 6"H x 33"D
Rail	Extendable lengths 25.6" to 33.05"
Temperature	Operating: 5° ~ 35° C (41° to 95° F) Non operating: -40° ~ 70° C (-40° to 158° F)
Humidity	Operating: 8-90% non-condensing Non-operating: 5-95% non-condensing

● Optimized ◑ Compatible ● Optimized low-power configuration ◑ Compatible low-power configuration

Model	MB			PCI I/O	Drive	Cooling Fan	Power	+5VSB	+12V	Gross Weight
	X10	X9	X8							
SC113TQ-700UB		◑	●	2x FH, 1x LP	8x SAS/SATA 2.5" w/SES2	4x 12000rpm	700W Silver Level	4	57	36 lbs
SC113TQ-700CB	◑	◑	●	1x FF	8x SAS/SATA 2.5" w/SES2	4x 12000rpm	700W Silver Level	4	57	36 lbs
SC113TQ-R700UB		◑	●	2x FH, 1x LP	8x SAS/SATA 2.5" w/SES2	4x 12000rpm	Redundant 700W Gold Level	3	58	40 lbs
SC113TQ-R700CB	●	●	●	1x FF	8x SAS/SATA 2.5" w/SES2	4x 12000rpm	Redundant 700W Gold Level	3	58	40 lbs
SC113TQ-563UB		◑	●	2x FH, 1x LP	8x SAS/SATA 2.5" w/SES2	4x 12000rpm	560W Gold Level	3	46/49	36 lbs
SC113TQ-563CB	◑	◑	●	1x FF	8x SAS/SATA 2.5" w/SES2	4x 12000rpm	560W Platinum Level	3	46/49	36 lbs
SC113TQ-R500UB		●	◑	2x FH, 1x LP	8x SAS/SATA 2.5" w/SES2	4x 12000rpm	Redundant 500W Platinum Level	3	42	36 lbs
SC113TQ-R500CB	●	●	◑	1x FF	8x SAS/SATA 2.5" w/SES2	4x 12000rpm	Redundant 500W Platinum Level	3	42	36 lbs
SC113TQ-600UB		●	◑	2x FH, 1x LP	8x SAS/SATA 2.5" w/SES2	4x 12000rpm	600W Platinum Level	3	49	36 lbs
SC113TQ-600CB	●	●	◑	1x FF	8x SAS/SATA 2.5" w/SES2	4x 12000rpm	600W Platinum Level	3	49	36 lbs
SC113TQ-600WB	●	●		2x FH, 1x LP	8x SAS/SATA 2.5" w/SES2	4x 12000rpm	600W Platinum Level	3	49	36 lbs
SC113TQ-R700WB	●	●		2x FH, 1x LP	8x SAS/SATA 2.5" w/SES2	4x 12000rpm	Redundant 700W Platinum Level	3	58	40 lbs
SC113TQ-R500WB	●	●		2x FH, 1x LP	8x SAS/SATA 2.5" w/SES2	4x 12000rpm	Redundant 500W Platinum Level	3	58	

SC113MAC2/TQ

1U High-Performance, Short Depth Server Chassis

SAS3 (12 Gbps)/NVMe Support*

SC113MFAC2-R606CB

Rear View

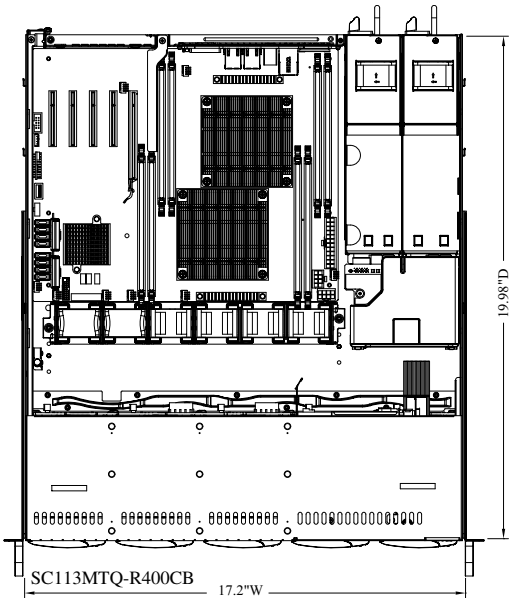

SC113MTQ-R400CB

■ Black

Features

- ✓ SC113MFAC2: SAS3 12Gbps + NVMe*/SAS3/SATA3 HDD backplane
- ✓ Compact, flexible, and versatile chassis (less than 20" depth)
- ✓ Platinum Level/Redundant Gold Level high-efficiency power supplies
- ✓ 8x hot-swap HDDs in short-depth 1U space

Specifications

Form Factor	1U rackmount chassis, support Micro-ATX 9.6"x9.6" and ATX 12"x10" motherboard
CPU Support	Dual Intel® and AMD processors
Expansion	1x full-height expansion slot
Drive Bays	1x slim DVD-ROM (optional); SC113MTQ: 8x hot-swap 2.5" SAS2/SATA3 HDD bays SC113MFAC2: 8x hot-swap 2.5" SAS3/SATA3 (2 NVMe* ports) HDD bays
Power Supply	4x 40x28mm PWM fans (optional fans for PCI card cooling)
Cooling System	Power LED, HDD activity LED, 2 network activity LEDs and Unit Identification (UID) LED
Backplane	1U SAS/SATA Backplane with SES2 support
Front Panel LEDs	Power LED, HDD activity LED, 2 Network Activity LEDs and Unit Identification (UID) LED
Front Panel Buttons	Power on/off button, system reset button, UID button
Dimensions	17.2"W x 1.7"H x 19.98"D Package: 24"W x 8.3"H x 30"D
Rail	Extendable lengths 25.6" to 33.05"
Temperature	Operating: 5° ~ 35°C (41° to 95°F) Non-operating: -40° ~ 70°C (-40° to 158°F)
Humidity	Operating: 8 ~ 90% non-condensing Non-operating: 5 ~ 95% non-condensing

● Optimized ◑ Compatible ● Optimized low-power configuration ◑ Compatible low-power configuration

	Model	MB X10	MB X9	MB X8	MB X7	PCI I/O	Drive	Cooling Fan	Power	+5VSB	+12V	Gross Weight
	SC113MTQ-563CB		◑	●		1x FH	8x SAS2/SATA3 2.5"	4x 13000rpm	560W Gold Level	3	46/49	29.5 lbs
	SC113MTQ-R400CB		◑	●		1x FH	8x SAS2/SATA3 2.5"	4x 13000rpm	Redundant 400W Gold Level	3	33	32 lbs
	SC113MTQ-330CB		◑	●		1x FH	8x SAS2/SATA3 2.5"	3x 13000rpm	330W Gold Level	3	27/31	29.5 lbs
	SC113MTQ-600CB		◑	●		1x FH	8x SAS2/SATA3 2.5"	4x 13000rpm	600W Platinum Level	3	49	29.5 lbs
New!	**SC113MFAC2-R606CB**	●	◑			1x FH	8x SAS3/SATA3 2.5" (2 NVMe* ports)	1x 10000rpm or 2x 20000rpm	Redundant 600W Platinum Level	3	49	29.5 lbs
New!	**SC113MFAC2-605CB**	●	◑			1x FH	8x SAS3/SATA3 2.5" (2 NVMe* ports)	1x 10000rpm or 2x 20000rpm	600W Platinum Level	3	49	29.5 lbs

Optional Kit	Model Part #	Description
Rail	MCP-290-00052-0N-Bulk MCP-290-00056-0N	Quick-release outer rail for square hole rack (bulk pack, 10 sets) Quick-release outer rail for square hole short-depth rack (19" ~ 26.4")
Battery Pickup Power	PWS-206-1R	200W BBP® optional kit

* Fully hot-swap NVMe feature is supported by SuperServer or OEM configuration only

2.5" HDD

SC111TQ-600CB

UIO Rear View

C Rear View

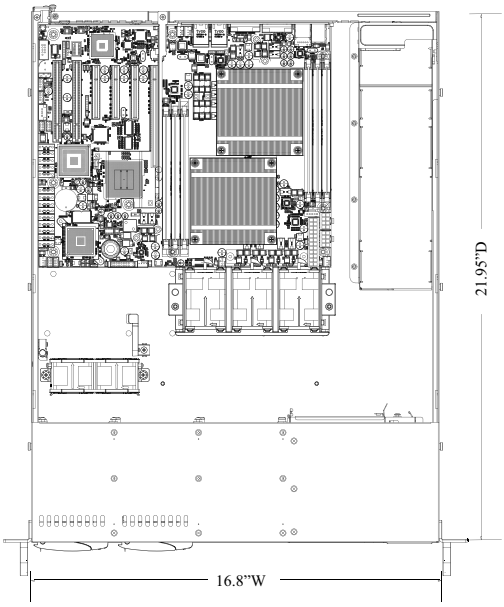

Features

■ Black

- ✓ 600W Platinum Level and 330W/560W Gold Level high-efficiency, multiple outputs power supply
- ✓ 4 hot-swap HDD in 1U, cost-effective, 21.95" depth chassis
- ✓ Flexible chassis to fit both ATX & E-ATX motherboards
- ✓ Adjustable fan locations to optimize thermal solutions for different sized boards

Specifications

Form Factor	1U rackmount chassis, supports MB size: 12"x13" E-ATX, 12"x10" ATX, and 9.6"x9.6" Micro-ATX
CPU Support	Dual and Single Intel® and AMD processors
Expansion	SC111T-560UB/SC111LT-360/330UB: 2x FH, 1x LP expansion slots SC111T-560CB/SC111LT-360/330CB: 1x FF expansion slot
Drive Bays	1x slim DVD-ROM (Optional); 2x front side USB (Optional);
Cooling System	SC111TQ-600/563UB/CB & SC111T-560UB/CB: 3x 40x56mm counter-rotating fans SC111LT-330UB/CB/SC111T-360UB/CB: 3x 40x28mm fans 2x 40x28mm fans (optional fans for PCI card cooling)
Front Panel LEDs	Power LED, HDD activity LED, 2 network activity LEDs and Unit Identification (UID) LED
Front Panel Buttons	Power On/Off button, system reset button, UID button
Dimensions	16.8"W x 1.7"H x 21.95"D (426mmW x 43mmH x 558mmD) Packing: 24"W x 8.3"H x 30"D
Rail	Extendable lengths: 13.1" to 33.1"
Temperature	Operating: 5° ~ 35°C (41° to 95°F) Non operating: -40° ~ 70°C (-40° to 158°F)
Humidity	Operating: 8 ~ 90% non-condensing Non-operating: 5 ~ 95% non-condensing

● Optimized ◑ Compatible ● Optimized low-power configuration ◑ Compatible low-power configuration

Model	MB			PCI I/O	Drive	Cooling Fan	Power	+5VSB	+12V	Gross Weight
	X10	X9	X8							
SC111LT-360UB		◑	●	2x FH, 1x LP	4x SAS/SATA 2.5"	3x 40x28mm 13000rpm fan	360W Silver Level	4	29/32.5	30 lbs
SC111LT-360CB	◑	◑	●	1x FF	4x SAS/SATA 2.5"	3x 40x28mm 13000rpm fan	360W Silver Level	4	29/32.5	30 lbs
SC111LT-330UB		◑	●	2x FH, 1x LP	4x SAS/SATA 2.5"	3x 40x28mm 13000rpm fan	330W Gold Level	4	27/31	30 lbs
SC111LT-330CB	●	●	●	1x FF	4x SAS/SATA 2.5"	3x 40x28mm 13000rpm fan	330W Gold Level	4	27/31	30 lbs
SC111TQ-563UB		◑	●	2x FH, 1x LP	4x SAS/SATA 2.5"	3x 40x56mm 4-pin PWM fans and 2x 40x28mm 4-pin PWM fans for add-on card (optional)	560W Gold Level	4	46/49	30 lbs
SC111TQ-563CB	◑	◑	●	1x FF	4x SAS/SATA 2.5"	3x 40x56mm 4-pin PWM fans and 2x 40x28mm 4-pin PWM fans for add-on card (optional)	560W Gold Level	4	46/49	30 lbs
SC111TQ-600UB		●	◑	2x FH, 1x LP	4x SAS/SATA 2.5"	3x 40x56mm 4-pin PWM fans and 2x 40x28mm 4-pin PWM fans for add-on card (optional)	600W Platinum Level	4	49	30 lbs
SC111TQ-600CB	●	●	◑	1x FF	4x SAS/SATA 2.5"	3x 40x56mm 4-pin PWM fans and 2x 40x28mm 4-pin PWM fans for add-on card (optional)	600W Platinum Level	4	49	30 lbs

Optional Kit	Model Part #	Description
Fan	FAN-0100L4/FAN-0106L4	40 x 28mm 8500rpm fan for add-on card cooling
Fan Holder	MCP-320-11101-0N	Fan holder for 2x 4028 fans

New!

E200-9B Rear View

Rear View

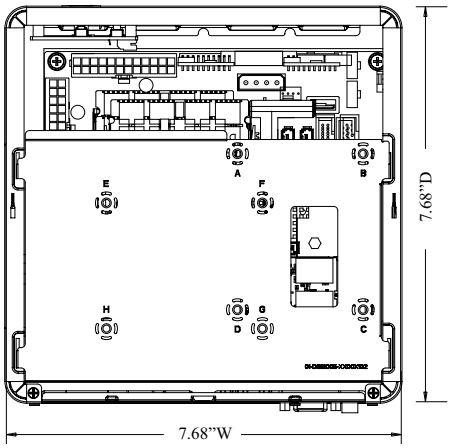

Features

■ Black

- ✓ Slim & space-saving 1U Mini-ITX chassis design
- ✓ 1x 2.5" internal HDD support (no exceed 9.5cm thickness)
- ✓ 1x 4cm cooling fan
- ✓ Ultra compact size & weight: 7.68"D x 1.79"H x 7.68"W; 1.25 kg (Chassis Only)
- ✓ VESA/Wall-mount ready

Specifications

Form Factor	Mini-ITX chassis for motherboard support size Mini-ITX 6.75" x 6.75"
CPU Support	Single Intel® and AMD processord
Drive Bays	1x 2.5" internal fixed drive bay
Cooling System	1x 4cm 4pin high performance fan
Front Panel LEDs	HDD activity LED, Power Status LED, Power off LED
Front Panel Buttons	Power On/Off button, Reset Button
Dimensions	W x H x D: 7.68" (195 mm) x 1.79" (44.45mm) x 7.68" (195 mm); Package: 15" (381mm) x 10.87" (276mm) x 5.59" (142mm)
Temperature	Operating: 0°C - 40°C (32°F - 104°F) Non-operating: -20°C - 60°C (-4°F - 140°F)
Humidity	Operating: 10% - 85% (non-condensing) Non-operating: 10% - 95% (non-condensing)

● Optimized ◑ Compatible ● Optimized low-power configuration ◑ Compatible low-power configuration

	Model	MB				Drive	Cooling Fan	Power	Gross Weight
		X11	X10	X9	X8				
New!	**SC101S**	●	●	●	●	1x 2.5" internal fixed drive bay	1x 4cm 4pin high performance fan	Optional 60W/80W DC-in power adapter or DC/DC power converter board	7.5 lbs

Optional Kit	Model Part #	Description
Cable	CBL-0296L	9" 4 pin fan extension cord, for fan guide pin at 1&3 or 1&4
Power Adapter	MCP-250-10117-0N	60W DC power adapter with US power cord 18AWG 6ft for Intel® Atom™
I/O Shield	MCP-260-10102-0B	CSE-101S I/O shield for A1SAi and A1SRi
I/O Shield	MCP-260-10104-0B	CSE-101S I/O shield for H9SKV (operating temperature 35°C)
I/O Shield	MCP-260-10105-0B	CSE-101S I/O shield for X11SBA w/ COM port

SC101i

Mini-ITX chassis

Rear View

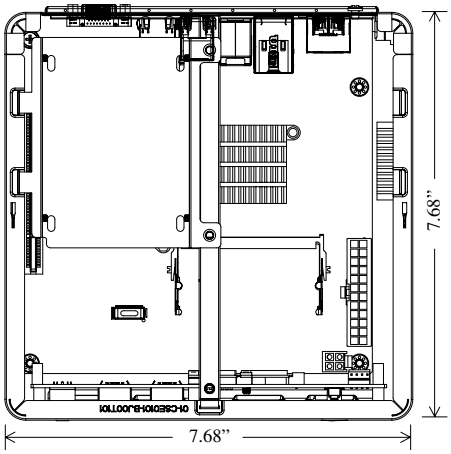

Features

■ Black

- ✓ Slim & space-saving Mini-ITX chassis design
- ✓ Optional 60W/80W DC-in power adapter or DC-ATX power converter board
- ✓ 1x 2.5" internal HDD support
- ✓ 1x 6cm cooling fan
- ✓ Front I/O: 2x USB 2.0 & 2x audio ports
- ✓ Ultra compact size & weight: 7.68"D x 2.68"H x 7.68"W; 1.25 kg (Chassis Only)
- ✓ VESA/Wall-mount ready

Specifications

Form Factor	Mini-ITX chassis for motherboard support size Mini-ITX 6.75" x 6.75"
CPU Support	Single Intel® Atom™ processors; 4th Generation Intel® Core™ i7/i5/i3, up to 35W
Drive Bays	1x 2.5" internal fixed drive bay
Cooling System	1x 6cm 4pin high performance fan
Front Panel LEDs	HDD activity LED, Power Status LED, Power off LED
Front Panel Buttons	Power On/Off button
Dimensions	W x H x D: 7.68" (195 mm) x 2.68" (68mm) x 7.68" (195 mm); Package: 15" (381mm) x 10.87" (276mm) x 5.59" (142mm)
Temperature	Operating: 0°C - 40°C (32°F - 104°F) Non-operating: -20°C - 60°C (-4°F - 140°F)
Humidity	Operating: 10% - 85% (non-condensing) Non-operating: 10% - 95% (non-condensing)

● Optimized ◑ Compatible ● Optimized low-power configuration ◑ Compatible low-power configuration

	Model	MB				Drive	Cooling Fan	Power	Gross Weight
		X11	X10	X9	X8				
New!	**SC101i**	●	●	●	●	1x 2.5" internal fixed drive bay	1x 6cm 4pin high performance fan	Optional 60W/80W DC-in power adapter or DC/DC power converter board	7.5 lbs

Optional Kit	Model Part #	Description
Cable	CBL-0296L	9" 4 pin fan extension cord, for fan guide pin at 1&3 or 1&4
Cable	CBL-0080L	SATA power adapter cable 6"
Power Adapter	MCP-250-10117-0N	60W DC power adapter with US power cord 18AWG 6ft for Intel® Atom™
Power Board	MCP-250-10101-0N	60W DC-ATX PWR Board
Power Board	MCP-250-10103-0N	80W DC-ATX PWR Board
Heatsink	SNK-P0049A4	Active CPU cooler for 4th Generation Intel® Core™ i7/i5/i3

SC819TQ

1U Resource-Optimized WIO/UIO Chassis



SC819TQ-R700WB

SC819TQ-R700WB Rear View

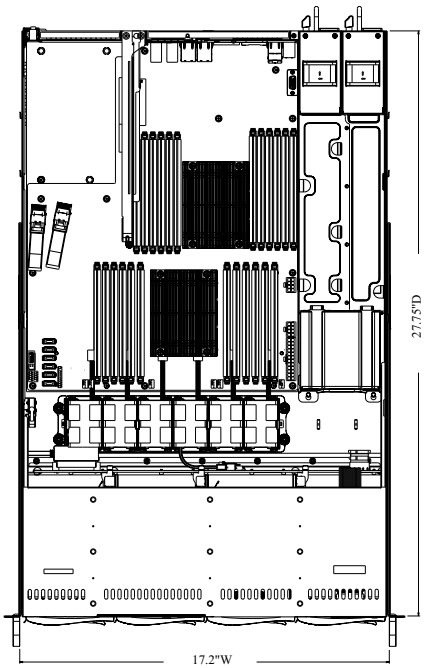

Features

■ Black

- ✓ Redundant 700W Gold Level (92%+) high-efficiency power supplies
- ✓ 2x full-height + 1x low-profile expansion slots
- ✓ Optimized for 12.8" x 16.5" Resource-Optimized motherboards

Specifications

Form Factor	1U Chassis optimized for 12.8" x 16.5" Resource-Optimized motherboards
CPU Support	Dual Intel® and AMD processors
Expansion	2x full-height + 1x low-profile expansion slots (UIO or WIO supported)
Drive Bays	4x 3.5" SAS/SATA Hot-swap drive bays
Power Supply	Redundant (1+1) 700W Gold Level (92+%) power supply with PMBus function
Cooling System	5x 40x56mm counter-rotating fans (1x optional fan for PCI card cooling)
Backplane	1U SAS/SATA Backplane with SES2 support
Front Panel LEDs	Power LED, HDD activity LED, 2 Network Activity LEDs and Unit Identification (UID) LED
Front Panel Buttons	Power On/Off button, system reset button, UID button
Dimensions	W x H x D: 17.2"x 1.7"x 27.75" (437 x 43 x 705 mm) Package: 24" x 7.9" x 35.1" (608 x 200 x 891 mm)
Rail	Extendable lengths: 25.6" to 33.05"
Temperature	Operating: 5° ~ 35°C (41° to 95°F) Non-operating: -40° ~ 70°C (-40° to 158°F)
Humidity	Operating: 8 ~ 90% non-condensing Non-operating: 5 ~ 95% non-condensing

● Optimized ◑ Compatible ● Optimized low-power configuration ◑ Compatible low-power configuration

Model	MB		PCI I/O	Drive	Cooling Fan	Power	+5VSB	+12V	Gross Weight
	X9	X8							
SC819TQ-R700UB	◑	●	2x FH 1x LP	4x 3.5" SAS/SATA w/ SES2	5x 40x56mm counter-rotating	Redundant 700W Gold Level (92+%) w/ PMBus	3	58/62	43 lbs
SC819TQ-R700WB	●		2x FH 1x LP	4x 3.5" SAS/SATA w/ SES2	5x 40x56mm counter-rotating	Redundant 700W Gold Level (92+%) w/ PMBus	3	58/62	43 lbs

Optional Kit	Model Part #	Description
Rail	MCP-290-00056-0N	Quick-release outer rail for square hole short-depth rack (19"~26.4")
Front HDD Kit	MCP-220-81506-0N	12G 2.5" Hot-swap DVD Size Drive Kit with Status LED Support
Front HDD Kit	MCP-220-81504-0N	12G 2.5" Hot-swap Floppy Size Drive Kit with Status LED Support

SC818TQ/A *1U High-End Quad Processor Chassis*

SC818A-1K43LPB

SC818A-1K43LPB (Rear view)

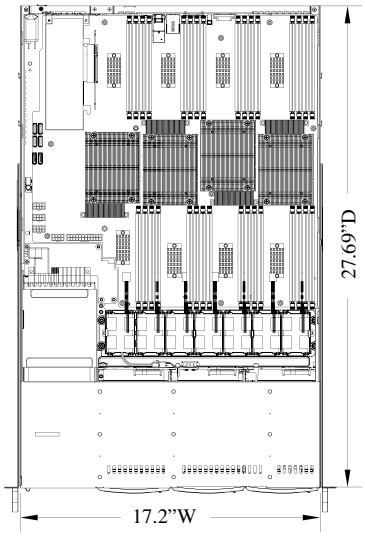

■ Black

Features

1400W Platinum/Gold Level power supply with high-efficiency power, 3 hot-swap drive support, high performance PWM fans in 1U space

Specifications

Form Factor	1U chassis optimized for Quad-Processor motherboard, max. size: 16.48"W x 14.3"H; 16.4"W x 16.79"H for SC818A-1400LPB/1K43LPB
CPU support	Quad Intel® and AMD processors
Expansion	SC818TQ/A-1400LPB/1K43LPB: 1x low-profile expansion slot SC818TQ-1400B: 1x full-height expansion slot
Peripheral Drives	1x optional slim DVD-ROM drive
Drive Bays	3x 3.5" hot-swap SAS/SATA drive bays
Power Supply	SC818TQ/A-1K43/1400LPB: 1400W Platinum/Gold Level power supply with PMBus
Front Panel LEDs	Power LED, hard drive activity LED, 2 network activity LEDs & System Information LED
Front Panel Buttons	Power On/Off button & System Reset button
Dimensions	W x H x D: 17.2"(437mm) x 1.7"(43mm) x 27.69" (703mm) Package: 37.9" x 26.2" x 9"
Rail	Extendable lengths 25.6" to 33.05"
Temperature	Operating: 5° ~ 35° C (41° to 95° F) Non operating: -40° ~ 70° C (-40° to 158° F)
Humidity	Operating: 8 - 90% non-condensing Non-operating: 5 - 95% non-condensing

● Optimized ◑ Compatible ● Optimized low-power configuration ◑ Compatible low-power configuration

Model	MB				PCI I/O	Drives	Cooling System	Power Supply	+5VSB	+12V	Gross Weight
	X10	X9	X8	X7							
SC818A-1K43LPB*	●	●	◑	◑	1 LP	3x SAS/SATA	7x 14000rpm fans	1400W Platinum Level high-efficiency	6	100/117	42 lbs
SC818A-1400LPB*	◑	◑	●	◑	1 LP	3x SAS/SATA	7x 14000rpm fans	1400W Gold Level high-efficiency	6	100/117	42 lbs
SC818TQ-1400LPB					1 LP	3x SAS/SATA	6x 14000rpm fans	1400W Gold Level high-efficiency	6	100/117	38 lbs
SC818TQ-1400B*				◑	1 FH	3x SAS/SATA	6x 14000rpm fans	1400W Gold Level high-efficiency	6	100/117	38 lbs

Optional Kit	Model Part #	Description
Front Bezel	CSE-PTFB-813(B)	Front cover bezel with key lock and filter (beige or black color)
Front Tray	CSE-PT40L-B0	Front USB and COM tray
Rail	MCP-290-00052-0N-Bulk	Quick-release outer rail for square hole rack (bulk pack, 10 sets)
Rail	MCP-290-00056-0N	Quick-release outer rail for square hole short-depth rack (19"~26.4")
Front HDD Kit	MCP-220-81506-0N	12G 2.5" Hot-swap DVD Size Drive Kit with Status LED Support
Front HDD Kit	MCP-220-81504-0N	12G 2.5" Hot-swap Floppy Size Drive Kit with Status LED Support

** For OEM only, minimum quantity required.*

SC818G *1U Chassis Designed for High-End GPU Applications*

Optimized for Two Double-Width GPUs

SC818G-1K43B

Rear View

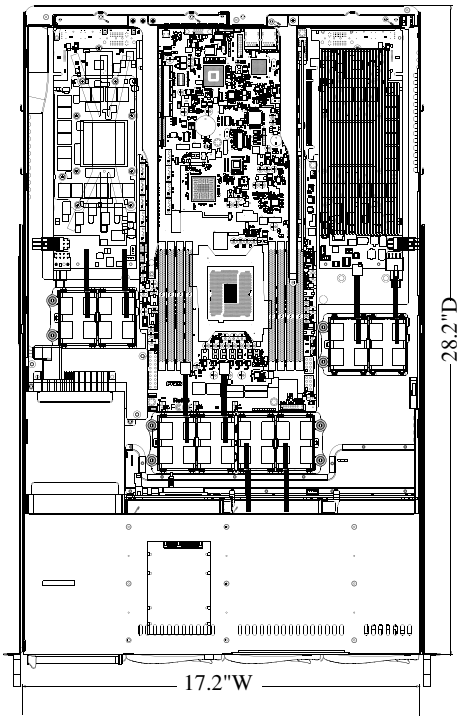

■ Black

Features

✓ Space-effective chassis optimized for two double-width high-end graphics cards (GPU) or supports up to 5 expansion slots (4 FH/FL & 1 LP) in 1U space
✓ 1400W Platinum/Gold Level high-efficiency power supply
✓ Optimized thermal solution for GPU & CPU

Specifications

Form Factor	1U rackmount chassis optimized for 16.64” x 7.71” proprietary GPU motherboard
CPU support	Single Intel® processor
Expansion	4x full-height & full-length + 1 low-profile expansion slots, or 2x Double-width high end graphics cards (GPU) + 1 low-profile expansion slot
Peripheral Drives	1x Slim DVD-ROM drive (optional); USB / COM port tray (optional)
Drive Bays	3x 3.5" hot-swap drive trays
Power Supply	1400W Platinum/Gold Level high-efficiency power supply with PMBus
Cooling System	8x 4cm high performance counter-rotating PWM fan with optimal fan speed control
Front Panel LEDs	Power Status LED, Hard Drive Activity LED, 2x Network Activity LEDs, System Overheat LED / Fan Fail / UID
Front Panel Buttons	Power On/Off button and System Reset button
Dimensions	W x H x D: 17.2" (437mm) x 1.7" (43mm) x 28.2" (716mm) Package: 23.7”W x 8”H x 36.7”D
Rail	Extendable lengths 25.6" to 33.05"
Temperature	Operating: 5˚ ~ 35˚ C (41˚ to 95˚ F) Non-operating: -40˚ ~ 70˚ C (-40˚ to 158˚ F)
Humidity	Operating: 8 ~ 90% non-condensing Non-operating: 5 ~ 95% non-condensing

● Optimized ◑ Compatible ● Optimized low-power configuration ◑ Compatible low-power configuration

Model	MB			PCI I/O	Drives	Cooling System	Power Supply	+5VSB	+12V	Gross Weight
	X10	X9	X8							
SC818G-1400B*	◑	◑	●	4x FF & 1x LP	3x 3.5" hot-swap	8x 40x56mm counter-rotating fans	1400W Gold Level high-efficiency	6	100/116	38 lbs
SC818G-1K43B*	●	●	◑	4x FF & 1x LP	3x 3.5" hot-swap	8x 40x56mm counter-rotating fans	1400W Platinum Level high-efficiency	6	100/116	38 lbs

Optional Kit	Model Part #	Description
Rail	MCP-290-00056-0N	Quick-release outer rail for square hole short-depth rack (19”~26.4”)
Front HDD Kit	MCP-220-81506-0N	12G 2.5" Hot-swap DVD Size Drive Kit with Status LED Support
Front HDD Kit	MCP-220-81504-0N	12G 2.5" Hot-swap Floppy Size Drive Kit with Status LED Support

** For OEM only - minimum quantity required*

SC815TQ(C)-U/W *1U WIO/UIO Chassis with 2 FH & 1 LP Slots*

SAS 3.0 (12 Gbps)

SC815TQ(C)-R706WB/R504WB

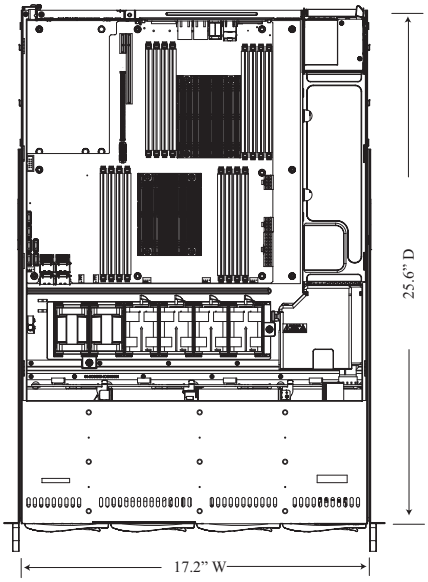

SC815TQ(C)-605WB (Rear View)

SC815TQ(C)-R706WB/R504WB (Rear View)

■ Black

Features

- ✓ SAS 3.0 (12 Gbps) SSD/HDD support
- ✓ Redundant 750/500W Platinum Level, 600W Platinum Level Digital high-efficiency power supplies
- ✓ 2 full-height PCI-E & 1 low-profile PCI-E supported
- ✓ PWM counter-rotating fans with air shroud

Specifications

Form Factor	1U chassis optimized for UIO& WIO motherboard
CPU Support	Dual and Single Intel® and AMD processors
Expansion	UIO: 1x full-height, 1x full-height UIO & 1x low-profile expansion slots; WIO: 2x full-height & 1x low-profile expansion slots
	1x slim DVD-ROM drive (optional)
Drive Bays	4x 3.5" hot-swap drive bays
Cooling System	4x 4cm heavy duty counter-rotating fans (3x 4cm heavy duty counter-rotating fans for SC815TQ(C)-R500WB, SC815TQ-R500UB and SC815T-330UB), 2x optional fans for PCI card cooling
Front Panel LEDs	Power LED, hard drive activity LED, 2 network activity LEDs & Unit Identification (UID) LED
Front Panel Buttons	Power On/Off button, System Reset button & UID button
Dimensions	W x H x D: 17.2" (437mm) x 1.7" (43mm) x 25.6" (650mm) Packing: 23.5" x 8.5" x 33.7"
Rail	Extendable lengths: 25.6" to 33.05"
Temperature	Operating: 5° ~ 35°C (41° to 95°F) Non-operating: -40° ~ 70°C (-40° to 158°F)
Humidity	Operating: 8 ~ 90% non-condensing Non-operating: 5 ~ 95% non-condensing

● Optimized ◑ Compatible ● Optimized low-power configuration ◑ Compatible low-power configuration

	Model	MB X9	MB X8	PCI I/O	Drive	Cooling Fan	Power	+5VSB	+12V	Gross Weight
	SC815TQ-R500UB	◑	●	1 FF/1 FH UIO & 1 LP	4x SAS/SATA hot-swap	3x 12000rpm fans	500W Redundant Platinum Level	3	42	40 lbs
	SC815TQ-R700UB	◑	●	1 FF/1 FH UIO & 1 LP	4x SAS/SATA hot-swap	4x 12000rpm fans	700W Redundant Gold Level	3	42	40 lbs
	SC815TQ-720UB	◑	●	1 FF/1 FH UIO & 1 LP	4x SAS/SATA hot-swap	4x 12000rpm fans	720W Gold Level	3	42	40 lbs
	SC815TQ-710UB	◑	●	1 FF/1 FH UIO & 1 LP	4x SAS/SATA hot-swap	4x 12000rpm fans	710W (DC Power)	3	42	40 lbs
	SC815TQ-563UB	◑	●	1 FF/1 FH UIO & 1 LP	4x SAS/SATA hot-swap	4x 12000rpm fans	560W Gold Level	3	42	40 lbs
	SC815T-330UB	◑	●	1 FF/1 FH UIO & 1 LP	4x SAS/SATA hot-swap	4x 12000rpm fans	330W Gold Level	3	42	40 lbs
	SC815T-563UB	◑	●	1 FF/1 FH UIO & 1 LP	4x SAS/SATA hot-swap	4x 12000rpm fans	560W Gold Level	3	42	40 lbs
	SC815TQ-600UB	◑	●	1 FF/1 FH UIO & 1 LP	4x SAS/SATA hot-swap	4x 12000rpm fans	600W Platinum Level w/ PMBus	3	42	40 lbs
	SC815TQ-R700WB	◑	●	1 FF/1 FH UIO & 1 LP	4x SAS/SATA hot-swap	4x 12000rpm fans	700W Redundant Gold Level	3	42	40 lbs
	SC815TQ-600WB	◑	●	1 FF/1 FH UIO & 1 LP	4x SAS/SATA hot-swap	4x 12000rpm fans	600W Platinum Level w/ PMBus	3	42	40 lbs
New!	SC815TQ-R706WB	◑	●	1 FF/1 FH UIO & 1 LP	4x SAS/SATA hot-swap	4x 12000rpm fans	750W Redundant Platinum Level	3	42	40 lbs
New!	SC815TQC-R706WB	◑	●	1 FF/1 FH UIO & 1 LP	4x SAS3 hot-swap	4x 12000rpm fans	750W Redundant Platinum Level	3	42	40 lbs
New!	SC815TQC-R504WB	◑	●	1 FF/1 FH UIO & 1 LP	4x SAS3 hot-swap	3x 12000rpm fans	500W Redundant Platinum Level	3	42	40 lbs
New!	SC815TQC-605WB	◑	●	1 FF/1 FH UIO & 1 LP	4x SAS3 hot-swap	4x 12000rpm fans	600W Platinum Level	3	42	40 lbs

Optional Kit	Model Part #	Description
Adapter HDD Carrier	MCP-220-00118-0B	Black gen-5.5 tool-less hot-swap 3.5”-to-2.5” converter tray
Front HDD Kit	MCP-220-81506-0N	12G 2.5" Hot-swap DVD Size Drive Kit with Status LED Support
Front HDD Kit	MCP-220-81504-0N	12G 2.5" Hot-swap Floppy Size Drive Kit with Status LED Support

SC815T/TQ *1U High-Performance Flexibility Chassis - Dual Processors*

SC815TQ-600CB

SC815TQ-600CB (Rear View)

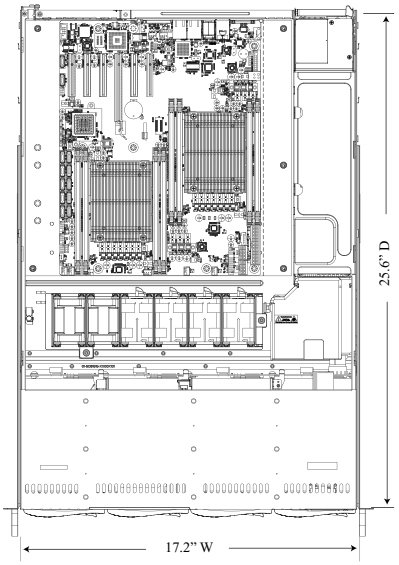

Silver (OEM) ■ Black

Features

- ✓ 600W Digital/Redundant 500W Platinum Level & 720W/560W/redundant 700W Gold Level high efficiency power supply
- ✓ 4 hot-swap drive support, high-performance PWM fans

Specifications

Form Factor	1U chassis support for motherboard size - 13.68" x 13" (single power SKUs only) and ATX 12" x 10", E-ATX 12.3" x 13"
CPU support	Dual and single Intel® and AMD processors
Expansion	1x full-height & full-length expansion slot & 1x low-profile expansion slot (SC815TQ-700/R650/560 only)
Peripheral Drives	1x slim DVD-ROM drive (optional)
Drive Bays	4 x 3.5" hot-swap SAS/SATA drive bays
Power Supply	SC815TQ-600CB: 600W Platinum Level high-efficiency digital power supply SC815TQ-720B/563B: 720W/560W Gold Level high-efficiency power supply SC815TQ-R700B: 700W (1+1) redundant Gold Level high-efficiency power supply w/I²C SC815TQ-R654CB: 650W (1+1) redundant DC high-efficiency power supply
Cooling System	4x 4cm heavy duty counter-rotating fans with optimal fan speed control (2x optional fans for PCI card cooling)
Front Panel LEDs	Power LED, hard drive activity LED, 2 network activity LEDs & system information LED
Front Panel Buttons	Power On/Off button & System Reset button
Dimensions	W x H x D: 17.2"(437mm) x 1.7"(43mm) x 25.6" (650mm) Package: 23.5" x 8.5" x 33.7"
Rail	Extendable lengths: 25.6" to 33.05"
Temperature	Operating: 5˚ ~ 35˚ C (41˚ to 95˚ F) Non-operating: -40˚ ~ 70˚ C (-40˚ to 158˚ F)
Humidity	Operating: 8 ~ 90% non-condensing Non-operating: 5 ~ 95% non-condensing

● Optimized ◑ Compatible ● Optimized low-power configuration ◑ Compatible low-power configuration

	Model	MB X10	MB X9	MB X8	PCI I/O	Drives	DVD-ROM	Cooling System	Power Supply	+5V$_{SB}$	+12V	Gross Weight
	SC815TQ-720CB	◑	◑	●	1x FF	4x SAS/SATA	opt.	4x 12000rpm fans	720W Gold Level	3	59	36 lbs
	SC815TQ-R500CB	●	●	●	1x FF	4x SAS/SATA	opt.	3x 12000rpm fans	Redundant 500W Platinum Level	3	42	36 lbs
	SC815TQ-R700CB	●	●	●	1x FF	4x SAS/SATA	opt.	4x 12000rpm fans	Redundant 700W Gold Level	3	58/62	36 lbs
	SC815TQ-563CB	◑	◑	●	1x FF	4x SAS/SATA	opt.	4x 12000rpm fans	560W Gold Level	3	46/49	36 lbs
	SC815T-563CB	◑	◑	●	1x FF	4x SAS/SATA	opt.	4x 12000rpm fans	560W Gold Level	3	46/49	36 lbs
	SC815T-330CB	◑	●	●	1x FF	4x SAS/SATA	opt.	4x 12000rpm fans	330W Gold Level	3	27/31	36 lbs
	SC815TQ-600CB	●	●	◑	1x FF	4x SAS/SATA	opt.	4x 12000rpm fans	600W Platinum Level Digital w/ PMBus	3	49	36 lbs
New!	**SC815TQ-R654CB**	●	●	◑	1x FF	4x SAS/SATA	opt.	4x 12000rpm fans	650W Redundant DC high-efficiency	3	49	36 lbs
New!	**SC815TQC-605CB**	●	●	◑	1x FF	4x SAS3/SATA	opt.	4x 12000rpm fans	600W Platinum Level	3	49	36 lbs
New!	**SC815TQC-R504CB**	●	●	◑	1x FF	4x SAS3/SATA	opt.	3x 12000rpm fans	500W Redundant Platinum Level	3	49	36 lbs
New!	**SC815TQC-R706CB**	●	●	◑	1x FF	4x SAS3/SATA	opt.	4x 12000rpm fans	750W Redundant Platinum Level	3	49	36 lbs

Optional Kit	Model Part #	Description
Adapter HDD Carrier	MCP-220-00118-0B	Black gen-5.5 tool-less hot-swap 3.5"-to-2.5" converter tray
Front HDD Kit	MCP-220-81506-0N	12G 2.5" Hot-swap DVD Size Drive Kit with Status LED Support
Front HDD Kit	MCP-220-81504-0N	12G 2.5" Hot-swap Floppy Size Drive Kit with Status LED Support

SC813TQ/T/LT *1U High-Performance/Cost-effective Chassis*

New!

SC813LT-R500CB

SC813T-441CB

SC813LT-R500CB Rear View

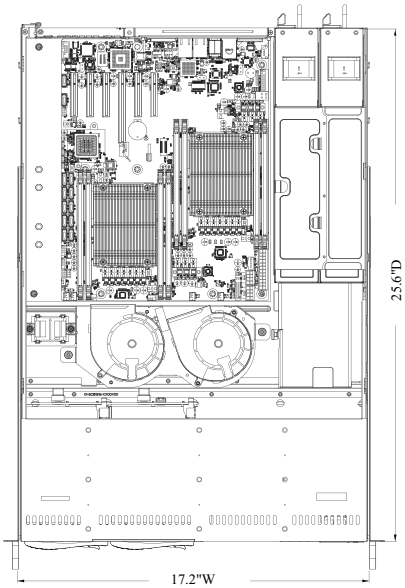

SC813LT-R500CB

Features

Beige (OEM) ■ Black

4 or 2 hot-swap drive support, 350W Gold Level/440W Platinum Level/520W high-efficiency/600W Gold Level power supply

Specifications

Form Factor	1U chassis support for motherboard size - 12" x 13", E-ATX
CPU support	Dual and Single Intel® and AMD processors
Expansion	1 full-height expansion slot
Peripheral Drives	1 slim DVD-ROM drive (optional)
Drive Bays	TQ/T: 4x 3.5" hot-swap SAS/SATA drive bays; LT: 2x 3.5" hot-swap SAS/SATA drive bays
Cooling System	2x 10cm blowers
Front Panel LEDs	Power LED, hard drive activity LED, 2 network activity LEDs & System Information LED
Front Panel Buttons	Power On/Off button & System Reset button
Dimensions	W x H x D: 17.2"(437mm) x 1.7"(43mm) x 25.6" (650mm) Package: 23.4" x 8.5" x 33.7"
Rail	Extendable lengths 25.6" to 33.05"
Temperature	Operating: 5° ~ 35° C (41° to 95° F) Non-operating: -40° ~ 70° C (-40° to 158° F)
Humidity	Operating: 8 ~ 90% non-condensing Non-operating: 5 ~ 95% non-condensing

● Optimized ◑ Compatible ● Optimized low-power configuration ◑ Compatible low-power configuration

Model	MB			PCI I/O	Drives	DVD/FDD	Cooling	Power Supply	+5VSB	+12V	Gross Weight
	X10	X9	X8								
SC813T-600CB	●	●	◑	1 FF	4x SAS/SATA	slim/slim	2x 10cm PWM blower	600W Gold Level high-efficiency w/ PMBus	3	49	36 lbs
SC813T-600UB		●	◑	1 FF/ 1 FH UIO & 1 LP	4x SAS/SATA	slim/slim	2x 10cm PWM blower	600W Gold Level high-efficiency w/ PMBus	3	49	36 lbs
SC813T-441CB	●	●	◑	1 FF	4x SAS/SATA	slim/slim	2x 10cm PWM blower	440W Platinum Level high-efficiency w/ PMBus	3	35.8/39.1	36 lbs
SC813LT-R500CB	●	●	◑	1 FF	2x SAS/SATA	slim/slim	2x 10cm PWM blower	500W Redundant Platinum Level high-efficiency w/ PMBus	3	42	40 lbs
SC813LT-350CB	●	●	◑	1 FF	2x SAS/SATA	slim/slim	2x 10cm PWM blower	350W Gold Level high-efficiency w/ PMBus	3	42	36 lbs

Optional Kit	Model Part #	Description
LCD Front Bezel	MCP-210-00007-02/01	LCD Front bezel with 6 function buttons & key lock for security (beige/black color)
Front Bezel	CSE-PTFB-813(B)	Front cover bezel with key lock and filter (beige or black color)
Front Tray	CSE-PT40(B)	Front USB and COM tray (occupies slim floppy drive location)
Rail	MCP-290-00052-0N-Bulk MCP-290-00056-0N MCP-290-00054-0N	Quick-release outer rail for square hole rack (bulk pack, 10 sets) Quick-release outer rail for square hole short-depth rack (19"~26.4") Quick-release rail set for square hole rack (single set, inner and outer)
Adapter HDD Carrier	MCP-220-00118-0B	Black gen-5.5 tool-less hot-swap 3.5"-to-2.5" converter tray
Front HDD Kit	MCP-220-81506-0N MCP-220-81504-0N	12G 2.5" Hot-swap DVD Size Drive Kit with Status LED Support 12G 2.5" Hot-swap Floppy Size Drive Kit with Status LED Support

SES2 on "TQ" model only

SC813MTQ(C)/MT/MFT *1U x 19.85" High-Performance Compact Chassis*

SAS 3.0 (12Gbps)

SC813MTQ-R400CB

Rear view

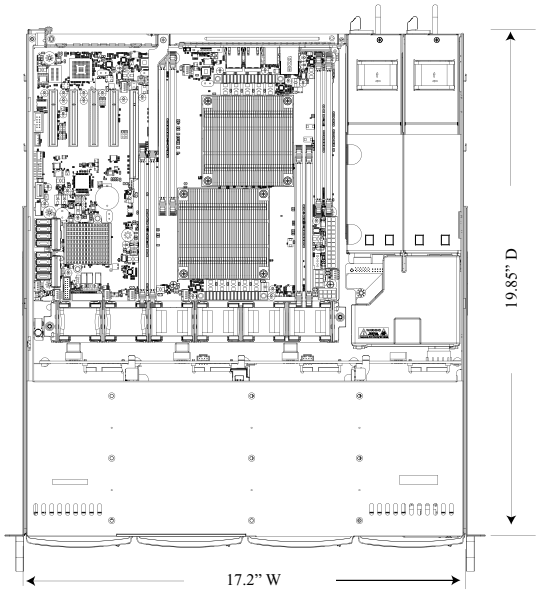

Beige (OEM) ■ Black

Features

- ✓ SAS 3.0 (12 Gbps) SSD/HDD support
- ✓ 4 hot-swap drives support, high performance fans & compact size
- ✓ 80PLUS® Platinum/Gold Level high efficiency single & redundant power supplies

Specifications

Form Factor	1U chassis support for motherboard size - ATX 12" x 10" and Micro-ATX 9.6" x 9.6"
CPU support	Dual and Single Intel® and AMD processors
Expansion	1 full-height & half-length expansion slot
Peripheral Drives	1 slim DVD-ROM drive (optional) 2 front side USB ports & 1 COM port (optional)
Drive Bays	4x 3.5" hot-swap SAS/SATA drive bays
Cooling System	4x 4cm high performance PWM fans (1x optional fan for PCI card cooling)
Front Panel LEDs	Power LED, hard drive activity LED, 2 network activity LEDs & System Information LED
Front Panel Buttons	Power On/Off button & System Reset button
Dimensions	W x H x D: 17.2"(437mm) x 1.7"(43mm) x 19.85" (503mm) Package : 23.4" x 8.5" x 29.7"
Rail	Extendable lengths 25.6" to 33.05"
Temperature	Operating: 5° ~ 35° C (41° ~ 95° F) Non operating: -40° ~ 70° C (-40° ~ 158° F)
Humidity	Operating: 8 - 90% non-condensing Non-operating: 5 - 95% non-condensing

● Optimized ◑ Compatible ● Optimized low-power configuration ◑ Compatible low-power configuration

Model	MB X10	MB X9	MB X8	MB X7	PCI I/O	Drive	Cooling System	Power	+5VSB	+12V	Gross Weight
SC813MFTQ-520CB		◑	◑	◑	1 FH	4 SAS/SATA	4x 13000rpm fans	520W high-efficiency	3	39	31 lbs
SC813MTQ-520CB		◑	◑	◑	1 FH	4 SAS/SATA	4x 12500rpm fans	520W hign-efficiency	3	39	31 lbs
SC813MT-410CB	◑	◑	◑	◑	1 FH	4 SAS/SATA	4x 12500rpm fans	410W DC (24-pin)	2	32	31 lbs
SC813MT-300CB	◑	◑	◑	●	1 FH	4 SAS/SATA	3x 12500rpm fans	300W	2	20	31 lbs
SC813MTQ-280CB		◑	◑	●	1 FH	4 SAS/SATA	4x 12500rpm fans	280W high-efficiency	2	23/27	31 lbs
SC813MTQ-350CB	◑	◑	●	◑	1 FH	4 SAS/SATA	4x 13000rpm fans	350W Gold Level	3	29	31 lbs
SC813MTQ-600CB	●	●	◑	◑	1 FH	4 SAS/SATA	4x 13000rpm fans	600W Gold Level	3	49	31 lbs
SC813MTQ-R400CB	●	●	●	◑	1 FH	4 SAS/SATA	4x 13000rpm fans	Redundant 400W Gold Level	3	33	33.5 lbs
SC813MTQ-441CB	●	●	◑	◑	1 FH	4 SAS/SATA	4x 13000rpm fans	440W Platinum Level w/ PMBus	3	35.8/39.1	31 lbs
SC813MFTQ-R400CB	●	●	●	◑	1 FH	4 SAS/SATA	4x 17500rpm fans	Redundant 400W Gold Level	3	33	33.5 lbs
SC813MFTQ-441CB	●	●	◑	◑	1 FH	4 SAS/SATA	4x 17500rpm fans	440W Platinum Level w/ PMBus	3	35.8/39.1	31 lbs
New! SC813MFTQ-R606CB	●	●	●	◑	1 FH	4 SAS/SATA	4x 17500rpm fans	Redundant 600W Gold Level	3	33	33.5 lbs
New! SC813MFTQC-505CB	●	●	●	◑	1 FH	4 SAS3	4x 17500rpm fans	500W Platinum Level w/ PMBus	3	33	33.5 lbs
New! SC813MFTQC-350CB	●	●	●	◑	1 FH	4 SAS3/SATA	4x 17500rpm fans	350W Platinum Level w/ PMBus	3	33	33.5 lbs
New! SC813MFTQC-R407CB	●	●	●	◑	1 FH	4 SAS3/SATA	4x 22500rpm fans	Redundant 400W Platinum Level	3	33	33.5 lbs

Optional Kit	Model Part #	Description
LCD Front Bezel	MCP-210-00007-02/01	LCD Front bezel with 6 function buttons & key lock for security (beige/black color)
Front Bezel	CSE-PTFB-813(B)	Front cover bezel with key lock and filter (beige or black color)
Rail	MCP-290-00052-0N-Bulk MCP-290-00056-0N	Quick-release outer rail for square hole rack (bulk pack, 10 sets) Quick-release outer rail for square hole short-depth rack (19"~26.4")
Adapter HDD Carrier	MCP-220-00118-0B	Black gen-5.5 tool-less hot-swap 3.5"-to-2.5" converter tray
Battery Backup Power	PWS-206B-1R	200W BBP® optional kit

SC812L *1U High-Performance Cost-Effective Chassis*

SC812L-600U

SC812L-600UB

Rear View - UIO Version

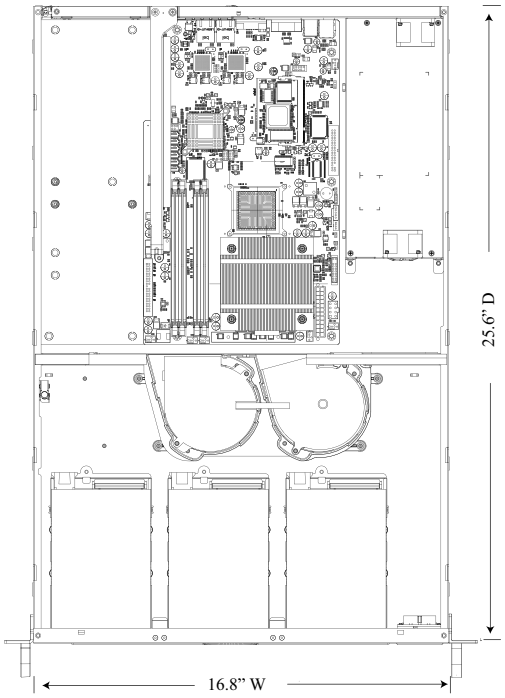

Features

■ Black

- ✔ 2 full-height PCI/PCI-X/PCI-E & 1 low-profile PCI/PCI-X/PCI-E supported
- ✔ 600W Gold Level high-efficiency power supply (88% and up*)
- ✔ Adjustable blower tray to optimize air flow with different motherboards

Specifications

Form Factor	1U chassis support for motherboard size - E-ATX 12" x 13", UIO motherboards
CPU support	Dual and Single Intel® and AMD processors
Expansion	2 full-height & full-length & 1 low-profile expansion slot
Drive Bays	3 x 3.5" fixed drive bays
Cooling System	2 x 10cm blowers with optimal fan speed control & adjustable direction
Front Panel LEDs	Power, hard drive activity, and 2 network activity LEDs; System Overheat LED & Unit Identification (UID) LED (UIO version only)
Front Panel Buttons	Power on/off button, system reset button & UID button (UIO version only)
Dimensions	W x H x D: 16.8" (426mm) x 1.7" (43mm) x 25.6" (650mm) Package: 22" x 8.1" x 31.7"
Rail	Extendable lengths of 29" to 35.25"
Temperature	Operating: 5° ~ 35° C (41° to 95°F) Non-operating: -40° ~ 70° C (-40° to 158° F)
Humidity	Operating: 8 - 90% non-condensing Non-operating: 5 - 95% non-condensing

● Optimized ◑ Compatible ● Optimized low-power configuration ◑ Compatible low-power configuration

Model	MB			PCI I/O	Drive	Cooling System	Power	+5VSB	+12V	Gross Weight
	X9	X8	X7							
SC812L-280UB	◑	◑	●	2 FF & 1 LP	3 fixed	2 x 5000rpm blowers	280W high-efficiency	3	39/29	34 lbs
SC812L-600UB	◑	●	◑	2 FF & 1 LP	3 fixed	2 x 5000rpm blowers	600W Gold Level high-efficiency	3	49	34 lbs

FF: Full-height & full-length expansion slot LP: Low-profile expansion slot
* For inputs above 180VAC

SC811TQ/T/L *1U The Best Cost/Performance Ratio*

SC811TQ-441B

SC811T-441B Rear View

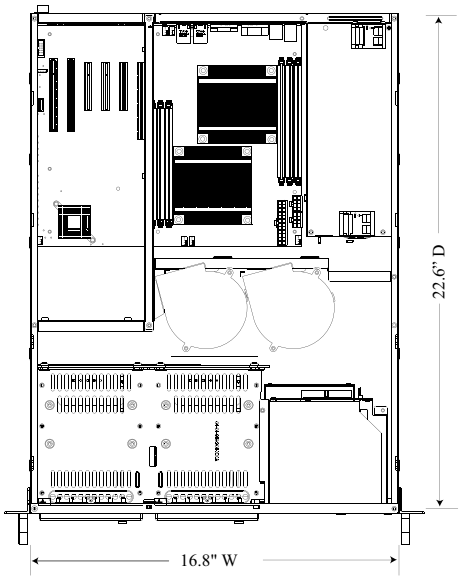

■ Black

Features

- ✓ An efficient 1U rackmount design optimized for the best cost/performance ratio, dual heavy-duty blowers for superior cooling
- ✓ 440W/350W Platinum Level/Gold Level (92%+) high efficiency power supply

Specifications

Form Factor	1U chassis support for motherboard size - ATX 12" x 10" and Micro-ATX 9.6" x 9.6"
CPU support	Dual and Single Intel® and AMD processors
Expansion	1 full-height full-length expansion slot
Peripheral Drives	Optional DVD-ROM drive
Drive Bays	SC811TQ/SC811T: 2x 3.5" hot-swap drive bays
	SC811L: 2x 3.5" fixed drive bays
Cooling System	SC811TQ/SC811T/SC811L: 2x 10cm blowers
Front Panel LEDs	Power LED, hard drive activity LED, 2 network activity LEDs & System Information LED
Front Panel Buttons	Power On/Off button & System Reset button
Dimensions	W x H x D: 16.8"(426mm) x 1.7"(43mm) x 22.6" (574mm) Package: 24.4" x 7.7" x 27.4"
Rail	Extendable lengths 13.1" to 33.1"
Temperature	Operating: 5° ~ 35° C (41° to 95° F) Non-operating: -40° ~ 70° C (-40° to 158° F)
Humidity	Operating: 8 - 90% non-condensing Non-operating: 5 - 95% non-condensing

● Optimized ◑ Compatible ● Optimized low-power configuration ◑ Compatible low-power configuration

Model	MB			PCI I/O	Drive	Cooling System	Power	+5VSB	+12V	Gross Weight
	X10	X9	X8							
SC811TQ-280B	◑	◑	◑	1 FF	2 SAS/SATA	2x 5000rpm blowers	280W high-efficiency	2	23/27	28 lbs
SC811T-260B	◑	◑	◑	1 FF	2 SAS/SATA	2x 4200rpm blowers	260W	2	18	27 lbs
SC811TQ-350B	◑	◑	●	1 FF	2 SAS/SATA	2x 5000rpm blowers	350W Gold Level	3	29	28 lbs
SC811L-350B	◑	◑	●	1 FF	2 fixed	2x 5000rpm blowers	350W Gold Level	3	29	28 lbs
SC811TQ-600B	●	●	●	1 FF/FL	2 SAS/SATA	2x 10cm PWM blower fans	600W Gold Level	3	49	27 lbs
SC811L-600B	●	●	●	1 FF/FL	2 SAS/SATA	2x 10cm PWM blower fans	600W Gold Level	3	49	27 lbs
SC811TQ-441B	●	●	◑	1 FF	2 SAS/SATA	2x 5000rpm blowers	440W Platinum Level w/ PMBus	3	35.8/39.1	28 lbs

SC809BTQ/T

2 Nodes in one 1U chassis

SC809BTQ-1K28B

Rear View

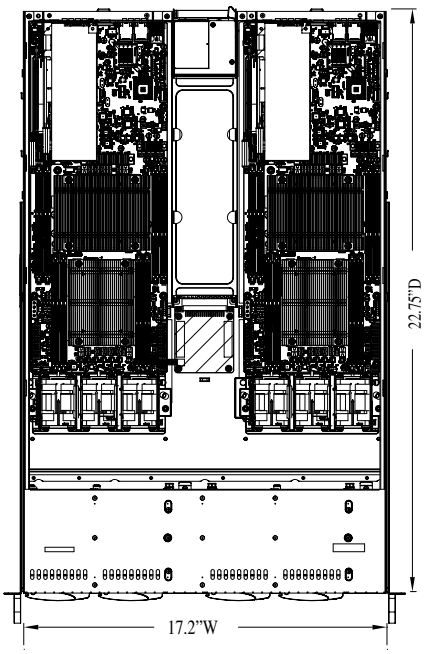

Features

■ Black

- ✓ Twin Dual and Single Intel® and AMD processors supported
- ✓ 1000W Titanium/1280W Platinum/1200W Gold Level high-efficiency cold-swap power supply
- ✓ Independent power control for each node

Specifications

Form Factor	1U chassis support for Twin MB, max. size 6.8" x 18"
CPU Support	Twin Dual and Single Intel® and AMD processors
Expansion	1x low-profile expansion slot (per node)
Drive Bays	4x 2.5" hot-swap SATA drive bays (per node)
Power Supply	1280W Platinum Level/1200W Gold Level high-efficiency power supply w/I²C 1000W Titanium Level high-efficiency power supply w/I²C
Cooling System	3x 4cm heavy duty counter-rotating fans with optimal fan speed control (per node)
Front Panel LEDs	Twin Power LED, HDD activity LED, 2 network activity LEDs and Unit Identification (UID) LED
Front Panel Buttons	Twin Power On/Off button, UID button
Dimensions	W x H x D: 17.2" (437mm) x 1.7" (43mm) x 27.75" (705mm) Package: 26.5" x 9" x 35"
Rail	Extendable lengths 25.6" to 33.05"
Temperature	Operating: 5° ~ 35°C (41° to 95°F) Non-operating: -40° ~ 70°C (-40° to 158°F)
Humidity	Operating: 8 ~ 90% non-condensing Non-operating: 5 ~ 95% non-condensing

● Optimized ◑ Compatible ● Optimized low-power configuration ◑ Compatible low-power configuration

Model	MB			PCI I/O	Drives	Cooling Fan	Power	+5VSB	+12V	Gross Weight
	X10	X9	X8							
SC809T-780B	◑	◑	●	1x LP (per node)	8x 2.5" SATA (4x per node)	6x 14000rpm fans (4-pin)	780W high efficiency	4	83/100	40 lbs
SC809T-1200B	◑	◑	●			6x 14000rpm fans (4-pin)	1200W Gold Level w/ PMBus	4	83/100	40 lbs
SC809BTQ-1K28B	●	●	◑			6x 14000rpm fans (4-pin)	1280W Platinum Level w/ PMBus	4	83/100	40 lbs
New! **SC809TQ-1K03B**	●	●	◑			6x 14000rpm fans (4-pin)	1000W Titanium Level w/ PMBus	4	83/100	40 lbs

Optional Kit	Model Part #	Description
Rail	MCP-290-00052-0N-Bulk MCP-290-00056-0N	Quick-release outer rail for square hole rack (bulk pack, 10 sets) Quick-release outer rail for square hole short-depth rack (19"~26.4")

SC808BT/T

2 Nodes in one 1U chassis

SC808BT-1K28B

Rear View

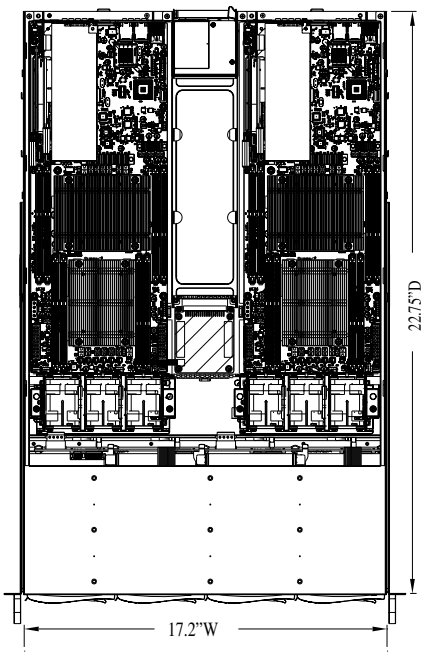

Features

■ Black

- ✓ Twin Dual and Single Intel® and AMD processors supported
- ✓ 1000W Titanium/1280W Platinum/1200W Gold Level high-efficiency cold-swap power supply
- ✓ Independent power control for each node

Specifications

Form Factor	1U chassis support for Twin MB, max. size - 6.8" x 16.64"
CPU Support	Twin Dual and Single Intel® and AMD processors
Expansion	1x low-profile expansion slot (per node)
Drive Bays	2x 3.5" hot-swap SATA drive bays (per node)
Power Supply	1280W Platinum Level/1200W Gold Level high-efficiency power supply w/I²C 1000W Titanium Level high-efficiency power supply w/I²C
Cooling System	3x 4cm heavy duty counter-rotating fans with optimal fan speed control (per node)
Front Panel LEDs	Twin Power LED, hard drive activity LED, 2 network activity LEDs & System overheat LED
Front Panel Buttons	Twin Power On/Off button, System Reset button
Dimensions	W x H x D: 17.2" (437mm) x 1.7" (43mm) x 27.75" (705mm) Package: 26.5" x 9" x 35"
Rail	Extendable lengths 25.6" to 33.05"
Temperature	Operating: 5° ~ 35°C (41° to 95°F) Non-operating: -40° ~ 70°C (-40° to 158°F)
Humidity	Operating: 8 ~ 90% non-condensing Non-operating: 5 ~ 95% non-condensing

● Optimized ◑ Compatible ● Optimized low-power configuration ◑ Compatible low-power configuration

Model	MB			PCI I/O	Drive	Cooling Fan	Power	+5VSB	+12V	Gross Weight
	X10	X9	X8							
SC808T-780B	◑	◑	●	1x LP (per node)	4x 3.5" SATA (2 per Node)	6x 14000rpm fans (4-pin)	780W high efficiency	4	83/100	40 lbs
SC808T-1200B	◑	◑	●			6x 14000rpm fans (4-pin)	1200W Gold Level w/PMBus	4	83/100	40 lbs
SC808BT-1K28B	●	●	◑			6x 14000rpm fans (4-pin)	1280W Platinum Level w/PMBus	4	83/100	40 lbs
New! **SC808T-1K03B**	●	●	◑			6x 14000rpm fans (4-pin)	1000W Titanium Level w/PMBus	4	83/100	40 lbs

Optional Kit	Model Part #	Description
Rail	MCP-290-00052-0N-Bulk MCP-290-00056-0N	Quick-release outer rail for square hole rack (bulk pack, 10 sets) Quick-release outer rail for square hole short-depth rack (19"~26.4")

SC515

16.9" 1U Optimized Front I/O Chassis

New!

SC515-505

SC515-505 Front I/O

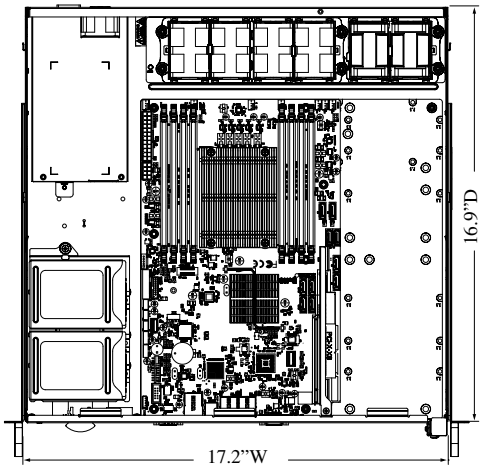

Features

■ Black

- ✓ 16.9" short depth chassis, flexible design for single/dual processor motherboard
- ✓ Compact, cost-effective high computing 1U node
- ✓ Front I/O access

Specifications

Form Factor	16.9" short depth 1U chassis support for motherboard size up to 12" x 13"
CPU Support	Dual and Single Intel® and AMD processors
Expansion	Up to 2x FH expansion slots
Drive Bays	SC515-R407: 2x 2.5" fixed HDDs SC515-350: 4x 2.5" HDDs or 1x 3.5" Internal HDD SC515-505: 1x fixed 3.5" HDD or 4x 2.5" fixed HDDs
Power Supply	SC515-R407: Redundant 400W Platinum Level high-efficiency power supplies w/I^2C SC515-350: 350W Platinum Level high-efficiency power supply SC515-505: 500W Platinum Level high-efficiency power supply
Cooling System	4x 40x56mm PWM fan, 2x 40x56mm fans for Add-on card cooling (Optional)
Front Panel LEDs	Power LED, Hard Drive Activity LED, 2 Network Activity LEDs, System Information LED
Front Panel Buttons	Power On/Off button; System Reset Button
Dimensions	W x H x D: 17.2" (437mm) x 1.7" (43mm) x 16.9" (429mm)
Rail	Extendable lengths 25.6" to 33.05"
Temperature	Operating: 5° ~ 35°C (41° to 95°F) Non-operating: -40° ~ 70°C (-40° to 158°F)
Humidity	Operating: 8 ~ 90% non-condensing Non-operating: 5 ~ 95% non-condensing

● Optimized ◑ Compatible ● Optimized low-power configuration ◑ Compatible low-power configuration

	Model	MB			PCI I/O	Drive	Cooling Fan	Power	+5VSB	+12V	Gross Weight
		X11	X10	X9							
New!	**SC515-505**	●	●	●	2x FH	1x fixed 3.5" HDD or 4x 2.5" HDDs	4x 40x56mm PWM fan	500W Platinum Level	3	35.8/39.1	16 lbs
New!	**SC515-R407**	●	●	●	2x FH	2x 2.5" HDDs	4x 40x56mm PWM fan	Redundant 400W Platinum Level	3	33A	18 lbs
New!	**SC515-350**	●	●	●	2x FH	4x 2.5" HDDs or 1x 3.5" Internal HDD	4x 40x56mm PWM fan	350W Platinum Level	3	29A	16 lbs

Optional Kit	Model Part #	Description
Rail	MCP-290-00056-0N	Quick release outer rail for square hole short-depth rack (19"~26.4")
HDD Bracket	MCP-220-51401-0N	Dual 2.5" HDD bracket
HDD Bracket	MCP-220-51402-0N	Toolless one 3.5" HDD bracket
Fan	FAN-0157L4	40x56mm 4-pin PWM 40x56mm 4-pin PWM 13000RPM
Cable	CBL-0082L CBL-0296L	Y-split, big 4pin to two RA SATA power extension, 15cm 4pin to 4pin fan power for power extension, 23cm

SC514

1U Short Depth Cost-effective chassis

New!

SC514-R400W

SC514-505

SC514-R400W Rear View

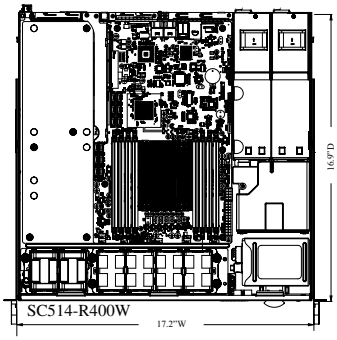

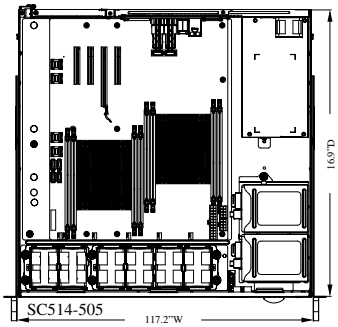

Features

■ Black

- ✓ 16.9" short depth chassis, flexiable design for single/dual processor motherboard
- ✓ Compact, cost-effective high computing 1U node

Specifications

Form Factor	16.9" short depth 1U chassis support for motherboard size up to 12" x 13"
CPU Support	Dual and Single Intel® and AMD processors
Expansion	SC514-505/SC514-441: up to 2x FH expansion slots SC514-R400W: 2x FH expansion slots, 1x LP expansion slot SC514-R400C: 1x FH expansion slot
Drive Bays	SC514-505: 1x fixed 3.5" HDD or 4x 2.5" fixed HDDs SC514-R400C/SC514-R400W: 2x 2.5" fixed HDDs SC514-441: 1x 3.5" fixed HDD or 2x 2.5" fixed HDDs
Power Supply	SC514-505: 500W Platinum Level high-efficiency power supply SC514-R400C/ SC514-R400W: Redundant 400W Gold Level high-efficiency power supply w/I²C SC514-441: 440W/480W Platinum Level high-efficiency power supply
Cooling System	4x 40x56mm PWM fan, 2x 40x56mm fans for Add-on card cooling (Optional)
Front Panel LEDs	Power LED, Hard Drive Activity LED, 2 Network Activity LEDs, System Information LED
Front Panel Buttons	Power On/Off button; System Reset Button
Dimensions	W x H x D: 17.2" (437mm) x 1.7" (43mm) x 16.9" (429mm)
Rail	Extendable lengths 25.6" to 33.05"
Temperature	Operating: 5° ~ 35°C (41° to 95°F) Non-operating: -40° ~ 70°C (-40° to 158°F)
Humidity	Operating: 8 ~ 90% non-condensing Non-operating: 5 ~ 95% non-condensing

● Optimized ◑ Compatible ● Optimized low-power configuration ◑ Compatible low-power configuration

Model	MB X11	MB X10	MB X9	PCI I/O	Drive	Cooling Fan	Power	+5VSB	+12V	Gross Weight
SC514-441	●	●	●	2x FH	1x fixed 3.5" HDD or 2x 2.5" HDDs	4x 40x56mm PWM fan	440/480W Platinum Level	3	35.8/39.1	16 lbs
New! SC514-R400W	●	●	●	2x FH +1x LP	2x 2.5" HDDs	4x 40x56mm PWM fan	Redundant 400W Gold Level	3	33A	18 lbs
New! SC514-R400C	●	●	●	1x FH	2x 2.5" HDDs	4x 40x56mm PWM fan	Redundant 400W Gold Level	3	33A	18 lbs
New! SC514-505	●	●	●	2x FH	1x fixed 3.5" HDD or 4x 2.5" HDDs	4x 40x56mm PWM fan	500W Platinum Level	3	35.8/39.1	16 lbs

Optional Kit	Model Part #	Description
Rail	MCP-290-00056-0N	Quick release outer rail for square hole short-depth rack (19"~26.4")
HDD Bracket	MCP-220-51401-0N	Dual 2.5" HDD bracket
HDD Bracket	MCP-220-51402-0N	Toolless one 3.5" HDD bracket
Fan	FAN-0156L4	40x56mm 4-pin PWM 40x56mm 4-pin PWM 13000RPM
Cable	CBL-0082L CBL-0296L	Y-split, big 4pin to two RA SATA power extension, 15cm 4pin to 4pin fan power for power extension, 23cm
Riser Card Bracket	MCP-240-51403-0N	Riser card bracket for WIO motherboard in SC514

** For OEM only, minimum quantity requires.*

SC513L/F *14" 1U Optimized Space Efficiency*

Front I/O Access

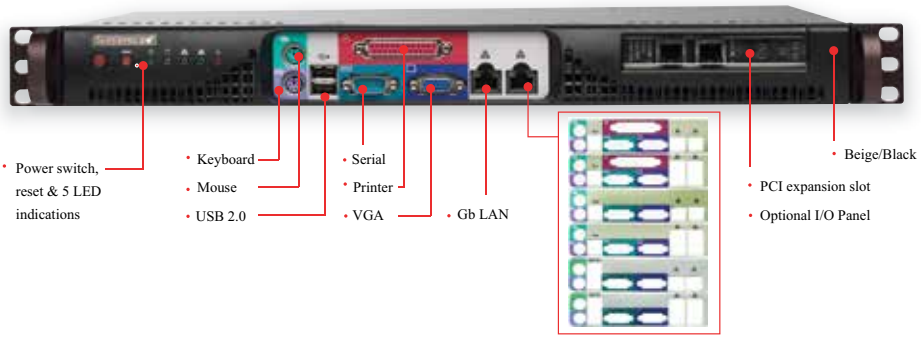

Optimized Air-Flow (front to back)

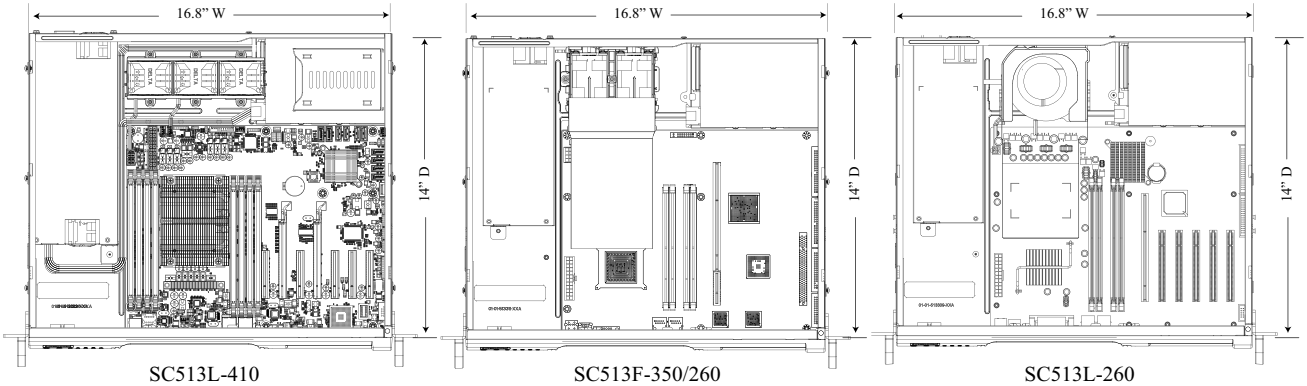

SC513L-410 SC513F-350/260 SC513L-260

Features

■ Black

- ✓ 14" depth small form factor 1U server, dual Xeon® support, front I/O access, full-height expansion
- ✓ 350W Gold Level (92%+) high efficiency power supply

Specifications

Form Factor	14" Mini 1U chassis support for maximum motherboard size: 12" x 10" ATX (SC513L-410) / 12" x 9.6" (SC513L-260/SC513F-350/260)
CPU support	Single Intel® and AMD processors
Expansion	1 full-height half-length expansion slot (with Riser Card)
Drive Bay	SC513L-410: 2 x 2.5" fixed; SC513L-260/SC513F-350/260: 1 x 3.5" fixed or 2 x 2.5" fixed (option)
Cooling System	SC513L-410: 3 x 4cm counter-rotating fans; SC513F-260/350: 2 x 4cm counter-rotating fans; SC513L-260: 1 x 10cm heavy-duty blower
Front Panel LEDs	Power LED, hard drive activity LED, 2 network activity LEDs & system information LED
Front Panel Buttons	Power on/off button & system reset button
Dimension	W x H x D: 16.8" (426mm) x 1.7" (43mm) x 14" (356mm) Package: 19.5" x 6.9" x 22.4"
Rail (optional)	Extendable lengths 13.1" to 33.1"
Temperature	Operating: 5° ~ 35° C (41° to 95° F) Non-operating: -40° ~ 70° C (-40° to 158° F)
Humidity	Operating: 8 ~ 90% non-condensing Non-operating: 5 ~ 95% non-condensing

● Optimized ◑ Compatible ● Optimized low-power configuration ◑ Compatible low-power configuration

Model	MB		PCI I/O	Drive	Cooling System	Power	+5VSB	+12V	Gross Weight
	X9	X8							
SC513L-410B	◑	◑	1 FH	2 x 2.5 fixed	3x 10000rpm fans	410W DC (24-pin)	2	32	15 lbs
SC513F-350B	◑	●	1 FH	1 x 3.5" fixed or 2 x 2.5" option	2x 14000rpm fans	350W Gold Level	3	29	14.5 lbs
SC513F-260B	◑	●	1 FH	1 x 3.5" fixed or 2 x 2.5" option	2x 14000rpm fans	260W	2	18	14.5 lbs

Optional Kit	Model Part #	Description
Rail Kit	CSE-PT8L	Rail Kit for 1U SC512, SC513, SC811 Chassis
Hard Drive Kit	CSE-PT73L	2.5" Hard Drive Mounting Kit (SC513L-260 & SC513F-260)

SC512F

14.5" Depth 1U Optimized Space Efficiency

SC512F-600B

Rear View (SC512F-441B)

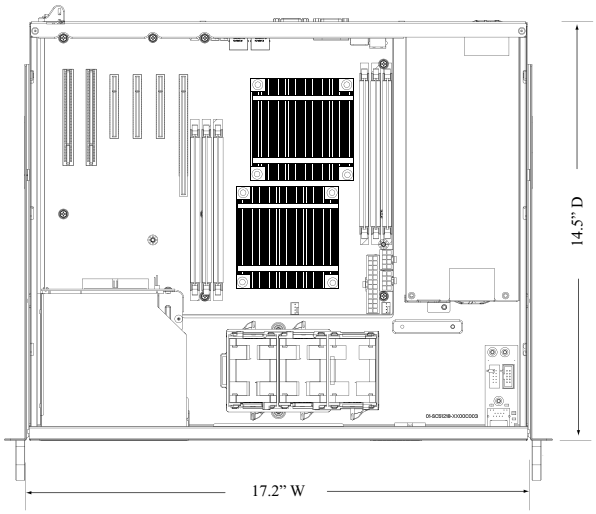

Features

■ Black

- ✓ 14.5" depth small form factor 1U server, high performance fans for dual processor motherboards
- ✓ 440W Platinum Level (94%+) and 600W/350W Gold Level (92%+) high efficiency power supply

Specifications

Form Factor	14.5" Mini 1U chassis support for maximum motherboard size: ATX 12" x 10"
CPU Support	Dual and Single Intel® and AMD processors
Expansion	1 full-height & half-length expansion slot (with Riser Card)
Peripheral Bays	SC512F-600LB/600B: 2 USB 2.0 ports; optional DVD-ROM SC512F-441B/350B/350B1: optional DVD-ROM
Drive Bays	SC512F-600LB/600B: 1x 3.5" fixed SC512F-441B/350B/350B1: 2x 3.5" fixed or 2x 2.5" fixed with bracket
Power Supply	SC512F-410: 410W DC SC512F-600LB/600B: 600W Gold Level high-efficiency power supply SC512F-350B: 350W Gold Level high-efficiency power supply SC512F-441B: 440W Platinum Level high-efficiency power supply SC512F-350B1: 350W Platinum Level high-efficiency power supply
Cooling System	SC512F-600B/600LB/410: 3x 4cm counter-rotating fans SC512F-441B/350B/350B1: 2x 4cm counter-rotating fans
Front Panel LEDs	Power LED, hard drive activity LED, 2 network activity LEDs & System Information LED
Front Panel Buttons	Power On/Off button & System Reset button
Dimensions	W x H x D: 17.2" (437mm) x 1.7" (43mm) x 14.5" (369mm) Package: 19.5"L x 6.9"W x 22.4"H
Rail (optional)	Extendable lengths 25.6" to 33.05"
Temperature	Operating 5° ~ 35°C (41° to 95°F) non-operating -40° ~ +70°C (-40° to 158°F)
Humidity	Operating 8 - 90% non-condensing non-operating 5 - 95% non-condensing

● Optimized ◑ Compatible ● Optimized low-power configuration ◑ Compatible low-power configuration

Model	MB					PCI I/O	Drive	USB	DVD-ROM	Cooling System	Power	+5VSB	+12V	Gross Weight
	X10 UP	X9 DP	X9 UP	X8 DP	X8 UP									
SC512F-441B	●	●	●	●	●	1 FH	2 fixed	–	optional	2x 14000rpm fans	440W Platinum Level w/ PMBus	3	35.8/39.1	13 lbs
SC512F-600B	●	●	◑	●	◑	1 FH	1 fixed	2.0	optional	3x 14000rpm fans	600W Gold Level	3	32	14 lbs
SC512F-410B	◑	◑	◑	●	◑	1 FH	1 fixed	2.0	slim	3x 14000rpm fans	410W DC	3	32	14 lbs
SC512F-600LB	●	●	◑	●	◑	1 FH	1 fixed	_	_	3x 14000rpm fans	600W Gold Level	3	32	14 lbs
SC512F-350B	●	◑	◑	◑	●	1 FH	2 fixed	–	optional	2x 14000rpm fans	350W Gold Level	3	29	13 lbs
SC512F-350B1	●	◑	◑	◑	◑	1 FH	2 fixed	–	optional	2x 14000rpm fans	350W Platinum Level	3	29	13 lbs

Coming Soon!

Optional Kit	Model Part #	Description
Rail Kit	MCP-290-00004-03 MCP-290-00055-0N MCP-290-00056-0N	Chassis rail set (inner and outer) Quick-release rail set for square hole rack (inner and outer) Quick-release outer rail for square hole short-depth rack (19"~26.4")
HDD Tray	MCP-220-00051-0N MCP-220-00044-0N	Single 2.5" fixed HDD bracket Dual 2.5" fixed HDD bracket (without DVD)
Front HDD Kit	MCP-220-81504-0N	12G 2.5" Hot-swap Floppy Size Drive Kit with Status LED Support
I/O Shield	MCP-260-00079-0N	1U I/O shield for A1SRM-LN7F/LN5F motherboards

* For inputs above 180VAC

SC512L-200B

LCD Front view (SC512L-260B-LCD)

Rear view (SC512-203B)

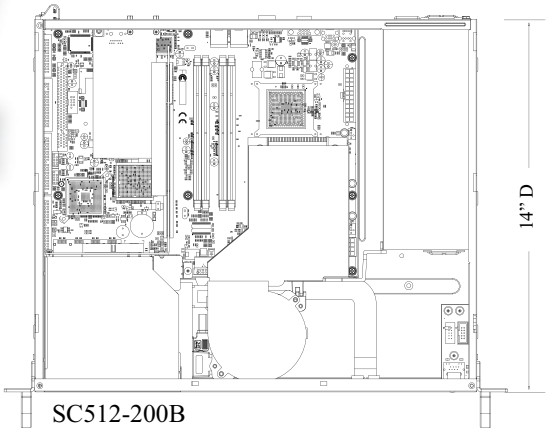

SC512-200B

Features

■ Black

- ✓ 14" depth small form factor 1U server, heavy duty blower for superior cooling
- ✓ 200W Gold Level high-efficiency power supply

Specifications

Form Factor	14" Mini 1U chassis support for maximum motherboard size: 12" x 9.6" ATX
CPU support	Single Intel® and AMD processors
Expansion	1 full-height & half-length expansion slot (with Riser Card)
Drive Bays	SC512L-260: 2x 3.5" fixed or 3x 2.5" fixed with bracket; SC512L-260-LCD: 1x 3.5" fixed or 1x 2.5" fixed with bracket
	SC512-203B/200B/SC512F-200/260: 1x 3.5" fixed or 2x 2.5" fixed (w/o CD/DVD) with bracket
	SC512(L)-260/200: 260W/200W power supply
Power Supply	SC512-203B: 200W Gold Level high-efficiency power supply; SC512-200B: 200W 80PLUS® high-efficiency power supply
Front Panel LEDs	Power LED, hard drive activity LED, 2 network activity LEDs & System Information LED
Front Panel Buttons	Power On/Off button & System Reset button
Dimensions	W x H x D: 16.8" (426mm) x 1.7" (43mm) x 14" (356mm) Package: 19.5"L x 6.9"W x 22.4"H
Rail (optional)	Extendable lengths: 13.1" to 33.1"
Temperature	Operating 5° ~ 35°C (41° to 95°F) non-operating -40° ~ +70°C (-40° to 158°F)
Humidity	Operating 8 - 90% non-condensing non-operating 5 - 95% non-condensing

● Optimized ◑ Compatible ● Optimized low-power configuration ◑ Compatible low-power configuration

Model	MB			PCI I/O	Drive	USB	DVD-ROM	Cooling System	Power	+5VSB	+12V	Gross Weight
	X10	X9	X8									
SC512-203B	●	●	◑	1 FH	1 fixed	2.0	Optional	1x 5000rpm blower	200W Gold Level	2	16	12.8 lbs
SC512-200B	◑	◑	●	1 FH	1 fixed	2.0	Optional	1x 5000rpm blower	200W 80 PLUS®	2	16	12.8 lbs
SC512-260B	◑	◑	●	1 FH	1 fixed	2.0	Optional	1x 5000rpm blower	260W	2	18	13.2 lbs
SC512L-260B	◑	◑	●	1 FH	2 fixed	_	_	1x 5000rpm blower	260W	2	18	14 lbs
SC512L-260B-LCD	◑	◑	●	1 FH	1 fixed	_	_	1x 5000rpm blower	260W	2	18	14 lbs
SC512L-200B	◑	◑	●	1 FH	2 fixed	_	_	1x 3800rpm blower	200W	2	15	11 lbs

Optional Kit	Model Part #	Description
Rail Kit	CSE-PT8L	Rail kit for 1U SC512, SC513, SC811 Chassis
HDD Tray	MCP-220-00051-0N	Single 2.5" fixed HDD bracket
	MCP-220-00044-0N	Dual 2.5" fixed HDD bracket (without CD/DVD)
I/O Shield	MCP-260-00079-0N	1U I/O shield for A1SRM-LN7F/LN5F motherboards

SC510/T/L

11.3" Depth 1U Optimized Space Efficiency

SC510T-203B

SC510-203B

SC510(T) Rear View

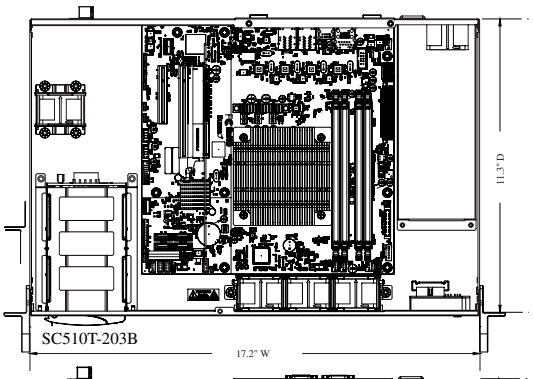

SC510T-203B

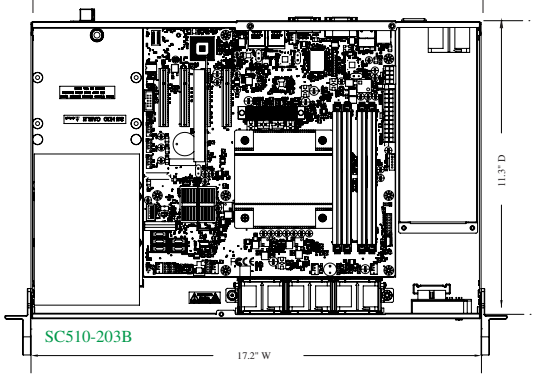

SC510-203B

Features

■ Black

✓ 11.3" depth small form factor 1U, 200W Gold Level high-efficiency power supply

Specifications

Form Factor	11.3" Mini 1U chassis support for maximum motherboard size: Micro-ATX 9.6" x 9.6"
CPU Support	Single processors Intel® Xeon® 3000 series (65W) / Xeon® 3400 series (45W)
Expansion	SC510/SC510L: 1 full-height & half-length expansion slot with riser card (optional) SC510T: 1 low profile expansion slot (with riser card)
Drive Bays	SC510/SC510L: 1x 3.5" or up to 4 x 2.5" fixed drives (optional) SC510T: 2x 2.5" hot-swappable drives
Power Supply	SC510/SC510T-203B: 200W Gold Level high-efficiency power supply; SC510/SC510T-200B: 200W 80 PLUS® Certified power supply with thermal control fan
Cooling System	SC510/SC510L: 2x 4cm fan SC510T: 3x 4cm fan (2 for motherboard, 1 for HDD)
Front Panel LEDs	Power LED, hard drive activity LED, 2 network activity LEDs & System Information LED
Front Panel Buttons	Power On/Off button & System Reset button
Dimensions	W x H x D: 17.2" (437mm) x 1.7" (43mm) x 11.3" (287mm) Package: 25.4" x 6.1" x 19.8"
Temperature	Operating: 5° ~ 35° C (41° to 95° F) Non-operating: -40° ~ 70° C (-40° to 158° F)
Humidity	Operating: 8 ~ 90% non-condensing Non-operating: 5 ~ 95% non-condensing

● Optimized ◑ Compatible ● Optimized low-power configuration ◑ Compatible low-power configuration

Model	UP MB				PCI I/O	Drive	Cooling System	Power Supply	+5VSB	+12V	Gross Weight
	X11	X10	X9	X8							
SC510T-203B	◑	●	●	●	1x LP	2x 2.5" hot-swap	3x 8500rpm fans	200W Gold Level high-efficiency	2	16	12 lbs
SC510T-200B	◑	●	●	●	1x LP	2x 2.5" hot-swap	3x 8500rpm fans	200W 80PLUS® Certified high-efficiency	2	16	12 lbs
SC510-203B	●	●	●	●	1x FH	1x 3.5" fixed	2x 8500rpm fans	200W Gold Level high-efficiency	2	16	11 lbs
SC510-200B	●	●	●	●	1x FH	1x 3.5" fixed	2x 8500rpm fans	200W 80PLUS® Certified high-efficiency	2	16	11 lbs
SC510L-200B		●	●	●	1x FH	1x 3.5" fixed	2x 8500rpm fans	200W power supply	2	16	12 lbs

Optional Kit	Model Part #	Description
2.5" HDD Bracket	MCP-220-00044-0N MCP-220-00051-0N	2.5" HDD bracket for 2 x 2.5" HDD 2.5" HDD bracket for 1 x 2.5" HDD
Air Shroud	MCP-310-51002-0B	SC510 air shroud (optional for SC510L)
I/O Shield	MCP-260-00085-0B	1U I/O shield for A1SRM-LN7F/LN5F
Riser Card Bracket	MCP-120-00032-0N	SC510 riser card bracket
Fan	FAN-0100L4	40 x 28mm 4-pin PWM fan, 8500 RPM

SC504/505

9.8" Depth 1U Optimized Space Efficiency

SC504-203B (Rear I/O)

SC504-203B Rear View

New!

SC505-203B (Front I/O)

SC505-203B Rear View

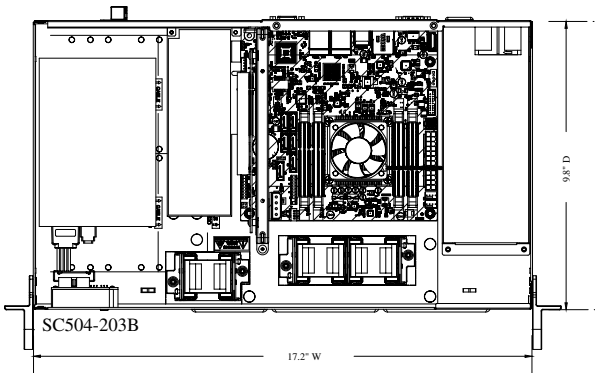

SC504-203B

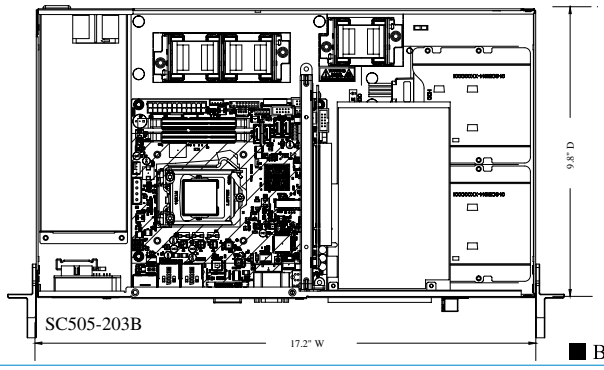

SC505-203B

■ Black

Features

- ✓ 9.8" depth small form factor 1U, 200W power supply
- ✓ Optimized for Mini-ITX (6.75" x 6.75") motherboard
- ✓ SC504: Rear I/O access; SC505: Front I/O access

Specifications

Form Factor	9.8" mini 1U chassis support for maximum motherboard size: Mini-ITX 6.75" x 6.75"
CPU Support	Supports 3rd Generation Intel® Core™ i7/i5/i3, up to 35W
Expansion	Optional full-height & half-length expansion slot (with Riser Card)
Drive Bays	Up to 2x 3.5" or 4x 2.5" fixed drives (optional)
Power Supply	200W Gold Level high-efficiency power supply with thermal control fan
Cooling System	high-efficiency power supply with thermal control fan
Front Panel LEDs	Power LED, hard drive activity LED, 2 network activity LEDs & System Information LED
Front Panel Buttons	Power On/Off button, System Reset button
Dimensions	W x H x D: 17.2" (437mm) x 1.7" (43mm) x 9.8" (249mm) Package: 25.8" x 6.1" x 18.3"
Temperature	Operating: 5° ~ 35°C (41° to 95°F) Non-operating: -40° ~ 70°C (-40° to 158°F)
Humidity	Operating: 8 ~ 90% non-condensing Non-operating: 5 ~ 95% non-condensing

● Optimized ◑ Compatible ● Optimized low-power configuration ◑ Compatible low-power configuration

Model	UP MB			PCI I/O	Drive	Power Supply	+5VSB	+12V	Gross
	X11	X10	X9						
SC504-203B	●	●	●	1x FH	2 fixed	200W Gold Level high-efficiency	3	16	10 lbs
New! **SC505-203B**	●	●	●	1x FH	2 fixed	200W Gold Level high-efficiency	3	16	10 lbs

Optional Kit	Model Part #	Description
2.5" HDD Bracket	MCP-220-00044-0N MCP-220-00051-0N	2.5" HDD bracket for 2x 2.5" HDD 2.5" HDD bracket for 1x 2.5" HDD
Fan	FAN-0100L4	40x 28mm 4-pin PWM fan, 8500 RPM (up to three)
Fan Bracket	MCP-320-81302-0B	40x 28mm fan holder (may order two for Dual fan configuration)
I/O Shield	MCP-260-00068-0B MCP-260-00066-0B MCP-260-00076-0B MCP-260-00082-0B	I/O Shield for X9SCAA/-L, X10SBA/-L I/O Shield for X9SPV-M4 I/O Shield for X10SLV-Q I/O Shield for H9SKV
Active Heatsink	SNK-P0049A4	Active CPU cooler for the 4th Generation Core™ i7/i5/i3 (X10SLV-Q)

SC502/503

9.8" Depth 1U Optimized Space Efficiency

SC502/L-200B (Reart I/O)

SC502/L-203B Rear View

SC503/L-200B (Front I/O)

SC503/L-200B Rear View

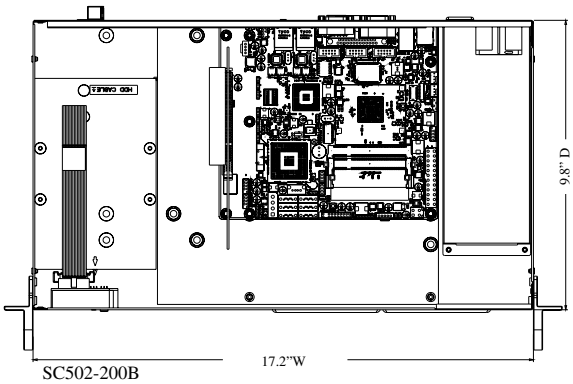

SC502-200B

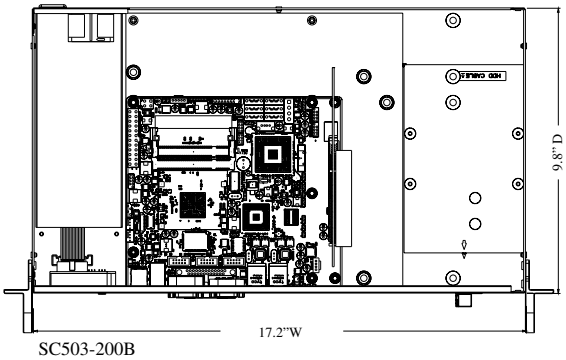

SC503-200B

Features

■ Black

- ✓ 9.8" depth small form factor 1U; 200W high-efficiency power supply
- ✓ SC502L/503L-200B: optimized for Atom™ processor based solutions

Specifications

Form Factor	9.8" mini 1U chassis support for motherboard size: Micro-ATX 7.5" x 6.75"
CPU Support	SC502/SC503-200B: Single 35W maximum SC502L/503L-200B: Intel® Atom™ processors
Expansion	Optional full-height & half-length expansion slot (with Riser Card)
Drive Bays	1x 3.5" or up to 2x 2.5" fixed drives (optional)
Power Supply	SC502/503-200B: 200W 80 PLUS® Certified high-efficiency power supply with thermal control fan SC502L/503L-200B: 200W power supply
Cooling System	high-efficiency power supply with thermal control fan
Front Panel LEDs	Power LED, hard drive activity LED, 2 network activity LEDs & System Information LED
Front Panel Buttons	Power On/Off button, System Reset button
Dimensions	W x H x D: 17.2" (437mm) x 1.7" (43mm) x 9.8" (249mm) Package: 25.8" x 6.1" x 18.3"
Temperature	Operating: 5° ~ 35°C (41° to 95°F) Non-operating: -40° ~ 70°C (-40° to 158°F)
Humidity	Operating: 8 ~ 90% non-condensing Non-operating: 5 ~ 95% non-condensing

● Optimized ◑ Compatible ● Optimized low-power configuration ◑ Compatible low-power configuration

Model	UP MB X7	PCI I/O	Drive	I/O Port	Power Supply	+5VSB	+12V	Gross Weight
SC502-200B	●	1x FH	1 fixed	KB, Mouse, Parallel, 2 USB, VGA, COM, 2 LAN	200W 80 PLUS® Certified high-efficiency	2	16	10 lbs
SC502L-200B	●	1x FH	1 fixed	KB, Mouse, Parallel, 2 USB, VGA, COM, 2 LAN	200W high-efficiency	2	15	10 lbs
SC503-200B	●	1x FH	1 fixed	KB, Mouse, Parallel, 2 USB, VGA, COM, 2 LAN	200W 80 PLUS® Certified high-efficiency	2	16	10 lbs
SC503L-200B	●	1x FH	1 fixed	KB, Mouse, Parallel, 2 USB, VGA, COM, 2 LAN	200W high-efficiency	2	15	10 lbs

Optional Kit	Model Part #	Description
Active Heatsink	SNK-P0032A4	1U Active Heatsink for SC502/503 (for X7/PD UP motherboards)
2.5" HDD Bracket	MCP-220-00044-0N	2.5" HDD bracket for 2 x 2.5" HDD
2.5" HDD Bracket	MCP-220-00051-0N	2.5" HDD bracket for 1 x 2.5" HDD

SC219A

2U High Quality, High Performance, High Reliability Chassis

SC219A-R920WB

SC219A-R920WB (Rear View)

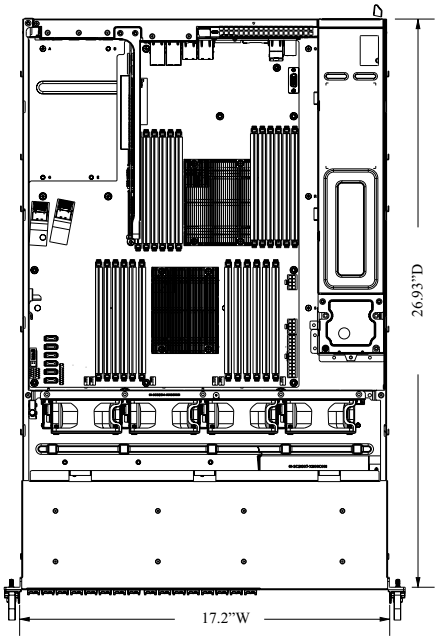

Features

■ Black

- ✓ Redundant 920W Platinum Level (94%+) high-efficiency power supplies
- ✓ 16x 2.5" hot-swap SAS / SATA HDD Bays
- ✓ Maximum motherboard size supported: 13.68" x 16.5"

Specifications

Form Factor	2U chassis supports max. motherboard size - 13.68" x 16.5" & E-ATX
CPU Support	Dual and Single Intel® and AMD processors
Expansion	SC219A-R920UB/WB: 4x full-height + 3x low-profile AOC slots;
Drive Bays	16x 2.5" hot-swap SAS/SATA HDD bays; 1x 5.25" drive bay, 1x slim DVD-ROM (optional), 1x USB/COM port tray (optional)
Power Supply	Redundant 920W Platinum Level (94%+) high-efficiency power supplies
Cooling System	4x 80mm high-performance fans; Optional 3x 8cm fans for 100% cooling redundancy if E-ATX motherboards are installed (Note: optional LP rear window)
Front Panel LEDs	Power LED, HDD activity LED, 2 Network Activity LEDs, System Information LED and Power Failed LED
Front Panel Buttons	Power On/Off button, system reset button
Dimensions	W x H x D: 17.2"x 3.5"x 26.93" (437 x 89 x 684 mm) Package: 25.9" x 10.8" x 39.3" (657 x 275 x 684mm)
Rail	Extendable lengths: 26.5" to 36.4"
Temperature	Operating: 5° ~ 35°C (41° to 95°F) Non-operating: -40° ~ 70°C (-40° to 158°F)
Humidity	Operating: 8 ~ 90% non-condensing Non-operating: 5 ~ 95% non-condensing

● Optimized ◑ Compatible ● Optimized low-power configuration ◑ Compatible low-power configuration

Model	MB		PCI I/O	Drive	Cooling Fan	Power	+5VSB	+12V	Gross Weight
	X9	X8							
SC219A-R920UB		●	4x FH, 3x LP	16x 2.5" SAS/SATA	4x 80x38mm 7000rpm	Redundant 920W Platinum Level (94%) w/ PMBus	4	76	52 lbs
SC219A-R920WB	●		4x FH, 3x LP	16x 2.5" SAS/SATA	4x 80x38mm 7000rpm	Redundant 920W Platinum Level (94%) w/ PMBus	4	76	52 lbs

Optional Kit	Model Part #	Description
Rail	MCP-290-00058-0N	Quick-release outer rail for square hole short-depth rack (19"~26.6")
Fan Kit	MCP-320-82903-0N	Redundant 8cm fan kit (including fans) supports max MB size to 13.68"x13" & E-ATX
LCD Kit	MCP-220-00095-0B	5.25" USB LCD Kit

SC218G *2U High Quality, Performance, Reliability & Flexibility GPU/Xeon® Phi™ Chassis*

Optimized for 4x Double-width High-end GPUs

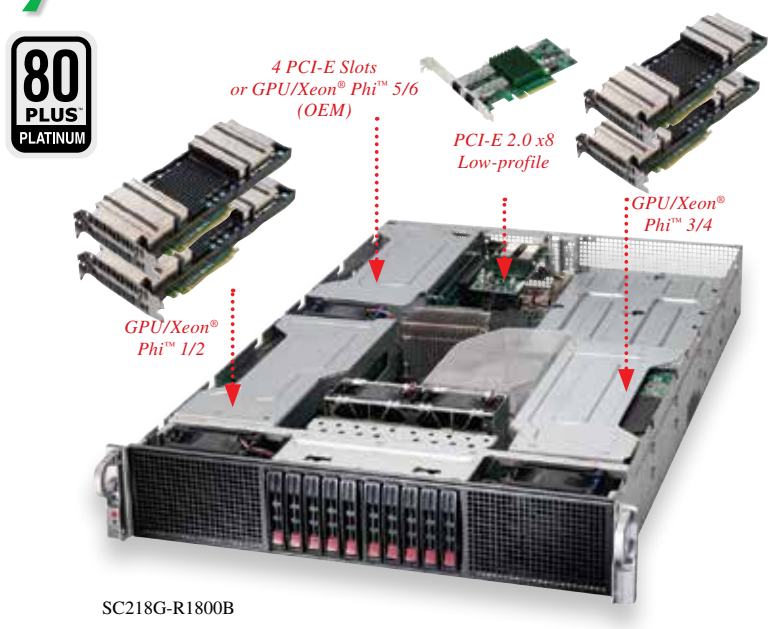

SC218G-R1800B

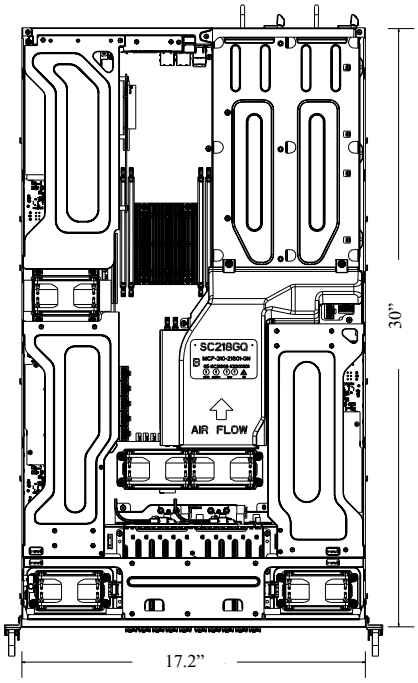

Features

■ Black

- ✓ Redundant 2000W/1800W Platinum Level (94%+) high-efficiency power supplies
- ✓ 10x 2.5" hot-swap SAS / SATA HDD Bays; 5x 8cm heavy duty fans with intelligent cooling fan speed control
- ✓ Ideal for GPU/Xeon® Phi™ Server, Mission-critical app., enterprise server, large database, e-business, on-line transaction processing, oil & gas, medical app.

Specifications

Form Factor	2U chassis supports proprietary GPU/Xeon® Phi™ motherboard
CPU Support	Dual and Single Intel® processors
Expansion	Optimized for 4x double-width high-end GPU/Xeon® Phi™ (max. length 10.5"), designed for high-end heterogeneous computing applications 4 (x16) PCI-E 3.0 (support 4 double width GPU/Xeon® Phi™ cards), 4 (x8) PCI-E 3.0 (in x16), and 1 (x4) PCI-E 2.0 (in x16) slots
Drive Bays	10x 2.5" hot-swap SAS/SATA HDD bays (4 SATA2, 6 SATA3);
Power Supply	Redundant 1600/1800W/2000W Platinum Level (94%+) high-efficiency power supplies
Cooling System	5x 8cm heavy duty fans with intelligent cooling fan speed control
Front Panel LEDs	Power LED, HDD activity LED, 2 Network Activity LEDs, Overheat/Fan Failed LED and Power Failed LED
Front Panel Buttons	Power On/Off button, system reset button
Dimensions	W x H x D: 17.2"x 3.5"x 30" (437 x 89 x 684 mm) Package: 26.4" x 11.3" x 43.3" (670 x 287 x 1099mm)
Rail	Extendable lengths: 26.5" to 36.4"
Temperature	Operating: 5° ~ 35°C (41° to 95°F) Non-operating: -40° ~ 70°C (-40° to 158°F)
Humidity	Operating: 8 ~ 90% non-condensing Non-operating: 5 ~ 95% non-condensing

● Optimized ◑ Compatible ● Optimized low-power configuration ◑ Compatible low-power configuration

Model	MB			PCI I/O	Drive	Cooling Fan	Power	+5VSB	+12V	Gross Weight
	X10	X9	X8							
SC218G-R1800B*		●	●	4x FH 2x LP	10x 2.5" SAS/SATA	5x 80x38mm 11,500rpm	Redundant 1800W Platinum Level (94%) w/ PMBus	4	76	52 lbs
SC218GH-R1K66B*	◑	●		4x FH 2x LP	10x 2.5" SAS/SATA	5x 80x38mm 11,500rpm	Redundant 1600W Platinum Level (94%) w/ PMBus	4	76	52 lbs
SC218GH-R1K82B*	◑	●		4x FH 2x LP	10x 2.5" SAS/SATA	5x 80x38mm 11,500rpm	Redundant 1800W Platinum Level (94%) w/ PMBus	4	76	52 lbs
SC218GH-R2K03B*	●	◑		4x FH 2x LP	10x 2.5" SAS/SATA	5x 80x38mm 11,500rpm	Redundant 2000W Platinum Level (94%) w/ PMBus	4	76	52 lbs

Optional Kit	Model Part #	Description
Rail	MCP-290-00058-0N	Quick-release outer rail for square hole short-depth rack (19"~26.6")

** For OEM only - Minimum quantity required.*

SC217HD/HQ

2UTwin2® / 2UTwin

Versatile Modular Design supports Twin Motherboards

24x 2.5" HDDs

2UTwin2® - SC217HQ-R1K62MB **2UTwin** - SC217HD-R1K28MB

SC217HQ Front View

SC217HD Front View

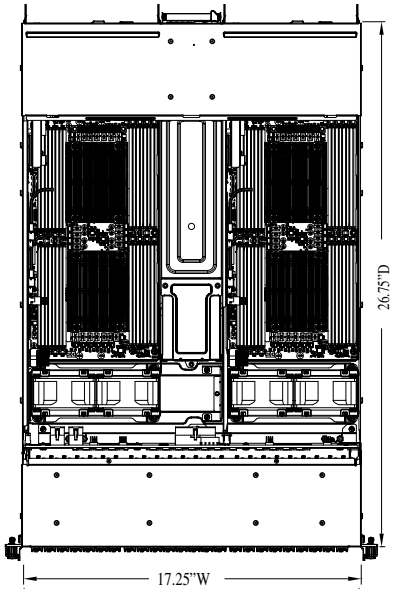

■ Black

Features

- ✓ Up to 4x swappable motherboard modules in 2U server
- ✓ Independent front control panel with UID and Fail-Monitor for each node
- ✓ 24x 2.5" hot-swap SAS/SATA drive bays
- ✓ 1600W Titanium/1280W/1620W Platinum Level redundant high-efficiency power supplies

Specifications

Form Factor	2U rackmount chassis (26.75" depth) supports max. 4x Supermicro Twin motherboards
CPU Support	Up to 4x Dual Intel® and AMD processors
Expansion	SC217HD: 2x FH + 1x LP AOC expansion slots (3x slot per node) SC217HQ: 1x LP AOC expansion slots
Drive Bays	SC217HD: 12x 2.5" SAS / SATA hot-swap HDDs per node SC217HQ: 6x 2.5" SAS / SATA hot-swap HDDs per node
Cooling System	4x 80mm heavy duty fans with PWM fan speed control; Optional 2x 6cm rear cooling fan (SC217HD-R1K28MB)
Front Panel LEDs	4x Power status LED; UID LED; Network activity LEDs; System Overheat / Fan Fail / Power Fail LED (2x for SC827HD)
Front Panel Buttons	SC217HD: 2x Power On/Off button; UID button SC217HQ: 4x Power On/Off button; UID button
Dimensions	W x H x D: 17.25" (438mm) x 3.47" (88mm) x 26.75" (724mm) Package: 26.38" (670mm) x 11.22" (285mm) x 39.76" (1010mm)
Rail	Quick release rail; Extendable lengths 26.5" to 36.4"
Temperature	Operating: 5˚ ~ 35˚ C (41˚ to 95˚ F) Non-operating: -40˚ ~ 70˚ C (-40˚ to 158˚ F)
Humidity	Operating: 8 ~ 90% non-condensing Non-operating: 5 ~ 95% non-condensing

● Optimized ◑ Compatible ● Optimized low-power configuration ◑ Compatible low-power configuration

Model	MB X10	MB X9	MB X8	Drive	PCI I/O (Per Node)	Power Supply	+5VSB	+12V	Gross Weight
SC217HD-R1620B*	●	●	◑	24x 2.5" SAS/SATA hot-swap HDDs (12x per node)	2x FH + 1x LP	1620W Platinum Level redundant high-efficiency w/ PMBus	4A	84/100/135A	68 lbs
SC217HD-R1K28B*	●	●	◑			1280W Platinum Level redundant high-efficiency w/ PMBus	4A	83/106.7	68 lbs
SC217HD-R1K28MB*		●	◑		1 Micro LP	1280W Platinum Level redundant high-efficiency w/ PMBus	4A	83/106.7	68 lbs
SC217HQ-R1620B*	●	●	◑	24x 2.5" SAS/SATA hot-swap HDDs (6x per node)	LP	1620W Platinum Level redundant high-efficiency w/ PMBus	4A	84/100/135A	68 lbs
SC217HQ-R1K62MB*		●	◑		1 Micro LP	1620W Platinum Level redundant high-efficiency w/ PMBus	4A	84/100/135A	68 lbs
New! **SC217HQ-R1K68B***	●	●	◑		LP	1600W Titanium Level redundant high-efficiency w/ PMBus	4A	84/100/135A	68 lbs

Optional Kit	Model Part #	Description
Rail	MCP-290-00058-0N	Ball bearing quick release rail for short-depth rack (19"~26.6")

** For OEMs Only - Minimum quantity required.*
*** Hot-swappable motherboard requires optional adapter card and other components for each node, please contact your sales representative for more information on set-up configuration.*

SC216(B)E2C/E1C/AC/E26/E16/A/AC4 *24 HDDs, maximized storage chassis*

SAS3 (12Gbps)

New!

SC216BE2C/E1C/AC

WIO Rear View

LP Rear View

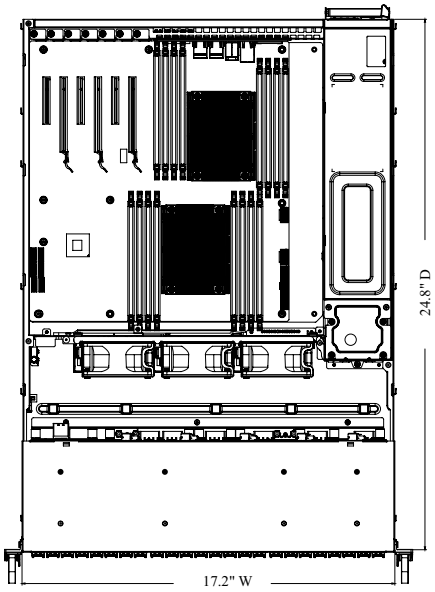

Features

■ Black

- ✓ SAS3 (12Gbps) and NVMe* SSD/HDD support
- ✓ 24 hot-swap SAS/SATA HDDs in 2U; 7 low-profile or UIO/WIO solution support (4x FH, 3x LP)
- ✓ Redundant 1280W/920W Platinum Level (94%)/1200W Gold Level (93%+), or redundant 900W high-efficiency power supply
- ✓ Single or Dual expander solutions
- ✓ i-Pass (SAS2) or MiniSAS HD (SAS3) connectivity; JBOD or head unit

Specifications

Form Factor	2U rackmount chassis, support for motherboard size: 13.68" x 13", E-ATX, ATX, UIO, and WIO motherboards
CPU Support	Dual and Single Intel® and AMD processors
Expansion	UIO/WIO version: 4x FH, 3x LP expansion slot; LP version: 7x LP expansion slot
Drive Bays	24x hot swap 2.5" SAS/SATA HDD drive bays w/ full SES-II support on SAS motherboards
Power Supply	Redundant 1280W/920W Platinum Level (94%)/1200W Gold Level (93%+), or redundant 900W power supplies
Cooling System	3x 8cm high-performance PWM fans; optional 5x 6cm hot-swap cooling PWM fans
Front Panel LEDs	Power LED, Hard Drive Activity LED, 2 Network Activity LEDs, System Information LED & Power Fail LED
Front Panel Buttons	Power on/off button & system reset button
Dimensions	W x H x D: 17.2" (437mm) x 3.5" (89mm) x 25.5" (648mm) Package: 26.7"x 11.4" x 34.5" Palletized Packing: 37.3" x 27" x 14.8" (for R1200/R1K28 models)
Rail	Extendable lengths: 26.5" to 36.4"
Temperature	Operating: 5° ~ 35°C (41° to 95°F) Non-operating: -40° ~ 70°C (-40° to 158°F)
Humidity	Operating: 8 ~ 90% non-condensing Non-operating: 5 ~ 95% non-condensing

● Optimized ◑ Compatible ● Optimized low-power configuration ◑ Compatible low-power configuration

	Model	MB X10	MB X9	MB X8	PCI I/O	Drive	Power	+5VSB	+12V	Gross Weight
	SC216A-R900LPB/UB	◑	◑	●	7x LP/ 4 FH+3 LP	24x 2.5" hot-swap SAS/SATA drive bays, 6 iPass connectors	Redundant 900W	4	75	53 lbs
	SC216E16-R1200LPB/UB	◑	◑	●	7 LP/ 4 FH+3 LP	24x 2.5" hot-swap SAS2 drive bays w/SES-II, Single expander w/ iPASS Connector	Redundant 1200W Gold Level	4	83/100	54 lbs
	SC216E26-R1200LPB/UB	◑	◑	●	7 LP/ 4 FH+3 LP	24x 2.5" hot-swap SAS2 drive bays, Dual expanders w/ iPASS Connectors	Redundant 1200W Gold Level	4	83/100	53 lbs
	SC216BA-R920LPB/UB/WB	●	●	◑	7 LP/ 4 FH+3 LP	24x 2.5" hot-swap SAS2 drive bays, 6 iPass connectors & optional rear 2 x 2.5 HDD	Redundant 920W Platinum Level	4	83/100	57 lbs
	SC216BE16-R920LPB/UB/WB	●	●	◑	7 LP/ 4 FH+3 LP	24x 2.5" hot-swap SAS2 drive bays w/SES-II, single expander w/ iPass connector, & optional rear 2 x 2.5 HDD	Redundant 920W Platinum Level	4	83/100	57 lbs
	SC216BE26-R920LPB/UB/WB	●	●	◑	7 LP/ 4 FH+3 LP	24x 2.5" hot-swap SAS2 drive bays w/SES-II, Dual expanders w/ iPass connector, & optional rear 2 x 2.5 HDD	Redundant 920W Platinum Level	4	83/100	57 lbs
	SC216BA-R1K28LPB/WB	●	●	◑	7 LP/ 4 FH+3 LP	24x 2.5" hot-swap SAS2 drive bays, 6 iPass connectors & optional rear 2 x 2.5 HDD	Redundant 1280W Platinum Level	4	83/100	57 lbs
	SC216BE16-R1K28LPB/WB	●	●	◑	7 LP/ 4 FH+3 LP	24x 2.5" hot-swap SAS2 drive bays w/ SES-II, single expander w/ iPass connector, & optional rear 2 x 2.5 HDD	Redundant 1280W Platinum Level	4	83/100	57 lbs
	SC216BE26-R1K28LPB/WB	●	●	◑	7 LP/ 4 FH+3 LP	24x 2.5" hot-swap SAS2 drive bays w/ SES-II, Dual expanders w/ iPass connector, & optional rear 2 x 2.5 HDD	Redundant 1280W Platinum Level	4	83/100	57 lbs
New!	**SC216BAC-R920LPB/WB**	●	●	◑	7 LP/ 4 FH+3 LP	24x 2.5" hot-swap SAS3 drive bays & optional rear 2 x 2.5 HDD	Redundant 920W Platinum Level	4	83/100	57 lbs
New!	**SC216BE1C-R920LPB/WB**	●	●	◑	7 LP/ 4 FH+3 LP	24x 2.5" hot-swap SAS3 drive bays w/ SES-3, single expander w/ mini SAS HD connector, & optional rear 2 x 2.5 HDD	Redundant 920W Platinum Level	4	83/100	57 lbs
New!	**SC216BE2C-R920LPB/WB**	●	●	◑	7 LP/ 4 FH+3 LP	24x 2.5" hot-swap SAS3 drive bays w/ SES-3, Dual expanders w/ mini SAS HD connector, & optional rear 2 x 2.5 HDD	Redundant 920W Platinum Level	4	83/100	57 lbs
Coming Soon!	**SC216BAC4-R920LPB/WB**	●	●	◑	7 LP/ 4 FH+3 LP	20x SAS3 + 4x NVMe*/SAS3 Hybrid 2.5" HDD, optional rear 2 x 2.5 HDD	Redundant 920W Platinum Level	4	83/100	57 lbs

Optional Kit	Model Part #	Description
Rail	MCP-290-00058-0N	Quick-release outer rail for square hole short-depth rack (19"~26.6")
Fan Kit	MCP-320-82903-0N	Redundant fan kit (including fans)
LCD Kit	MCP-220-00095-0B	5.25" USB LCD Kit
Rear HDD Kit	MCP-220-82616-0N	12G rear 2.5"x2 HDD Drive Kit w/ Status LED (for 216B/826B/417B/846X/847B/226S/826S)
Middle Fan Kit	MCP-320-82603-0N	6cm fan cooling module for 826B/216B

** Fully hot-swap NVMe feature is supported by SuperServer or OEM configuration only*

SC216BE2C/E1C-JBOD *24 HDDs, 2U Chassis JBOD solution*

SAS3 (12Gbps)

New!

SC216BE2C/E1C-R741JBOD

SC216BE2C/E1C-R741JBOD (Rear View)

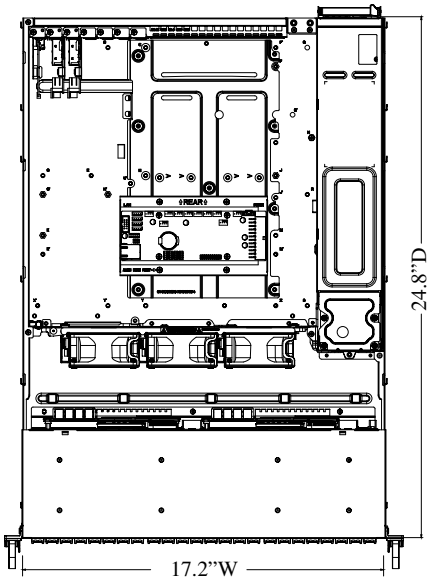

Features

■ Black

- ✓ Ideal for Cloud Backup, Data Replication, or High Density Archive Storage Applications
- ✓ 2U Storage JBOD Chassis with capacity 24 x 2.5" hot-swappable HDDs bays
- ✓ Dual/Single Expander Backplane Boards support SAS3/2 or SATA3 HDDs with 12Gb/s throughput
- ✓ 8x (Dual Expander) / 4x (Single Expander) Mini-SAS HD ports for Internal / External Cascading Expander Combination for high performance, high availability or high redundancy requirements
- ✓ 1x IPMI port for Remote System Power on/off and system monitoring
- ✓ Support NTP for time synchronization & RTC battery backup
- ✓ 740W (1+1) 95% efficient Platinum Level power supplies

Specifications

Form Factor	2U rackmount chassis
Drive Bays	24x hot swap 2.5" HDD bays for JBOD solution
Power Supply	Redundant 740W Platinum Level (94%) power supplies
Cooling System	3x 8cm high-performance PWM fans
Front Panel LEDs	Power LED, Hard Drive Activity LED, 2 Network Activity LEDs, System Information LED & Power Fail LED
Front Panel Buttons	Power on/off button & system reset button
Dimensions	W x H x D: 17.2" (437mm) x 3.5" (89mm) x 24.8" (630mm); Package: 26.7"x 11.4" x 34.5"
Rail	Extendable lengths: 26.5" to 36.4"
Temperature	Operating: 5° ~ 35°C (41° to 95°F) Non-operating: -40° ~ 70°C (-40° to 158°F)
Humidity	Operating: 8 ~ 90% non-condensing Non-operating: 5 ~ 95% non-condensing

	Model	Drive	Power	+5VSB	+12V	Gross Weight
New!	**SC216BE1C-R741JBOD**	24x 2.5" hot-swap SAS3 drive bays w/ SES-3, single expander w/ mini SAS HD connector	Redundant 740W Platinum Level with I2C & PMBus	4A	61.7A	60 lbs
New!	**SC216BE2C-R741JBOD**	24x 2.5" hot-swap SAS3 drive bays w/ SES-3, dual expanders w/ mini SAS HD connectors	Redundant 740W Platinum Level with I2C & PMBus	4A	61.7A	60 lbs

Optional Kit	Model Part #	Description
Cable	CBL-SAST-0573	External mini SAS HD to external mini SAS HD cable 28AWG (1M)
	CBL-SAST-0690	External mini SAS HD to external mini SAS HD cable 28AWG (2M)
	CBL-SAST-0677	External mini SAS HD to external mini SAS HD cable 28AWG (3M)

SC213A/AC/LTQ/LT *2U Highly Reliable, Versatile and Scalable Storage Chassis*

SAS 3.0 (12Gbps)

SC213A-R740WB

WIO Rear View

LP Rear View

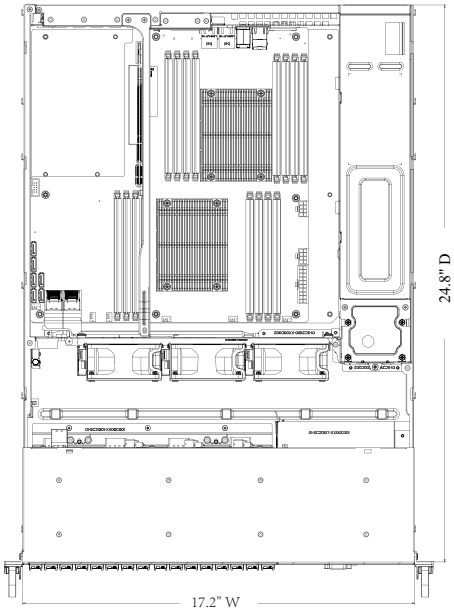

Features

- ✓ 920W/740W Redundant Platinum Level; 600W Platinum Level Digital Switching power supplies
- ✓ 7 low-profile or WIO/UIO solution support (4x FH, 3x LP)
- ✓ Mini-i-Pass connectivity; JBOD or headunit
- ✓ SAS 3.0 (12 Gbps) SSD/HDD support

Specifications

Form Factor	2U rackmount chassis, support for motherboard size-13.68" x 13"; E-ATX, ATX, UIO, and WIO motherboards
CPU support	Dual and Single Intel® and AMD processors
Expansion	WB/UB: 4x FH + 3x LP expansion slots LPB: 7x LP expansion slots
Drive Bays	SC213AC: 16x hot swap 2.5" SAS3 HDD drive bays SC213A: 16x hot swap 2.5" SAS/SATA HDD drive bays SC213LTQ/LT: 8x 2.5" hot-swap SAS/SATA HDD drive bays 1x 5.25" drive bay, 1x slim DVD-ROM (optional), 1x slim USB/COM port tray (optional)
Power Supply	920W/740W Platinum Level redundant; 600W Platinum Level Digital; 720W Gold Level redundant with PMBus
Cooling System	3x 8cm high-performance PWM fans
Front Panel LEDs	Power LED, HDD activity LED, 2 network activity LEDs, system information LED and power failed LED
Front Panel Buttons	Power On/Off button, system reset button
Dimensions	W x H x D: 17.2"(437mm) x 3.5"(89mm) x 24.8"(630mm) Package: 25.8" x 10.1" x 37.8"
Rail	Extendable lengths: 26.5" to 36.4"
Temperature	Operating: 5˚ ~ 35˚C (41˚ to 95˚F) Non operating: -40˚ ~ 70˚C (-40˚ to 158˚F)
Humidity	Operating: 8 ~ 90% non-condensing Non-operating: 5 ~ 95% non-condensing

● Optimized ◑ Compatible ● Optimized low-power configuration ◑ Compatible low-power configuration

Model	MB			PCI I/O	Drive	Power	+5VSB	+12V
	X10	X9	X8					
SC213A-R900UB		◑	●	4x FH, 3x LP	16x 2.5" hot-swap SAS/SATA drive bays	Redundant 900W	4	75
SC213A-R900LPB	◑	◑	●	7x LP	16x 2.5" hot-swap SAS/SATA drive bays	Redundant 900W	4	75
SC213A-R720LPB	◑	◑	●	7x LP	16x 2.5" hot-swap SAS/SATA drive bays	Redundant 720W Gold Level	3	59
SC213LTQ-R720LPB	◑	◑	●	7x LP	8x 2.5" hot-swap SAS/SATA drive bays	Redundant 720W Gold Level	3	59
SC213LTQ-R720UB		◑	●	3x FH, 3x LP 1x FH UIO	8x 2.5" hot-swap SAS/SATA drive bays	Redundant 720W Gold Level	3	59
SC213LT-600LPB	●	●	◑	7x LP	8x 2.5" hot-swap SAS/SATA drive bays	600W Platinum Level Digital	3	49
SC213A-R740LPB	●	●	◑	7x LP	16x 2.5" hot-swap SAS/SATA drive bays	Redundant 740W Platinum Level	4	61.7A
SC213A-R740WB	●	●		4x FH, 3x LP	16x 2.5" hot-swap SAS/SATA drive bays	Redundant 740W Platinum Level	4	61.7A
New! **SC213AC-R920LPB**	●	●	◑	7x LP	16x 2.5" hot-swap SAS3/SATA drive bays	Redundant 920W Platinum Level	4	75
New! **SC213AC-R920WB**	●	●		4x FH, 3x LP	16x 2.5" hot-swap SAS3/SATA drive bays	Redundant 920W Platinum Level	4	75

Optional Kit	Model Part #	Description
Rail	MCP-290-00058-0N	Ball bearing quick release rail for short-depth rack (19"~26.6")
Front HDD Kit	MCP-220-81506-0N	12G 2.5" Hot-swap DVD Size Drive Kit with Status LED Support

SC523L *14.5" Depth 2U Front Access with 7 Low-Profile Expansion Slots*

SC523L-520B

Rear view

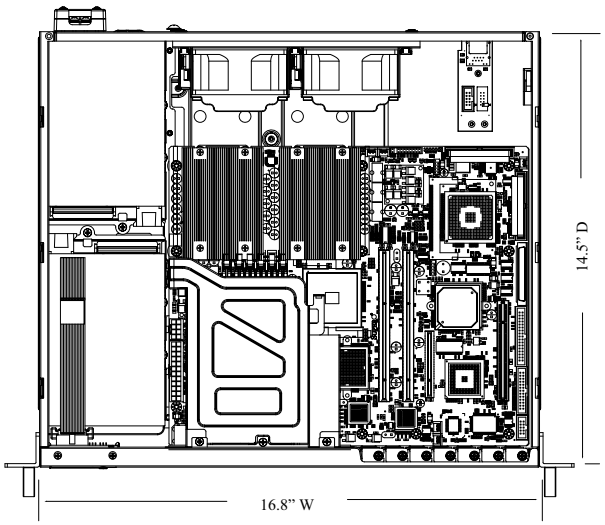

Features

■ Black

✓ 520W/410W DC high-efficiency power supply
✓ 2U short depth front I/O

Specifications

Form Factor	2U chassis support for max. motherboard size - 12" x 10" ATX
CPU support	Dual and Single Intel® and AMD processors
Expansion	7 low-profile expansion slots
Peripheral Drives	1 slim DVD-ROM drive (optional)
	2x 3.5" fixed hard drive, or up to 4x 2.5" fixed hard drives with optional brackets
Power Supply	SC523L-520B: 520W high-efficiency power supply
	SC523L-410B: 410W DC high-efficiency power supply
Cooling System	2x 8cm hot-swap exhaust fans & air shroud
Front Panel LEDs	Power LED, Hard Drive Activity LED, 2 Network Activity LEDs, System Information LED & Power Fail LED
Front Panel Buttons	Power On/Off button & System Reset button
Dimensions	W x H x D: 16.8" (426mm) x 3.5" (89mm) x 14.5"(369mm) Package: 23" x 10" x 20"
Rail	Extendable lengths 13.1" to 33.1"
Temperature	Operating: 5° ~ 35° C (41° to 95° F) Non-operating: -40° ~ 70° C (-40° to 158° F)
Humidity	Operating: 8 ~ 90% non-condensing Non-operating: 5 ~ 95% non-condensing

● Optimized ◑ Compatible ● Optimized low-power configuration ◑ Compatible low-power configuration

Model	MB			PCI I/O	Drive	Power	+5VSB	+12V	Gross Weight
	X10	X9	X8						
SC523L-520B	◑	◑	●	7 LP	2x 3.5" fixed HDDs	520W high-efficiency	3	39	28 lbs
SC523L-410B	◑	◑	●	7 LP	2x 3.5" fixed HDDs	410W DC high-efficiency	2	32	28 lbs

Optional Kit	Model Part#	**Description**
2.5" HDD Bracket	MCP-220-00044-0N	Dual 2.5" fixed HDD tray (MCP-220-00048-0N needed)
HDD Drive Carrier	MCP-220-00048-0N	Adapter HDD carrier to install 2.5" HDD in 3.5" HDD tray
2.5" HDD Bracket	MCP-220-00051-0N	2.5" HDD bracket for 1x 2.5" HDD

SC829H

2U High Performance, Reliability Chassis

New!

SC829HE1C4-R1K02LPB

SC829HE1C4-R1K02LPB (Rear View)

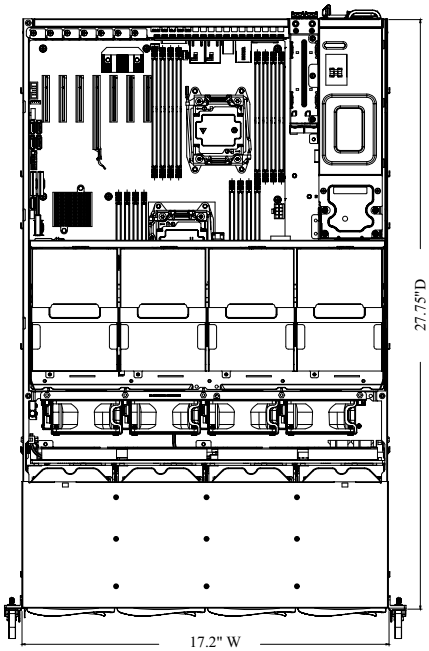

Features

■ Black

- ✓ NVMe/SAS3 Hybrid Drive Bays Provide Ultimate Flexibility / Upgradability
- ✓ Redundant 1000W Titanium Level (96%+) high-efficiency supplies
- ✓ 16x 3.5" Hot-swap SAS3/SATA HDD Bays
- ✓ Optional cable management arm for hot-swap access
- ✓ Enhanced cooling design w/ 4x 8cm 100CFM high-performance fans

Specifications

Form Factor	2U chassis supports max. motherboard size - 13.68" x 13", E-ATX & ATX
CPU Support	Dual Intel® and AMD processors
Expansion	7 low-profile expansion slots
Drive Bays	16x 3.5" hot-swap SAS3/SATA
Power Supply	Redundant 1000W Titanium Level (96%+) high-efficiency power supplies
Cooling System	4x 80mm high-performance fans
Front Panel LEDs	Power LED, HDD Fail LED, 2 Network Activity LEDs, System Information LED and Power Failed LED
Front Panel Buttons	Power On/Off button, system reset button
Dimensions	W X H x D: 17.2"x 3.5"x 27.75" (437 x 89 x 705mm) Package: 25.9" x 10.8" x 39.3" (657 x 275 x 998mm)
Rail	Extendable lengths: 26.5" to 36.4"
Temperature	Operating: 5° ~ 35°C (41° to 95°F) Non-operating: -40° ~ 70°C (-40° to 158°F)
Humidity	Operating: 8 ~ 90% non-condensing Non-operating: 5 ~ 95% non-condensing

● Optimized ◑ Compatible ● Optimized low-power configuration ◑ Compatible low-power configuration

	Model	MB			PCI I/O	Drive	Cooling Fan	Power	+5VSB	+12V	Gross Weight
		X10	X9	X8							
New!	**SC829HE1C4-R1K02LPB**	●	●		7x LP	16x 3.5" SAS3/SATA	4x 80x38mm 9500rpm	Redundant 1000W Titanium Level (96%+) w/ PMBus	4A	75A	55 lbs

Optional Kit	Model Part #	Description
Cable Management Arm	MCP-290-00073-0N	Supermicro Cable Management Arm for 2U, 3U, and 4U chassis
Adapter Bracket	MCP-120-82503-0N	Cable arm adapter
Adaptor HDD Carrier	MCP-220-00118-0B	Black gen-5.5 tool-less hot-swap 3.5"-to-2.5" converter tray
Rear HDD Kit	MCP-220-82616-0N	12G rear 2.5"x2 HDD Drive Kit w/ Status LED (for 216B/826B/417B/846X/847B/226S/826S)

SC829BTQ/TQ

2U High Performance, Reliability Chassis

SC829BTQ-R920WB

SC829TQ-R920WB Rear View

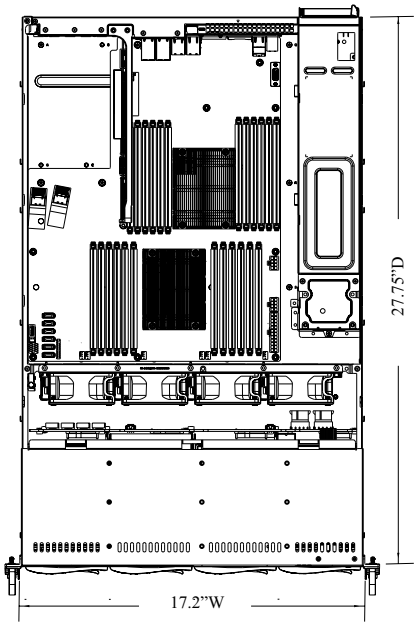

Features

■ Black

- ✓ SC829B: 10x 3.5" hot-swap SAS / SATA HDD bays w/ OLED LCD display
- ✓ Redundant 1280W/920W Platinum Level (94%+) high-efficiency power supplies
- ✓ SC829: 8x 3.5" hot-swap SAS / SATA HDD Bays; 2x Fixed 3.5" drive bays;
- ✓ Maximum motherboard size supported: 13.68" x 16.5" motherboards

Specifications

Form Factor	2U chassis supports max. motherboard size - 13.68" x 16.5" & E-ATX
CPU Support	Dual Intel® and AMD processors
Expansion	4x full-height + 3x low-profile AOC slots
Drive Bays	SC829: 8x 3.5" hot-swap SAS/SATA HDD bays + 2x 3.5" / 2.5" fixed SAS/SATA HDD bays, 1x slim DVD-ROM (optional), 1x USB/COM port tray (optional) SC829B: 10x 3.5" hot-swap SAS/SATA HDD bays, 1x slim DVD-ROM (optional), 1x USB/COM port tray
Power Supply	Redundant 1280W/920W Platinum Level (94%+) high-efficiency power supplies
Cooling System	4x 80mm high-performance fans Optional 3x 8cm fans for 100% cooling redundancy if install E-ATX motherboards (Note: optional LP rear window)
Front Panel LEDs	Power LED, HDD activity LED, 4 Network Activity LEDs, Front UID, 2x USB, 1 COM port, System Information LED and Power Failed LED SC829B: Front LCD Panel
Front Panel Buttons	Power On/Off button, system reset button
Dimensions	W X H x D: 17.2"x 3.5"x 27.75" (437 x 89 x 705mm) Package: 25.9" x 10.8" x 39.3" (657 x 275 x 998mm)
Rail	Extendable lengths: 26.5" to 36.4"
Temperature	Operating: 5° ~ 35°C (41° to 95°F) Non-operating: -40° ~ 70°C (-40° to 158°F)
Humidity	Operating: 8 ~ 90% non-condensing Non-operating: 5 ~ 95% non-condensing

● Optimized ◑ Compatible ● Optimized low-power configuration ◑ Compatible low-power configuration

Model	MB		PCI I/O	Drive	Cooling Fan	Power	+5VSB	+12V	Gross Weight
	X9	X8							
SC829TQ-R920UB		●	4x FH 3x LP	8x 3.5" SAS/SATA	4x 80x38mm 7000rpm	Redundant 920W Platinum Level (94%) w/ PMBus	4	75	55 lbs
SC829BTQ-R920WB	●		4x FH 3x LP	10x 3.5" SAS/SATA	4x 80x38mm 9500rpm	Redundant 920W Platinum Level (94%) w/ PMBus	4	75	55 lbs

Optional Kit	Model Part #	Description
Rail	MCP-290-00058-0N	Quick-release outer rail for square hole short-depth rack (19"~26.6")
Fan Kit	MCP-320-82903-0N	Redundant 8cm fan kit (including fans) supports max MB size to 13.68"x13" & E-ATX

SC828TQ *2U High-End Quad-Processor Chassis*

SC828TQ-R1K43LPB

Rear view

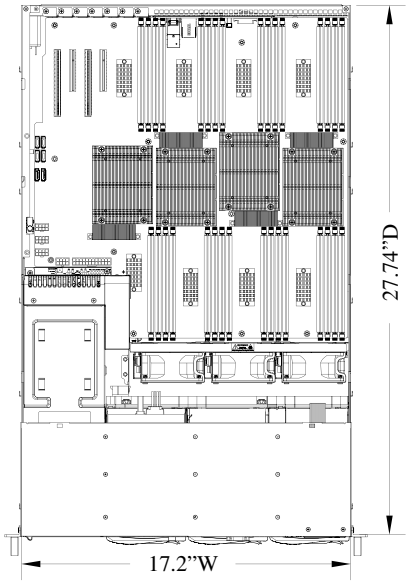

Features

■ Black

✓ 7x low-profile full-length or 3x full-height full length I/O expansion slots
✓ Redundant 1400W Platinum Level / Gold Level high-efficiency power supply

Specifications

Form Factor	2U chassis optimized for Quad-processor motherboards, max. size - 16.48"W x 14.3"H; 16.4"W x 16.79" for SC828TQ-R1400LPB/R1K43LPB
CPU support	Quad Intel® and AMD processors
Expansion	7x low-profile full-length expansion slots
Peripheral Drives	1 optional slim DVD-ROM drive, 2x optional front USB 2.0 ports, 1x optional 3.5"/2.5" fixed HDD bay
Drive Bays	6x 3.5" SAS / SATA Hot-swap drive trays
Cooling System	6x 80mm 6500 RPM fans; 3x 80mm 9500 RPM fans for SC828TQ-R1400LPB/R1K43LPB
Front Panel LEDs	Power LED, hard drive activity LED, 2 network activity LEDs, system information LED & power fail LED
Front Panel Buttons	Power on/off button & system reset button
Dimensions	W x H x D: 17.2" (437mm) x 3.5" (89mm) x 27.74" (705mm) Package: 26.7" x 11.4" x 34.5"
Rail	Extendable lengths of 26.5" to 36.4"
Temperature	Operating: 5° ~ 35° C (41° to 95° F) Non-operating: -40° ~ 70° C (-40° to 158° F)
Humidity	Operating: 8 ~ 90% non-condensing Non-operating: 5 ~ 95% non-condensing

● Optimized ◑ Compatible ● Optimized low-power configuration ◑ Compatible low-power configuration

Model	MB X10	MB X9	MB X8	MB X7	PCI I/O	Drive	Cooling System	Power	+5VSB	+12V	Gross Weight
SC828TQ-R1K43LPB	●	●	◑	◑	7 LP	6x 3.5" hot-swap SAS/SATA	3x 80mm 9500 RPM fans	1400W Redundant Platinum Level Power Supply	6	100/117	52.4 lbs
SC828TQ-R1400LPB	◑	◑	●	◑	7 LP	6x 3.5" hot-swap SAS/SATA	3x 80mm 9500 RPM fans	1400W Redundant Gold Level Power Supply	6	100/117	52.4 lbs
SC828TQ+-R1K43LPB**				◑	7 LP	6x 3.5" hot-swap SAS/SATA	6x 80mm 6500 RPM fans	1400W Redundant Platinum Level Power Supply	6	100/117	55.4 lbs
SC828TQ+-R1400LPB				◑	7 LP	6x 3.5" hot-swap SAS/SATA	6x 80mm 6500 RPM fans	1400W Redundant Gold Level Power Supply	6	100/117	55.4 lbs
SC828TQ+-R1K43RCB-OEM**				◑	3 FF	6x 3.5" hot-swap SAS/SATA	6x 80mm 6500 RPM fans	1400W Redundant Platinum Level Power Supply	6	100/117	55.4 lbs

Optional Kit	Model Part #	Description
Front Tray	MCP-220-00007-01	Front USB and COM tray
Rail	MCP-290-00058-0N	Ball bearing quick release rail for short-depth rack (19"~26.6")

FF: Full-height & full-length expansion slot LP: Low-profile expansion slot
* Full SES-II support is only on SAS motherboard
** For OEM only, minimum quantity required

SC827HD/HQ

High Performance & Double Density

2UTwin²® / 2UTwin

Versatile Modular Design supports Twin Motherboards

12x 3.5" HDDs

2UTwin²® - SC827HQ-R1K62MB

2UTwin - SC827HD-R1K28MB

SC827HQ Front View

SC827HD Front View

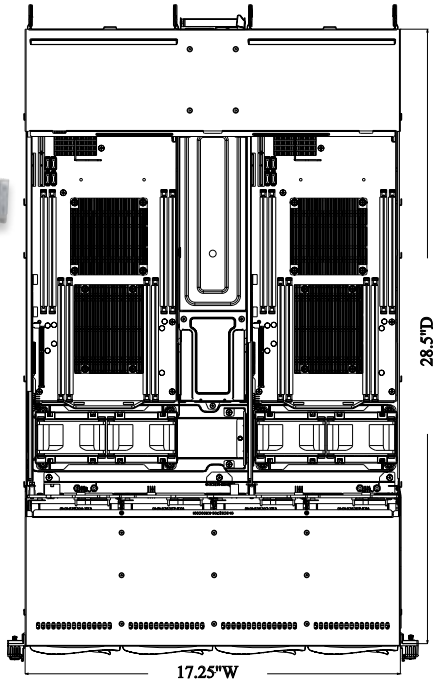

Features

■ Black

- ✓ Up to 4x swappable motherboard modules in 2U server
- ✓ Independent front control panel with UID and Fail-Monitor for each node
- ✓ 12x 3.5" hot-swap SAS/SATA drive bays
- ✓ 1600W Titanium/1280W/1620W Platinum Level redundant high-efficiency power supplies

Specifications

Form Factor	2U rackmount chassis (28.5" depth) supports max. 4x Supermicro Twin motherboards
CPU Support	Up to 4x Dual Intel® and AMD processors
Expansion	SC827HQ: 1x low-profile AOC expansion slots (per node) SC827HD: 2x FH + 1x LP AOC expansion slots (per node)
Drive Bays	SC827HQ: 3x 3.5" SAS / SATA hot-swap HDDs (per node) SC827HD: 6x 3.5" SAS / SATA hot-swap HDDs (per node)
Cooling System	4x 80mm heavy duty fans with PWM fan speed control; Optional 2x 6cm rear cooling fan (SC827HD-R1K28MB)
Front Panel LEDs	4x Power status LED; UID LED; Network activity LEDs; System Overheat / Fan Fail / Power Fail LED (2x for SC827HD)
Front Panel Buttons	4x Power On/Off button; UID button (2x for SC827HD)
Dimensions	W x H x D: 17.25" (438mm) x 3.47" (88mm) x 28.5" (724mm) Package: 26.38" (670mm) x 11.22" (285mm) x 39.76" (1010mm)
Rail	Quick release rail; Extendable lengths 26.5" to 36.4"
Temperature	Operating: 5˚ ~ 35˚ C (41˚ to 95˚ F) Non-operating: -40˚ ~ 70˚ C (-40˚ to 158˚ F)
Humidity	Operating: 8 ~ 90% non-condensing Non-operating: 5 ~ 95% non-condensing

● Optimized ◑ Compatible ● Optimized low-power configuration ◑ Compatible low-power configuration

Model	MB X10	MB X9	MB X8	Drive	PCI I/O (per node)	Power	+5VSB	+12V	Gross Weight
SC827HD-R1620B*	●	●	◑	12x 3.5" SAS/SATA hot-swap HDDs (6x per node)	2x FH + 1x LP	1620W Platinum Level redundant high-efficiency w/ PMBus	4A	84/100/135	68 lbs
SC827HD-R1K28B*	●	●	◑			1280W Platinum Level redundant high-efficiency w/ PMBus	4A	83/106.7	68 lbs
SC827HD-R1K28MB*		●	◑		1x Micro LP	1280W Platinum Level redundant high-efficiency w/ PMBus	4A	83/106.7	68 lbs
SC827HQ-R1620B*	●	●	◑	12x 3.5" SAS/SATA hot-swap HDDs (3x per node)	1x LP	1620W Platinum Level redundant high-efficiency w/ PMBus	4A	84/100/135	68 lbs
New! **SC827HQ-R1620MB***		●	◑		1x Micro LP	1620W Platinum Level redundant high-efficiency w/ PMBus	4A	84/100/135	68 lbs
SC827HQ-R1K68B*	●	●	◑		1x LP	1600W Titanium Level redundant high-efficiency w/ PMBus	4A	84/100/135	68 lbs

Optional Kit	Model Part #	Description
Rail	MCP-290-00058-0N	Ball bearing quick release rail for short-depth rack (19"~26.6")

** For OEMs Only - Minimum quantity required.*

*** Hot-swappable motherboard requires optional adapter card and other components for each node, please contact your sales representative for more information on set-up configuration.*

24x SAS3 (12Gbps) Hot-Swap Drive Bays in 2U

New!

SC826SE1C-R1K02JBOD

SC826SE1C-R1K02JBOD (Rear View)

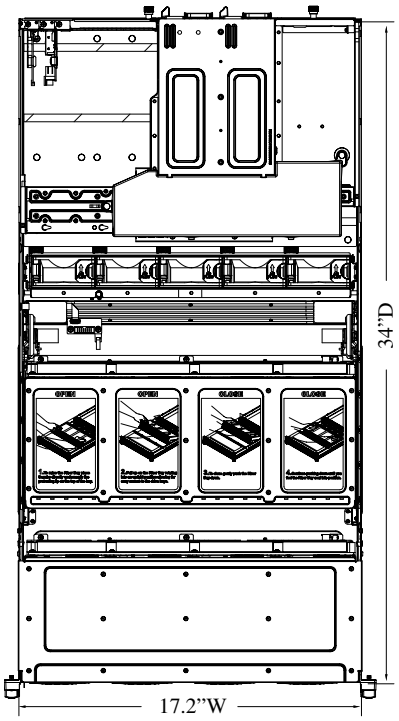

■ Black

Features

- ✓ 24x (12 front + 12 middle) 3.5" hot-swap SAS/SATA drive bays supporting SAS3/2 or SATA3 HDDs with 12Gbps throughput
- ✓ Redundant 1000W Titanium Level (1+1) power supplies with PMBus
- ✓ 5x 8cm (middle) hot-swap redundant cooling fans
- ✓ E1C: Single SAS3 (12Gbps) expander backplane
- ✓ JBOD Power Control Board with IPMI for remote monitor and power on-off; Internal Connection Cables Included
- ✓ 4x External mini SAS HD (SFF 8644) connectivity and IPMI RJ45 port

Specifications

Form Factor	2U JBOD storage chassis
Drive Bays	24x 3.5" hot-swap drive bays
Power Supply	2x 1U 1000W Redundant Titanium Level Power Supplies
Cooling System	5x 8cm hot-swap redundant PWM cooling fans
Front Panel LEDs	1 Network Activity LEDs, Fan Fail/System Over Heat LED, Power Status LED, Power Fail LED, Unit Identification (UID) LED
Front Panel Buttons	Power On/Off button; Unit Identification (UID) button
Dimensions	W x H x D: 17.2" (437mm) x 3.5" (89mm) x 34" (863mm)
Backplane	Two 12 port SAS3 12G expander backplanes, each supporting up to 12x 3.5" SAS3 drives
Temperature	Operating: 5° ~ 35°C (41° to 95°F) Non-operating: -40° ~ 70°C (-40° to 158°F)
Humidity	Operating: 8 ~ 90% non-condensing Non-operating: 5 ~ 95% non-condensing

	Model	Drive	Power	+5VSB	+12V	Gross Weight
New!	**826SE1C-R1K02JBOD**	24x 3.5" hot-swap SAS3 drive bays w/ SES-3, single expander w/ mini SAS HD connector	Redundant 1000W Titanium Level with PMBus	N/A	83A	

Optional Parts	Model Part #	Description
External SAS Cables	CBL-SAST-0690 CBL-SAST-0677	2M external Mini SAS HD to external Mini SAS HD 3M external Mini SAS HD to external Mini SAS HD

SC826(B)E2C/E1C/E26/E16/TQ/A/AC4 *2U Storage Chassis with 12 HDDs*

SAS3 (12Gbps)

New!

SC826BAC4- R920WB/LPB
(WIO model as shown)

SC826B Rear View w/ optional rear HDD Kit

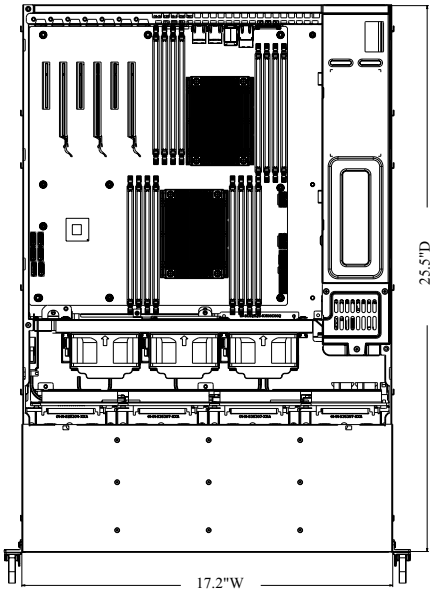

■ Black

Features

- ✓ SAS3 (12Gbps) and NVMe* SSD/HDD support
- ✓ 3 high-performance fans with adjustable air shroud
- ✓ Single or Dual expander solutions
- ✓ i-Pass (SAS2) or MiniSAS HD (SAS3) connectivity

Specifications

Form Factor	2U chassis supports max. motherboard size - 13.68" x 13"; E-ATX 12" x 13" and ATX 12" x 10" motherboards
CPU Support	Dual and Single Intel® and AMD processors
Expansion	LPB: 7 low-profile expansion slots; UB/WB: 4 full-height & 3 low-profile expansion slots
Cooling System	3x 8cm hot-swap cooling PWM fans; optional 5x 6cm hot-swap cooling fans
Front Panel LEDs	Power LED, Hard Drive Activity LED, 2 Network Activity LEDs, System Information LED & Power Fail LED
Front Panel Buttons	Power on/off button & system reset button
Dimensions	W x H x D: 17.2" (437mm) x 3.5" (89mm) x 25.5" (648mm) Package: 26.7"x 11.4" x 34.5" Palletized Packing: 37.3" x 27" x 14.8" (for R1200/R1K28 models)
Rail	Extendable lengths: 26.5" to 36.4"
Temperature	Operating: 5° ~ 35°C (41° to 95°F) Non-operating: -40° ~ 70°C (-40° to 158°F)
Humidity	Operating: 8 ~ 90% non-condensing Non-operating: 5 ~ 95% non-condensing

● Optimized ◑ Compatible ● Optimized low-power configuration ◑ Compatible low-power configuration

Model	MB X10	MB X9	MB X8	PCI I/O	Drive	Cooling Fan	Power	+5VSB	+12V	Gross Weight
SC826A-R1200LPB/U	◑	◑	●	7 LP / 4 FH+3 LP	12 x 3.5" hot-swap SAS/SATA drive bays	3x 7000rpm fans; optional 5x 6cm 13K rpm fans	Redundant 1200W Gold Level high-efficiency w/ I²C & PMBus	4	83/100A	55 lbs
SC826TQ-R800LPB/U	◑	◑	●	7 LP / 4 FH+3 LP	12 x 3.5" hot-swap SAS/SATA drive bays		Redundant 800W high-efficiency w/ I²C	4	66	52 lbs
SC826E16-R1200LPB/U	◑	◑	●	7 LP / 4 FH+3 LP	12 x 3.5" hot-swap SAS/SATA drive bays with SES-II, single SAS2 expander w/ iPass connector		Redundant 1200W Gold Level high-efficiency w/ I²C & PMBus	4	83/100	52 lbs
SC826E26-R1200LPB/U	◑	◑	●	7 LP / 4 FH+3 LP	12 x 3.5" hot-swap SAS/SATA drive bays with SES-II, Dual SAS2 expander w/ iPass connectors		Redundant 1200W Gold Level high-efficiency w/ I²C & PMBus	4	83/100	52 lbs
SC826E16-R500LPB/U	●	●	●	7 LP / 4 FH+3 LP	12 x 3.5" hot-swap SAS/SATA drive bays with SES-II, single SAS2 expander w/ iPass connector		Redundant 500W Platinum Level high-efficiency w/ I²C & PMBus	4	83/100	52 lbs
SC826TQ-R500LPB/U	●	●	●	7 LP / 4 FH+3 LP	12 x 3.5" hot-swap SAS/SATA drive bays, Dual SAS2 expander w/ iPass connectors		Redundant 500W Platinum Level high-efficiency w/ I²C & PMBus	4	66	52 lbs
SC826BE16-R1K28LPB/WB	●	●	◑	7 LP / 4 FH+3 LP	12 x 3.5" hot-swap SAS/SATA drive bays with SES-II, single SAS2 expander w/ iPass connector		Redundant 1280W Platinum Level high-efficiency w/ I²C & PMBus	4	83/100	52 lbs
SC826BE26-R1K28LPB/WB	●	●	◑	7 LP / 4 FH+3 LP	12 x 3.5" hot-swap SAS/SATA drive bays with SES-II, Dual SAS2 expander w/ iPass connectors		Redundant 1280W Platinum Level high-efficiency w/ I²C & PMBus	4	83/100	52 lbs
SC826BA-R1K28LPB/WB	●	●	◑	7 LP / 4 FH+3 LP	12 x 3.5" hot-swap SAS/SATA drive bays, 3 iPass connectors & optional rear 2x 2.5 HDD		Redundant 1280W Platinum Level high-efficiency w/ I²C & PMBus	4	83/100	52 lbs
SC826BA-R920LPB/UB/WB	●	●	◑	7 LP / 4 FH+3 LP			Redundant 920W Platinum Level high-efficiency w/ I²C & PMBus	4	83/100	52 lbs
SC826BE16-R920LPB/UB/WB	●	●	◑	7 LP / 4 FH+3 LP	12 x 3.5" hot-swap SAS/SATA drive bays with SES-II, single SAS2 expander w/ iPass connector & optional rear 2x 2.5 HDD		Redundant 920W Platinum Level high-efficiency w/ I²C & PMBus	4	83/100	52 lbs
SC826BE26-R920LPB/UB/WB	●	●	◑	7 LP / 4 FH+3 LP	12 x 3.5" hot-swap SAS/SATA drive bays with SES-II, Dual SAS2 expander w/ iPass connectors & optional rear 2x 2.5 HDD		Redundant 920W Platinum Level high-efficiency w/ I²C & PMBus	4	83/100	52 lbs
SC826BE1C-R920LPB/WB	●	●	◑	7 LP / 4 FH+3 LP	12 x 3.5" hot-swap SAS3 drive bays with SES-3, single expander w/ miniSAS HD connector & optional rear 2x 2.5 HDD		Redundant 920W Platinum Level high-efficiency w/ I²C & PMBus	4	83/100	52 lbs
SC826BE2C-R920LPB/WB	●	●	◑	7 LP / 4 FH+3 LP	12 x 3.5" hot-swap SAS3 drive bays with SES-3, Dual expander w/ miniSAS HD connector & optional rear 2x 2.5 HDD		Redundant 920W Platinum Level high-efficiency w/ I²C & PMBus	4	83/100	52 lbs
New! SC826BAC4-R920LPB/WB	●	●	◑	7 LP / 4 FH+3 LP	8x SAS3 + 4x NVMe*/SAS3 Hybrid 3.5" HDD, optional rear 2 x 2.5 HDD		Redundant 920W Platinum Level high-efficiency w/ I²C & PMBus	4	83/100	52 lbs

Optional Kit	Model Part #	Description
Rail	MCP-290-00058-0N	Quick-release outer rail for square hole short-depth rack (19"~26.6")
Fan Kit	MCP-320-82903-0N	Redundant fan kit (including fans)
Rear HDD Kit	MCP-220-82616-0N	12G rear 2.5"x2 HDD Drive Kit w/ Status LED (for 216B/826B/417B/846X/847B/226S/826S)
Middle Fan Kit	MCP-320-82603-0N	6cm fan cooling module for 826B/216B
NVMe HDD Tray	MCP-220-00116-0B	Black 3.5" to 2.5" NVMe drive tray with orange tab

** Fully hot-swap NVMe feature is supported by SuperServer or OEM configuration only*

SC826BE2C/E1C-JBOD *12x 3.5" HDDs, 2U Chassis JBOD solution*

SAS3 (12Gbps)

New!

SC826BE1C/E2C-R741JBOD

SC 826BE1C/E2C-R741JBOD (Rear View)

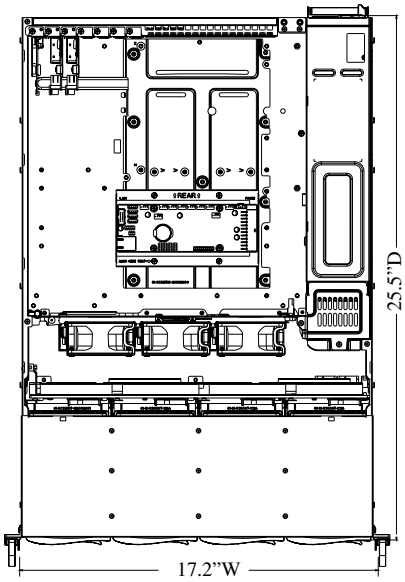

■ Black

Features

- ✓ Ideal for Cloud Backup, Data Replication, or High Density Archive Storage Applications
- ✓ 2U Storage JBOD Chassis with capacity 12x 3.5" hot-swappable HDDs bays
- ✓ Dual/Single Expander Backplane Boards support SAS3/2 or SATA3 HDDs with 12Gb/s throughput
- ✓ 8x (Dual Expander) / 4x (Single Expander) Mini-SAS HD ports for Internal / External Cascading Expander Combination for high performance, high availability or high redundancy requirements
- ✓ 1x IPMI port for Remote System Power on/off, wake-on-LAN and system monitoring
- ✓ Support NTP for time synchronization & RTC battery backup
- ✓ 740W (1+1) 95% efficient Platinum Level power supplies

Specifications

Form Factor	2U rackmount chassis
Drive Bays	12x hot swap 3.5" HDD bays for JBOD solution
Power Supply	Redundant 740W Platinum Level (94%) power supplies
Cooling System	3x 8cm high-performance PWM fans
Front Panel LEDs	Power LED, Hard Drive Activity LED, 2 Network Activity LEDs, System Information LED & Power Fail LED
Front Panel Buttons	Power on/off button & system reset button
Dimensions	W x H x D: 17.2" (437mm) x 3.5" (89mm) x 25.5" (647mm); Package: 26.7"x 11.4" x 34.5"
Rail	Extendable lengths: 26.5" to 36.4"
Temperature	Operating: 5° ~ 35°C (41° to 95°F) Non-operating: -40° ~ 70°C (-40° to 158°F)
Humidity	Operating: 8 ~ 90% non-condensing Non-operating: 5 ~ 95% non-condensing

	Model	Drive	Power	+5VSB	+12V	Gross Weight
New!	**SC826BE1C-R741JBOD**	12x 3.5" hot-swap SAS3 drive bays w/ SES-3, single expander w/ mini SAS HD connector	Redundant 740W Platinum Level with I²C & PMBus	4A	61.7A	60 lbs
New!	**SC826BE2C-R741JBOD**	12x 3.5" hot-swap SAS3 drive bays w/ SES-3, dual expanders w/ mini SAS HD connectors	Redundant 740W Platinum Level with I²C & PMBus	4A	61.7A	60 lbs

Optional Kit	Model Part #	Description
Cable	CBL-SAST-0573 CBL-SAST-0690 CBL-SAST-0677	External mini SAS HD to external mini SAS HD cable 28AWG (1M) External mini SAS HD to external mini SAS HD cable 28AWG (2M) External mini SAS HD to external mini SAS HD cable 28AWG (3M)
Converter Tray	MCP-220-00118-0B	Black gen-5.5 tool-less hot-swap 3.5"-to-2.5" converter tray

SC825TQC/TQ

2U Chassis with Flexible Expansion Slots

SAS 3.0 (12Gbps)

SC825TQC-R740LPB

SC825LP rear view

SC825WIO rear view

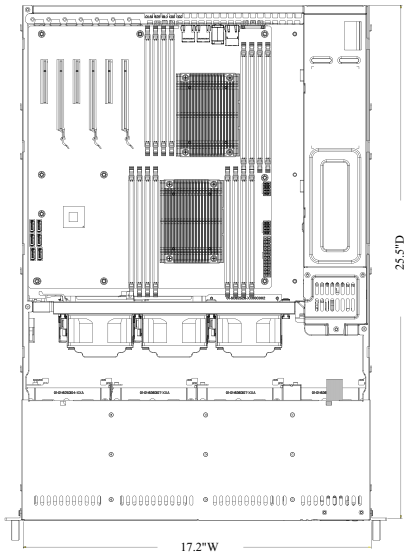

■ Black

Features

✓ 740W redundant Platinum Level (94%+)/600W Platinum Level Digital /720W redundant Gold Level (92%+) power supplies

Specifications

Form Factor	2U chassis support for motherboard size - 13.68" x 13"; E-ATX 12" x 13", and ATX 12" x 10"
CPU support	Dual and Single Intel® and AMD processors
Expansion	SC825LP: 7x low-profile expansion slots; SC825U/W: 4x full-height full-length & 3x low-profile expansion slots
Peripheral Drives	Optional 1x slim DVD-ROM drive, optional 2 USB & 1x COM port tray
Drive Bays	8x 3.5" hot-swap SAS3/SATA drive bays; 2x 3.5"/2.5" internal SAS/SATA drive bays
Cooling System	3x 8cm (7000rpm) hot-swap PWM cooling fans
Front Panel LEDs	Power LED, Hard Drive Activity LED, 2 Network Activity LEDs, System Information LED & Power Fail LED
Front Panel Buttons	Power On/Off button & System Reset button
Dimensions	W x H x D: 17.2"(437mm) x 3.5"(89mm) x 25.5" (648mm) Package: 26.7"(679mm) x 11.4"(290mm) x 34.5"(877mm)
Rail	Extendable lengths 26.5" ~ 36.4"
Temperature	Operating: 5° ~ 35° C (41° to 95° F) Non-operating: -40° ~ 70° C (-40° to 158° F)
Humidity	Operating: 8 ~ 90% non-condensing Non-operating: 5 ~ 95% non-condensing

● Optimized ◑ Compatible ● Optimized low-power configuration ◑ Compatible low-power configuration

Model	MB X10	MB X9	MB X8	PCI I/O	Drive	Power	+5VSB	+12V	Gross Weight
SC825TQ-R720LPB	◑	◑	●	7x LP	8x SAS/SATA	720W redundant Gold Level w/ PMBus	3	59	52 lbs
SC825TQ-R720UB		◑	●	4x FH + 3x LP	8x SAS/SATA	720W redundant Gold Level w/ PMBus	3	59	52 lbs
SC825TQ-563LPB		●	◑	7x LP	8x SAS/SATA	560 single Gold Level w/ PMBus	3	49*	52 lbs
SC825TQ-600LPB	●	●	◑	7x LP	8x SAS/SATA	600W single Digital Platinum Level w/ PMBus	3	49	52 lbs
SC825TQ-600WB	●	●	◑	4x FH + 3x LP	8x SAS/SATA	600W single Digital Platinum Level w/ PMBus	3	49	52 lbs
SC825TQ-R740LPB	●	●	◑	7x LP	8x SAS/SATA	740W redundant Platinum Level w/ PMBus	4	61.7	52 lbs
SC825TQ-R740WB	●	●		4x FH + 3x LP	8x SAS/SATA	740W redundant Platinum Level w/ PMBus	4	61.7	52 lbs
SC825TQ-R740UB		●	◑	4x FH + 3x LP	8x SAS/SATA	740W redundant Platinum Level w/ PMBus	4	61.7	52 lbs
New! **SC825TQC-R740LPB**	●	●	◑	7x LP	8x SAS3 (12Gbps)/SATA	740W redundant Platinum Level w/ PMBus	4	61.7	52 lbs
New! **SC825TQC-R740WB**	●	●	◑	4x FH + 3x LP	8x SAS3 (12Gbps)/SATA	740W redundant Platinum Level w/ PMBus	4	61.7	52 lbs

Optional Kit	Model Part #	Description
Rail	MCP-290-00058-0N	Ball bearing quick release rail for short-depth rack (extendable lengths 19"~26.6")
Front HDD Kit	MCP-220-81506-0N	12G 2.5" Hot-swap DVD Size Drive Kit with Status LED Support

* 46Amp @ 100V-180V; 49Amp @ 180V-240V

SC825MTQ *2U Performance Compact 17.7" Depth*

SC825MTQ-R700UB

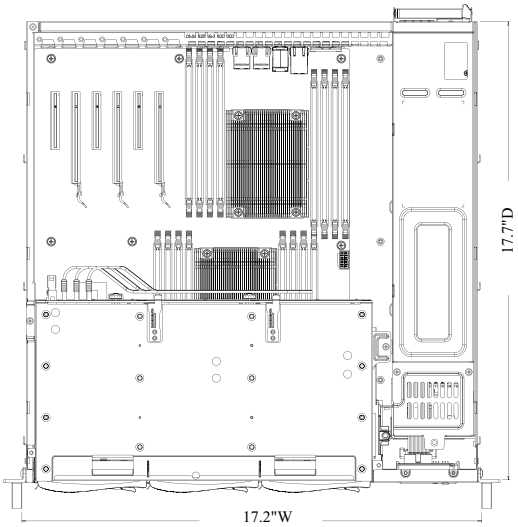

SC825MTQ-LPB rear view

SC825MTQ-UB rear view

Features

■ Black

✓ Redundant 700W high efficiency power supply
✓ Extra compact size (17.7" short depth) and chassis with full functionality

Specifications

Form Factor	2U chassis support motherboard size - 13.68" x 13"; E-ATX 12" x 13" and ATX 12" x 10" motherboards
CPU Support	Dual and Single Intel® and AMD processors
Expansion	7 low-profile expansion slots (SC825MTQ-R700LPB); 4 full-height & 3 low-profile (SC825MTQ-R700UB)
Peripheral Drives	1 slim DVD-ROM drive, 1 COM & 2 USB ports module
Drive Bays	3x 3.5" hot-swap SAS/SATA drive bays
Power Supply	SC825MTQ-R700LPB/UB: Redundant (1+1) 700W high-efficiency power supply w/I²C & fan speed control
Cooling System	Up to 5x 4cm high performance counter-rotating PWM fans (4 as default, 1 as optional)
Front Panel LEDs	Power LED, hard drive activity LED, 2 network activity LEDs, system information LED & power fail LED
Front Panel Buttons	Power On/Off button & System Reset button
Dimensions	W x H x D: 17.2" (437mm) x 3.5" (89mm) x 17.7" (450mm) Package: 23.3" x 10" x 32.1"
Rail	Extendable lengths of 26.5" to 36.4"
Temperature	Operating: 5˚ ~ 35˚C (41˚ to 95˚F) Non operating: -40˚ ~ 70˚C (-40˚ to 158˚F)
Humidity	Operating: 8 ~ 90% non-condensing Non-operating: 5 ~ 95% non-condensing

● Optimized ◑ Compatible ● Optimized low-power configuration ◑ Compatible low-power configuration

Model	MB			PCI I/O	Drive	Power	$+5V_{SB}$	+12V	Gross Weight
	X10	X9	X8						
SC825MTQ-R700LPB	◑	◑	●	7 LP	3 SAS/SATA	700W redundant high-efficiency	4	57	35 lbs
SC825MTQ-R700UB		◑	●	4 FH + 3LP	3 SAS/SATA	700W redundant high-efficiency	4	57	35 lbs

Optional Kit	Model Part #	Description
Tray	MCP-220-83601-0B	Floppy dummy tray supports 1x slim 2.5" fixed HDD
Tray	MCP-220-00023-01	Black USB dummy tray supports 1x 2.5" slim HDD
Short Rail	MCP-290-00058-0N	Ball bearing quick release rail for short-depth rack (19"~26.6")
Fan Kit	FAN-0102L4	40x56mm PWM cooling
Front HDD Kit	MCP-220-81506-0N	12G 2.5" Hot-swap DVD Size Drive Kit with Status LED Support
Front HDD Kit	MCP-220-81504-0N	12G 2.5" Hot-swap Floppy Size Drive Kit with Status LED Support

SC823/SC822 *2U Cost-Effective 7 LP Expansion Slots*

SC823TQ-653LPB

Rear View (Fits any standard I/O shield)

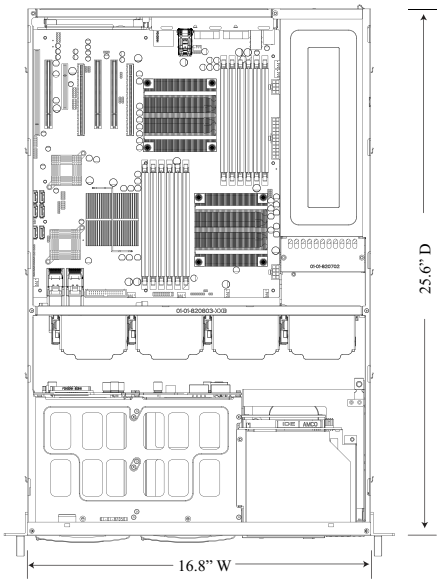

Features

■ Black

✓ Offers superb benchmark performance and reliability for any rackmount servers, redundant power supply, advanced airflow, and thermal-control design.

Specifications

Form Factor	2U chassis supports motherboard sizes - 12"x13" E-ATX and 12"x10" ATX
CPU support	Dual and Single Intel® and AMD processors
Expansion	7x Half-height Full-length expansion slots
Peripheral Drives	Optional 1x slim DVD/DVD-RW drive bay
Cooling System	4x 8cm hot-swap redundant PWM cooling fans
Front Panel LEDs	Power LED, hard drive activity LED, 2 network activity LEDs, System Information LED & power fail LED (for redundant power supply only)
Front Panel Buttons	Power On/Off button & System Reset button
Dimensions	Chassis: W x H x D: 16.8" (426mm) x 3.5"(89m) x 25.6"(650mm) Package: 23.8"(605mm) x 9.8"(249mm) x 32.9"(836mm)
Rail	Extendable lengths 28.25" to 33"
Temperature	Operating: 5˚ ~ 35˚C (41˚ to 95˚F) Non-operating: -40˚ ~ 70˚C (-40˚ to 158˚F)
Humidity	Operating: 8 ~ 90% non-condensing Non-operating: 5 ~ 95% non-condensing

● Optimized ◑ Compatible ● Optimized low-power configuration ◑ Compatible low-power configuration

Model	MB			Dive	DVD/FDD	Cooling System	Power	+5VSB	+12V	Gross Weight
	X10	X9	X8							
SC822i - 400LPB	◑	◑	●	6 fixed	Slim/Opt.	4x 3400rpm fans	400W 80PLUS® certified	4	32	50 lbs
SC822T-400LPB	◑	◑	●	6 SAS/SATA	Slim/Opt.	4x 3400rpm fans	400W 80PLUS® certified	4	32	49 lbs
SC823TQ-653LPB	●	●	◑	6 SAS/SATA	Slim/Opt.	4x 6300rpm fans	650W 80PLUS® Gold Level	4	54	53 lbs

Optional Kit	Model Part #	Description
Front USB Kit	CSE-PT29L-(B)	2-port Front USB Kit (B = Black)
LCD Kit	MCP-220-00095-0B	5.25" USB LCD Kit
Front HDD Kit	MCP-220-81506-0N	12G 2.5" Hot-swap DVD Size Drive Kit with Status LED Support

SC823MTQ

17.7" 2U Front I/O Access

SC823MTQ-R700LPB

SC823MTQ-R740WB

SC823MTQ-R700LPB (Rear View)

SC823MTQ-R740WB (Rear View)

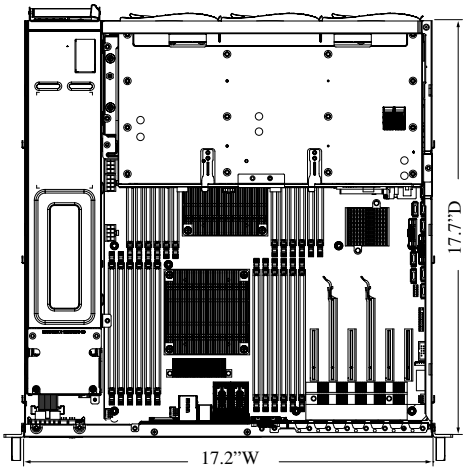

SC823MTQ-R700LPB

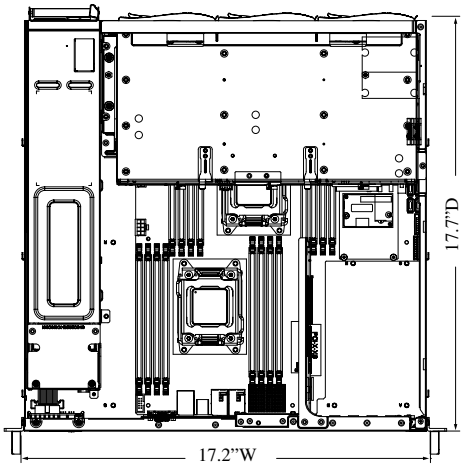

SC823MTQ-R740WB

Features

■ Black

- ✓ Redundant 740W Platinum Level / 700W high efficiency power supply
- ✓ Advanced airflow and thermal-control design

Specifications

Form Factor	2U chassis support motherboard size - 13.68" x 13", E-ATX 12" x 13", and ATX 12" x 10"
CPU Support	Dual and Single Intel® and AMD processors
Expansion	-LPB: 7 low-profile expansion slots; -WB: 4 full-height & 3 low-profile expansion slots
Peripheral Drives	1x slim DVD-ROM drive, 1 COM & 2 USB ports module (for SC823MTQ-R700LPB only)
Drive Bays	3x 3.5" hot-swap SAS/SATA drive bays
Power Supply	Redundant (1+1) 740W Platinum Level / 700W high-efficiency power supply w/I²C & fan speed control
Cooling System	4x 4cm high performance counter-rotating PWM fans; 1U height passive heatsink (optional)
Front Panel LEDs	Power LED, Hard Drive Activity LED, 2 Network Activity LEDs, System Information LED & Power Fail LED
Front Panel Buttons	Power On/Off button & System Reset button
Dimensions	W x H x D: 17.2"(437mm) x 3.5"(89mm) x 17.7"(450mm) Package: 23.8" x 10" x 29.5"
Rail	Extendable lengths of 26.5" to 36.4"
Temperature	Operating: 5° ~ 35°C (41° to 95°F) Non-operating: -40° ~ 70°C (-40° to 158°F)
Humidity	Operating: 8 ~ 90% non-condensing Non-operating: 5 ~ 95% non-condensing

● Optimized ◑ Compatible ● Optimized low-power configuration ◑ Compatible low-power configuration

Model	MB			PCI I/O	Drive	Cooling Fan	Power	+5VSB	+12V	Gross Weight
	X10	X9	X8							
SC823MTQ-R700LPB	◑	◑	◑	7 LP	3 SAS/SATA	4x 4cm high performance counter-rotating PWM fans	Redundant 700W high-efficiency	4	57	35 lbs
SC823MTQ-R740WB	●	◑	◑	4 FH+3 LP	3 SAS/SATA		Redundant Platinum Level 740W high-efficiency	4	61.7	35 lbs

Optional Kit	Model Part #	Description
Short Rail	MCP-290-00058-0N	Ball bearing quick release short rail, from 19"~26.6"
Dummy Cover	MCP-290-82303-0B	Black DVD and USB dummy cover for SC823M

SC721TQ

Compact Mini-Tower with 4x Hot-swap HDDs

SC721TQ Front View

SC721TQ Side/Rear View

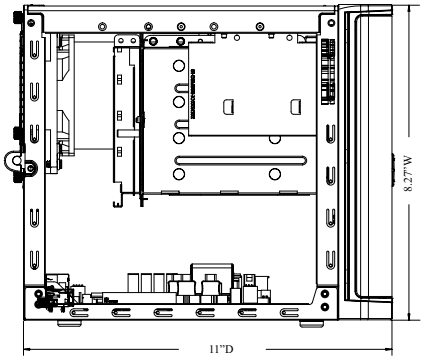

Features

■ Black

- ✓ Compact Mini-Tower : D 11" x W 8.27" x H 9.45"
- ✓ Support wide range of Mini-ITX Motherboard, from ATOM to Core i7
- ✓ 4x 3.5" Hot-swap SATA HDD and 2x internal 2.5" SATA HDD
- ✓ One low profile expansion slot
- ✓ Support 1 slim DVD-ROM drive

Specifications

Form Factor	Mini-Tower chassis for motherboard support size Mini-ITX 6.75" x 6.75"
CPU Support	Single Intel® and AMD processors
Expansion	1x low-profile expansion slot
Peripheral Drives	1x slim DVD-ROM drive bay
Drive Bays	4x 3.5" hot-swap SAS/SATA, 2x 2.5" fixed drive bay
Power Supply	1U 250W Flex ATX Multi-output Bronze Power Supply
Cooling System	1x 12cm rear exhaust fan
Front Panel LEDs	1 Network Activity LEDs, Fan Fail/System Over Heat LED, HDD activity LED, Power Status LED
Front Panel Buttons	Power On/Off button; System Reset Button
Backplane	4x 3.5" SATA / SAS Backplane with SES2
Dimensions	W x H x D: 8.27" (210.06mm) x 9.45" (240.03mm) x 11" (279.4mm); Package: 12.4" (315mm) x 13.78" (350mm) x 16.14" (410mm)
Temperature	Operating: 0°C - 40°C (32°F - 104°F) Non-operating: -20°C - 60°C (-4°F – 140°F)
Humidity	Operating: 10% - 85% (non-condensing) Non-operating: 10% - 95% (non-condensing)

● Optimized ◑ Compatible ● Optimized low-power configuration ◑ Compatible low-power configuration

Model	MB				PCI I/O	Drive	Cooling Fan	Power	+5VSB	+12V	Gross Weight
	X11	X10	X9	X8							
SC721TQ-250B	●	●	●	●	1x LP	4x 3.5" SAS/SATA; 2x fixed	1x 12cm rear exhaust fan	250W Flex ATX Multi-output Bronze Power Supply	2.5	N/A	15 lbs

Optional Kit	PCI I/O	Description
Heatsink	SNK-P0046A4	Active CPU cooler for X10SLV/X10SLV-Q, X11
Adaptor HDD Carrier	MCP-220-00118-0B	Black gen-5.5 tool-less hot-swap 3.5"-to-2.5" converter tray
Slim DVD	DVM-TEAC-DVD-SBT3	Black slim DVD ROM/SATA
Power Cable	CBL-PWEX-0645	Big 4pin male to big 4pin female

SC837 JBOD *Cost-effective High-Density 3U JBOD Chassis Solution*

JBOD Double-Sided Storage®, Up to 28x HDDs in 3U, Ready to Deploy.

Rear View

Front View

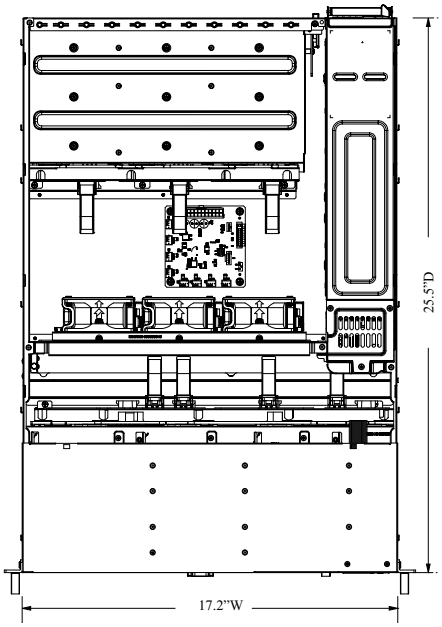

■ Black

Features

- ✓ 1620W Platinum Level redundant power supplies; 28 (16 front + 12 rear) 3.5" Hot-swap HDD bays; Direct hot-swap access to all HDDs
- ✓ Corporate DB/File Server, Cloud storage, iSCSI, Media/Stream, Video-on-Demand, Security Server applications
- ✓ Single SAS2 (E16) or Dual SAS2 (E26) expander solutions
- ✓ JBOD Power Control Board and Internal Connection Cables Included

Specifications

Form Factor	3U JBOD storage chassis
Drive Bays	28 (16 front + 12 rear) 3.5" Hot-swap HDD bays; Direct hot-swap access to all HDDs
Power Supply	Redundant 1620W Platinum Level (94%+) high-efficiency power supplies
Cooling System	3x 8cm hot-swap cooling fans, redundant cooling
Front Panel LEDs	Power LED, HDD activity LED, 2 Network Activity LEDs, System Information LED and Power Failed LED
Front Panel Buttons	Power On/Off button, system reset button
Dimensions	W x H x D: 17.2" (434mm) x 5.2" (132mm) x 25.5" (648mm) Package: 27.2" x 16.3" x 37.4"
Rail	Extendable lengths 28" to 33.67"
Temperature	Operating: 5° ~ 35°C (41° to 95°F) Non-operating: -40° ~ 70°C (-40° to 158°F)
Humidity	Operating: 8 ~ 90% non-condensing Non-operating: 5 ~ 95% non-condensing

Model	Drive	Cooling Fan	Power	+5VSB	+12V	Gross Weight
SC837E16-RJBOD1	28x (16 front + 12 rear) 3.5" hot-swap SAS/SATA w/SESII (Single SAS2 expander w/ iPASS connectors	3x 8cm hot-swap redundant cooling	Redundant (1+1) 1620W Platinum Level power supply with PMBus	4	84/100/135	80 lbs
SC837E26-RJBOD1	28x (16 front + 12 rear) 3.5" hot-swap SAS/SATA w/SESII (Dual SAS2 expander w/ iPASS connectors	3x 8cm hot-swap redundant cooling	Redundant (1+1) 1620W Platinum Level power supply with PMBus	4	84/100/135	80 lbs

Optional Kit	Model Part #	
Short Rail	MCP-290-00058-0N	Quick-release outer rail for square hole short-depth rack (19"~26.6")
Tray	MCP-220-00118-0B	Tool-less 3.5"-to-2.5" converter drive tray

SC836BE2C/E1C(4)/E26/E16/TQ/A *Versatile Storage 3U Chassis*

SAS 3.0 (12 Gbps), 100% Cooling Redundancy, Highly Reliable, Available and Scalable Storage

SC836E1C/R1K03B

SC836B Rear View w/ optional rear HDD Kit

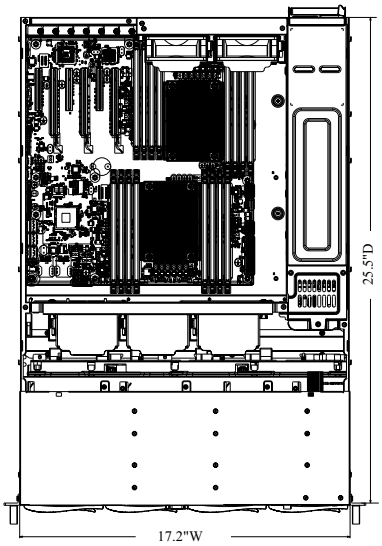

■ Black

Features

- ✓ SC836BE2C/E1C: SAS 3.0 (12Gbps) HDD Backplane with miniSAS HD connectors
- ✓ Redundant 1000W Titanium Level (96%+), 1280W/920W/500W Platinum Level (94%+) high-efficiency power supplies w/ PMBus
- ✓ 100% cooling redundancy, 5 hot-plug redundant cooling fans and adjustable air shroud
- ✓ Single SAS2 (E16) or Dual SAS2 (E26) expander solutions
- ✓ Can be configured as "JBOD or Headunit"

Specifications

Form Factor	3U chassis support for max. motherboard size - 13.68" x 13", E-ATX and ATX
CPU Support	Dual and Single Intel® and AMD processors
Expansion	7 full-height & full-length expansion slots
Cooling System	3x 8cm hot-swap cooling fans, 2x 8cm exhaust fans & air shroud
Front Panel LEDs	Power LED, Hard Drive Activity LED, 2 Network Activity LEDs, System Information LED & Power Fail LED
Front Panel Buttons	Power on/off button & system reset button
Dimensions	W x H x D: 17.2"(437mm) x 5.2"(132mm) x 25.5" (648mm); Package: 26.6" x 13" x 33.9"; Palletized Packing: 37.3" x 16.8" x 27"
Rail	Extendable lengths 26.5" to 36.4"
Temperature	Operating: 5° ~ 35°C (41° to 95°F) Non-operating: -40° ~ 70°C (-40° to 158°F)
Humidity	Operating: 8 ~ 90% non-condensing Non-operating: 5 ~ 95% non-condensing

● Optimized ◑ Compatible ● Optimized low-power configuration ◑ Compatible low-power configuration

Model	MB X10	MB X9	MB X8	PCI I/O	Drive	Cooling Fan	Power	+5VSB	+12V	Gross Weight
SC836E16-R500B	●	●	◑	7 FH/FL	16x 3.5" hot-swap SAS/SATA drive bays with SES-II, single SAS2 expander w/ iPass connector	3x 7000rpm fans 2x 6700rpm fans	Redundant 500W Platinum Level high-efficiency	4	83/100	75 lbs
SC836TQ-R500B	●	●	◑	7 FH/FL	16x 3.5" hot-swap SAS/SATA drive bays with SES-II		Redundant 500W Platinum Level high-efficiency	4	75	75 lbs
SC836BA-R1K28B	●	●	◑	7 FH/FL	16x 3.5" hot-swap SAS/SATA drive bays with SES-II, 4 iPass connectors; optional 2x 2.5"HDD		Redundant 1280W Platinum Level high-efficiency	4	75	75 lbs
SC836BE16-R1K28B	●	●	◑	7 FH/FL	16x 3.5" hot-swap SAS/SATA drive bays with SES-II, single SAS2 expander w/ iPass connector; optional 2x 2.5"HDD		Redundant 1280W Platinum Level high-efficiency	4	83/100	75 lbs
SC836BE26-R1K28B	●	●	◑	7 FH/FL	16x 3.5" hot-swap SAS/SATA drive bays with SES-II, Dual SAS2 expander w/ iPass connectors; optional 2x 2.5"HDD		Redundant 1280W Platinum Level high-efficiency	4	83/100	75 lbs
SC836BA-R920B	●	●	◑	7 FH/FL	16x 3.5" hot-swap SAS/SATA drive bays with SES-II, 4 iPass connectors; optional 2x 2.5"HDD		Redundant 920W Platinum Level high-efficiency	4	83/100	75 lbs
SC836BE16-R920B	●	●	◑	7 FH/FL	16x 3.5" hot-swap SAS/SATA drive bays with SES-II, single SAS2 expander w/ iPass connector; optional 2x 2.5"HDD		Redundant 920W Platinum Level high-efficiency	4	83/100	75 lbs
SC836BE26-R920B	●	●	◑	7 FH/FL	16x 3.5" hot-swap SAS/SATA drive bays with SES-II, Dual SAS2 expander w/ iPass connectors; optional 2x 2.5"HDD		Redundant 920W Platinum Level high-efficiency	4	83/100	75 lbs
New! **SC836BE1C-R1K03B**	●	●	◑	7 FH/FL	16x 3.5" hot-swap SAS/SATA drive bays with SES-3, Single SAS3 expander w/ Mini-SAS HD connectors; optional 2x 2.5"HDD		Redundant 1000W Titanium Level high-efficiency	4	83/100	75 lbs
Coming Soon! **SC836BE1C4-R1K03B**	●	●	◑	7 FH/FL	12x 3.5" hot-swap SAS/SATA drive bays with SES-3, single SAS3 expander and 4x NVMe drive bays, optional rear 2 x 2.5 HDD		Redundant 1000W Titanium Level high-efficiency	4	83/100	75 lbs
New! **SC836BE2C-R1K03B**	●	●	◑	7 FH/FL	16x 3.5" hot-swap SAS/SATA drive bays with SES-3, Dual SAS3 expander w/ Mini-SAS HD connectors; optional 2x 2.5"HDD		Redundant 1000W Titanium Level high-efficiency	4	83/100	75lbs

Optional Kit	Model Part #	Description
Rail	MCP-290-00058-0N	Quick-release outer rail for square hole short-depth rack (19"~26.6")
HDD Kit	MCP-220-83605-0N MCP-220-83608-0N MCP-220-81504-0N MCP-220-81506-0N	Optional rear 2.5" HDD kit for 836BA/E16/E26 only 12G 2.5"x2 Drive Kit w/ Status LED Support (835B/836B/946S) 12G 2.5" Hot-swap Slim Floppy Size Drive Kit w/Status LED Support 12G 2.5" Hot-swap DVD Floppy Size Drive Kit w/Status LED Support
Tray	MCP-220-00118-0B	Tool-less 3.5"-to-2.5" converter drive tray

SC836BE2C/E1C-JBOD

3U Chassis for JBOD solution

SAS3 (12Gbps)

SC836BE2C/E1C-R1K03JBOD

SC 836BE2C/E1C-R1K03JBOD (Rear View)

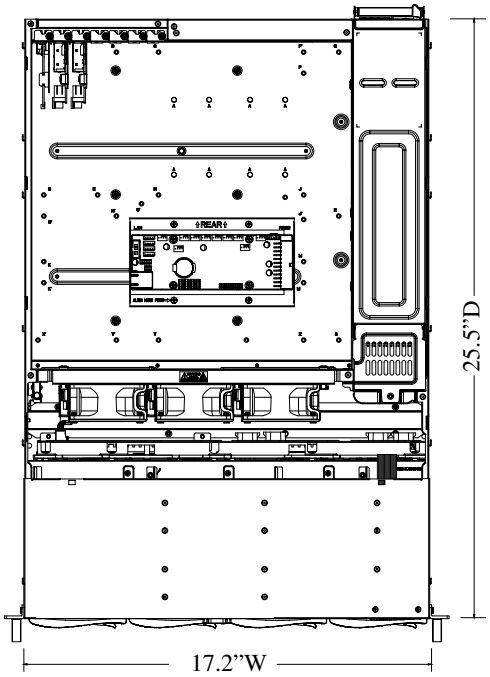

■ Black

Features

- ✓ Ideal for Cloud Backup, Data Replication, or High Density Archive Storage Applications
- ✓ 3U Storage JBOD Chassis with capacity 16 x 3.5" hot-swappable HDDs bays
- ✓ Dual/Single Expanders Backplane Boards support SAS3/2 or SATA3 HDDs with 12Gb/s throughput
- ✓ 8x (Dual Expander) / 4x (Single Expander) Mini-SAS HD ports for Internal / External Cascading Expander Combination for high performance, high availability or high redundancy requirements
- ✓ 1x IPMI port for Remote System Power on/off, wake-on-LAN and system monitoring
- ✓ Support NTP for time synchronization & RTC battery backup
- ✓ Redundant 1000W (1+1) 96% efficient Titanium Level power supplies

Specifications

Form Factor	3U rackmount chassis
Drive Bays	16x hot swap 3.5" hot-swap HDD bays for JBOD solution
Power Supply	Redundant 1000W/800W Titanium Level (96%) power supplies
Cooling System	3x 8cm hot-swap redundant PWM cooling fans 2x 8cm hot-swap exhaust fans & air shroud
Front Panel LEDs	Power LED, Hard Drive Activity LED, 2 Network Activity LEDs, System Information LED & Power Fail LED
Front Panel Buttons	Power on/off button & system reset button
Dimensions	W x H x D: 17.2" (437mm) x 5.2" (89mm) x 25.5" (630mm); Package: 26.7"x 11.4" x 39.9"
Rail	Extendable lengths: 26.5" to 36.4"
Temperature	Operating: 5° ~ 35°C (41° to 95°F) Non-operating: -40° ~ 70°C (-40° to 158°F)
Humidity	Operating: 8 ~ 90% non-condensing Non-operating: 5 ~ 95% non-condensing

Model	Drive	Power	+5VSB	+12V	Gross Weight
SC836BE1C-R1K03JBOD	16x 3.5" hot-swap SAS3 drive bays w/ SES-3, single expander w/ mini SAS HD connector	Redundant 1000W Titanium Level with I²C & PMBus	4A	83A	80 lbs
SC836BE2C-R1K03JBOD	16x 3.5" hot-swap SAS3 drive bays w/ SES-3, dual expanders w/ mini SAS HD connectors	Redundant 1000W Titanium Level with I²C & PMBus	4A	83A	80 lbs

New!

New!

Optional Kit	Model Part #	Description
Cable	CBL-SAST-0573 CBL-SAST-0690 CBL-SAST-0677	External mini SAS HD to external mini SAS HD cable 28AWG (1M) External mini SAS HD to external mini SAS HD cable 28AWG (2M) External mini SAS HD to external mini SAS HD cable 28AWG (3M)
HDD Kit	MCP-220-83608-0N MCP-220-81504-0N MCP-220-81506-0N	12G 2.5"x2 Drive Kit w/ Status LED Support (835B/836B/946S) 12G 2.5" Hot-swap Slim Floppy Size Drive Kit w/Status LED Support 12G 2.5" Hot-swap DVD Floppy Size Drive Kit w/Status LED Support
Converter Tray	MCP-220-00118-0B	Black gen-5.5 tool-less hot-swap 3.5"-to-2.5" converter tray

100% Cooling Redundancy, Highly Reliable, Available and Scalable Storage, BBP® Support

New!

SC836BHE26/E16-R1K28B

SC836BH Rear View, Optional Rear Fan Kit, Optional BBP® Module

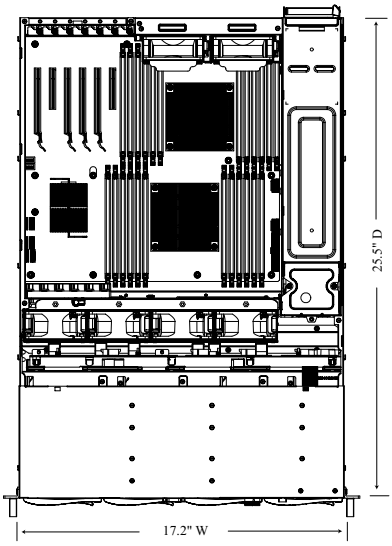

Features

■ Black

- ✓ Redundant 1280W Platinum Level (94%+) w/ PMBus; BBP (Battery Backup Power) support (BH SKU only)
- ✓ 100% cooling redundancy, 6 hot-plug redundant cooling fans (plus 1 optional rear fan) and adjustable air shroud
- ✓ Single SAS2 (E16) or Dual SAS2 (E26) expander solutions
- ✓ Can be configured as "JBOD or Headunit"

Specifications

Form Factor	3U chassis support for max. motherboard size - 13.68" x 13", E-ATX and ATX
CPU Support	Dual and Single Intel® and AMD processors
Expansion	7 full-height & full-length expansion slots
Cooling System	6x 8cm hot-swap cooling fans (1x 8cm optional rear fan) & air shroud
Front Panel LEDs	Power LED, Hard Drive Activity LED, 2 Network Activity LEDs, System Information LED & Power Fail LED
Front Panel Buttons	Power on/off button & system reset button
Dimensions	W x H x D: 17.2"(437mm) x 5.2"(132mm) x 25.5" (648mm); Package: 26.6" x 13" x 33.9"; Palletized Packing: 37.3" x 16.8" x 27"
Rail	Extendable lengths 26.5" to 36.4"
Temperature	Operating: 5° ~ 35°C (41° to 95°F) Non-operating: -40° ~ 70°C (-40° to 158°F)
Humidity	Operating: 8 ~ 90% non-condensing Non-operating: 5 ~ 95% non-condensing

● Optimized ◑ Compatible ● Optimized low-power configuration ◑ Compatible low-power configuration

Model	MB			PCI I/O	Drive	Cooling Fan	Power	+5VSB	+12V	Gross Weight
	X10	X9	X8							
SC836BHA-R1K28B	●	●	◑	7 FH/FL	16x 3.5" hot-swap SAS/SATA drive bays, 4 iPass connectors; optional 2x 2.5"HDD	4x 7000rpm 2x 6700rppm	Redundant 1280W Platinum Level high-efficiency	4	75	75 lbs
SC836BHE16-R1K28B	●	●	◑	7 FH/FL	16x 3.5" hot-swap SAS/SATA drive bays with SES-II, single SAS2 expander w/ iPass connector; optional 2x 2.5"HDD		Redundant 1280W Platinum Level high-efficiency	4	83/100	75 lbs
SC836BHE26-R1K28B	●	●	◑	7 FH/FL	16x 3.5" hot-swap SAS/SATA drive bays with SES-II, Dual SAS2 expander w/ iPass connectors; optional 2x 2.5"HDD		Redundant 1280W Platinum Level high-efficiency	4	83/100	75 lbs

Optional Kit	Model Part #	Description
Rail	MCP-290-00058-0N	Quick-release outer rail for square hole short-depth rack (19"~26.6")
Fan Kit	MCP-320-82903-0N	Redundant fan kit (including fans)
HDD Kit	MCP-220-83605-0N MCP-220-83608-0N MCP-220-81504-0N MCP-220-81506-0N	Optional rear 2.5" HDD kit for 836BA/E16/E26 only 12G 2.5"x2 Drive Kit w/ Status LED Support (835B/836B/946S) 12G 2.5" Hot-swap Slim Floppy Size Drive Kit w/Status LED Support 12G 2.5" Hot-swap DVD Floppy Size Drive Kit w/Status LED Support
Converter Tray	MCP-220-00118-0B	Black gen-5.5 tool-less hot-swap 3.5"-to-2.5" converter tray
Battery Backup Power	PWS-1K03-1R	1000W BBP® optional kit
Rear Fans Kit	MCP-320-00046-0N-Kit	8.2k rpm rear fan kit
	MCP-320-00047-0N-Kit	5k rpm rear fan kit

SC835XTQ/BTQ/TQ

3U Chassis with BBP® Support & 11 PCI Slots

SC835XTQ-R982B

SC835XTQ-R982B rear view
(11 PCI slots)

SC835BTQ-R1K28B rear view
w/ optional rear fan module for GPU/Xeon® Phi™ cards,
BBP® Support

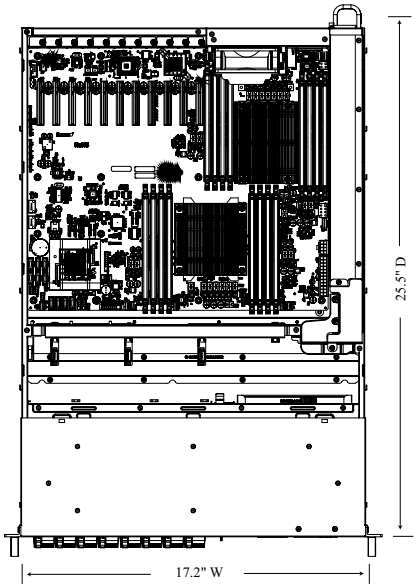

Features

■ Black

- ✓ Supports up to 11x PCI-E 3.0 expansion slots (SC835X)
- ✓ 980W/920W Redundant Platinum Level w/ PMBus and 800W power supplies
- ✓ 1280W Redundant Platinum Level Digital power supplies w/ PMBus supports and optional 1000W BBP (Batery Backup Power)
- ✓ Supports up to 8 hot-swap SAS/SATA drives
- ✓ 100% cooling redundancy, 5 hot-plug redundant cooling fans, and adjustable air shroud supports

Specifications

Form Factor	3U chassis support for motherboard size - 13.68"x13", E-ATX and ATX; 15.2"x13.2" (for SC835XTQ)
CPU Support	Dual and Single Intel® and AMD processors
Expansion	7 or 11 full-height & full-length expansion slots
Peripheral Drives	1x Slim DVD-ROM Drive (optional)
Drive Bays	8x 3.5" hot-swap SAS/SATA drive bays with SGPIO & 2x 5.25" drive bays; SC835B: optional 2x additional 2.5" hot-swap SAS/SATA drive bays
Cooling System	4~6x 8cm hot-swap cooling fans & adjustable air-shroud
Power Supply	SC835: 800W Redundant (1+1) power supplies w/ I²C built-in & fan speed control SC835X/835: 980W/920W Redundant (1+1) Platinum Level power supplies w/ PMBus SC835B: 1280W Redundant (1+1) Platinum Level Digital power supplies w/ PMBus; optional (1+1+1) Platinum Level Digital power supplies w/ PMBus and Battery Backup module
Front Panel LEDs	Power LED, network activity LED, system overheat LED & power fail LED
Front Panel Buttons	Power on/off button, system reset button & mute button
Dimensions	W x H x D: 17.2" (437mm) x 5.2" (132mm) x 25.5" (648mm); Package: 26.6" x 13" x 33.9"
Rail	Extendable lengths of 26.5" to 36.4"
Temperature	Operating: 5° ~ 35°C (41° to 95°F) Non-operating: -40° ~ 70°C (-40° to 158°F)
Humidity	Operating: 8 ~ 90% non-condensing Non-operating: 5 ~ 95% non-condensing

● Optimized ◑ Compatible ● Optimized low-power configuration ◑ Compatible low-power configuration

Model	MB			Drive	Cooling Fan	Power	+5VSB	+12V	Gross Weight
	X10	X9	X8						
SC835TQ-R920B	●	●	◑	8 SAS2/SATA3	5x 8cm fans	920W Redundant Platinum Level w/ PMBus	4	75	75 lbs
SC835TQ-R800B	◑	◑	●	8 SAS2/SATA3	5x 8cm fans	800W Redundant w/I2C	4	66	75 lbs
SC835XTQ-R982B	●	●		8 SAS2/SATA3, 11 Rear Expansion Slots	4x 8cm fans	980W Redundant Platinum Level w/ PMBus 1.2	4	70/81	75 lbs
SC835BTQ-R1K28B	●	●	◑	8 SAS2/SATA3, 7 Rear Expansion Slots	6x 8cm fans	1280W Redundant Platinum Level Digital w/ PMBus 1.2, BBP® Support	4	83/100	75 lbs

Optional Kit	Model Part #	Description
GPU/Xeon® Phi™ Rear Fan Kit	MCP-420-83502-0N	Rear Fan Kit (8.2Krpm fan) and GPU/Xeon® Phi™ air shroud kit (for SC835B only)
HDD Kit	MCP-220-81506-0N	12G 2.5" Hot-swap DVD Floppy Size Drive Kit w/Status LED Support
Converter Tray	MCP-220-00118-0B	Black gen-5.5 tool-less hot-swap 3.5"-to-2.5" converter tray
Battery Backup Power	PWS-1K03B-1R	DC 1KW battery backup power module (for SC835B only)
Rear HDD Kit	MCP-220-82616-0N	12G rear 2.5"x2 HDD Drive Kit w/ Status LED (for 835B/836B/946S)
Rail	MCP-290-00058-0N	Ball bearing quick release rail for short-depth rack (19"x26.6")
LCD Kit	MCP-220-00095-0N	5.25" USB LCD Kit

SC833T

*3U Chassis with 100% Cooling Redundancy**

SC833T-653B

SC833T-653B rear view

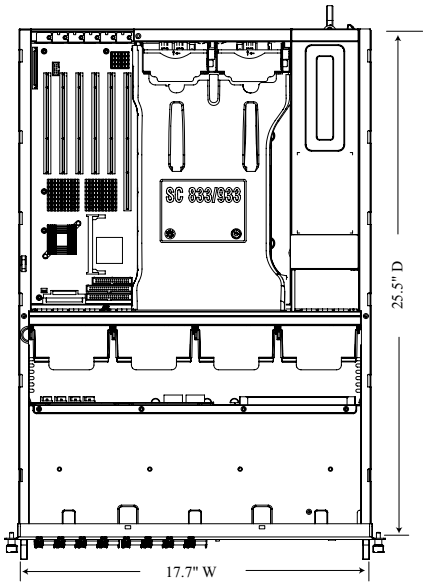

SC833T-653B

■ Black

Features

✓ 650W Gold Level power supply, support up to 8 hot-swap drives
✓ 100% cooling redundancy, 6 hot-plug PWM redundant cooling fans, and adjustable air shroud

Specifications

Form Factor	3U chassis support for motherboard sizes - 12"x13" E-ATX and 12"x10" ATX
CPU Support	Dual and Single Intel® and AMD processors
Expansion	6 full-height & full-length expansion slots
Peripheral Drives	2x 5.25" device bay & optional 1 slim CD-ROM drive
Drive Bays	8x 3.5" hot-swap SAS/SATA drive bays
Power Supply	650W Gold Level power supply
Cooling System	4x 9cm hot-swap cooling fans; Additional 2x 8cm exhaust fans & air shroud
Front Panel LEDs	Power LED, Hard Drive Activity LED, 2 Network Activity LEDs, System Information LED & Power Fail LED (redundant only)
Front Panel Buttons	Power On/Off button, System Reset button & Mute button
Dimensions	W x H x D: 17.7" (450mm) x 5.2" (132mm) x 25.5" (647mm) Package: 26.6" x 13.6" x 34.6"
Rail	Extendable lengths 28" to 33.67"
Temperature	Operating: 5° ~ 35° C (41° to 95° F) Non-operating: -40° ~ 70° C (-40° to 158° F)
Humidity	Operating: 8 ~ 90% non-condensing Non-operating: 5 ~ 95% non-condensing

● Optimized ◑ Compatible ● Optimized low-power configuration ◑ Compatible low-power configuration

Model	MB			PCI I/O	Drive	Cooling Fan	Power Supply	+5VSB	+12V	Gross Weight
	X10	X9	X8							
SC833T-653B	●	●	◑	6x FH/FL	8 SAS2/SATA	4x 4300rpm fans	650W 80 PLUS® Gold Level	4	54	67 lbs

Optional Kit	Model Part #	Description
Front USB Kit	SC-PT29(B)	2-Ports Front USB Kit (B=Black)
Peripheral Drives	DVM-TEAC-DVD-SBT1(2) DVM-PNSC-824(B)	Slim 24x TEAC CD-ROM Drive Slim 8x DVD ROM/24x CD-ROM Combo Drive (B= Black)
LCD Kit	MCP-220-00095-0B	5.25" USB LCD Kit
HDD Kit	MCP-220-81506-0N	12G 2.5" Hot-swap DVD Floppy Size Drive Kit w/Status LED Support
Converter Tray	MCP-220-00118-0B	Black gen-5.5 tool-less hot-swap 3.5"-to-2.5" converter tray

SC733TQ/T/I/E *Mid-Tower Workstation Chassis*

SC733TQ-665B

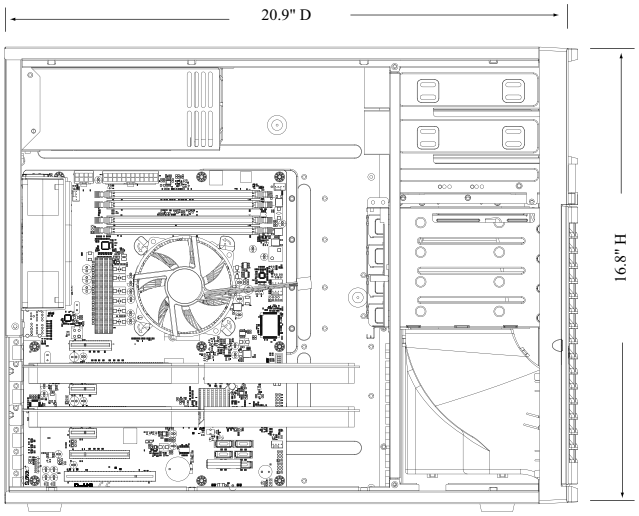

Features

■ Black

- ✓ 4x hot-swap HDD drives support
- ✓ 7x full-height full-length expansion slots
- ✓ 665W/500W Bronze Level 80 PLUS® high-efficiency power supply w/low-noise fan speed control

Specifications

Form Factor	Mid-tower chassis supports motherboards - 12" x 13" E-ATX and ATX
CPU support	Single and Dual Intel® and AMD processors
Expansion	7x full-height full-length expansion slots
Peripheral Drives	2x front USB ports & 1x 3.5" device bay
Drive Bays	SC733T/TQ: 4x 3.5" hot-swap SAS/SATA drive bays & 2x 5.25" drive bays
	SC733I/E-465: 4 x 3.5" fixed & 2 x 5.25" drive bays
Cooling System	1x 12cm rear exhaust fan & 1x 9cm front cooling fan
Dimensions	W x H x D: 16.8" (427mm) x 7" (178mm) x 20.9" (531mm) Package: 24.2" (615mm) x 12.8" (326mm) x 26.4" (671mm)
Front Panel LEDs	Power LED, Hard Drive Activity LED, Network Activity LEDs & System Information LED
Front Panel Buttons	Power On/Off button & System Reset button
Temperature	Operating: 5° ~ 35° C (41° to 95° F) Non-operating: -40° ~ 70° C (-40° to 158° F)
Humidity	Operating: 8 ~ 90% non-condensing Non-operating: 5 ~ 95% non-condensing

● Optimized ◑ Compatible ● Optimized low-power configuration ◑ Compatible low-power configuration

Model	MB			Drive	Cooling System	Power Supply	Gross Weight
	X10	X9	X8				
SC733TQ-665B	●	●	●	4 SAS/SATA	1x 12cm & 1x 9cm fans	665W Bronze Level w/low-noise fan speed control	40 lbs
SC733I-665B	●	●	●	4 fixed	1x 12cm & 1x 9cm fans	665W Bronze Level w/low-noise fan speed control	40 lbs
SC733T-500B	●	●	◑	4 SAS/SATA	1x 9cm fan	500W Bronze Level w/low-noise fan speed control	39 lbs
SC733TQ-500B	●	●	◑	4 SAS/SATA	1x 9cm fan	500W Bronze Level w/low-noise fan speed control	39 lbs
SC733I-500B	●	●	◑	4 fixed	1x 9cm fan	500W Bronze Level w/low-noise fan speed control	39 lbs
SC733E-500B	●	●	◑	4 fixed	No chassis fan	500W Bronze Level w/low-noise fan speed control	39 lbs

Optional Kit	Model Part #	Description
LCD Kit	MCP-220-00095-0B	5.25" USB LCD Kit

SC732D/i

High-Quality Mid-Tower Workstation Chassis

Rear View

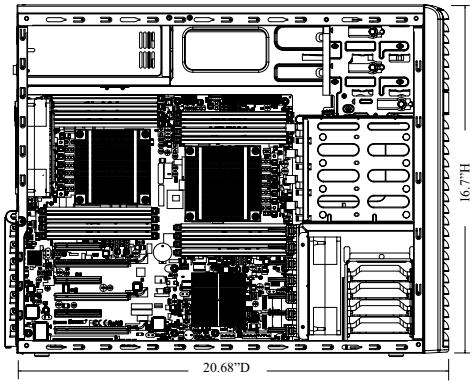

SC732D/i

21dB Whisper-Quiet

80 PLUS GOLD

Features

■ Black

- ✓ Versatile front I/O access (5 models: SC732D4F, SC732D4, SC732D3, SC732D2, and SC732i)
- ✓ Double tool-less side panels; tool-less 5.25" (DVD), 3.5" (card reader) device & add-on-card installation
- ✓ 90º rotatable HDD cage design; One push HDD installation; and Folded Edge design for safe installation
- ✓ Optional All-In-One card reader available (for SC732D only); optional 4x internal 2.5" fixed HDD bays

Specifications

Form Factor	Mid-tower chassis supports motherboards - 12"x13" E-ATX, 12"x10" ATX and 9.6"x9.6" Micro-ATX
CPU Support	Dual and Single Intel® / AMD processor
Expansion	7x full-height & full-length expansion slots
Peripheral Drives	2x standard 5.25" bays; 1x 3.5" bay (for SC732D only)
Drive Bays	90° rotatable drive cage; 4x 3.5" internal fixed HDD bays; optional 4x 2.5" internal fixed HDD bays
Power Supply	400W/500W/865W/900W PS2 power supply
Cooling System	1x 12cm (1850rpm) / 9cm (2050rpm) rear exhaust fan; optional 1x 12cm (1850rpm) front cooling fan
Front Panel Ports	SC732D4F: 2x front USB 3.0 ports, 2x front USB 2.0 ports, 2x front IEEE 1394a Firewire ports, front HD/AC97 audio ports; SC732D4: 2x front USB 3.0 ports, 2x front USB 2.0 ports, front HD/AC97 audio ports; SC732D3: 2x front USB 3.0 ports, front HD/AC97 audio ports; SC732D2: 2x front USB 2.0 ports, front HD/AC97 audio ports; SC732i: 2x front USB 2.0 ports
Front Panel LEDs	Power Status LED; Network Activity LED; HDD Activity LED; System Information LED
Front Panel Buttons	Blue On/Off LED power switch
Dimensions	W x H x D: 16.7"x7.6"x20.68"(424x193x525.30mm); Package: 21.38"x 11.97"x 25.28"(543x304x642mm)
Temperature	Operating: 5° ~ 35° C (41° to 95° F) Non-operating: -40° ~ 70° C (-40° to 158° F)
Humidity	Operating: 8 ~ 90% non-condensing Non-operating: 5 ~ 95% non-condensing

● Optimized ◑ Compatible ● Optimized low-power configuration ◑ Compatible low-power configuration

Model	MB X10	MB X9	MB X8	Drive	Cooling Fan	Front Panel I/O	Power Supply	Gross Weight
SC732D4F-500B/865B/903B	●	●	●	4x SAS/SATA 3.5" HDD bays; optional 4x internal 2.5" fixed HDD bays	1x 12cm (1850rpm) rear exhaust fan	2x USB 3.0, 2x USB 2.0, 2x Firewire, audio ports	500W/865W/900W AC power supply w/ PFC	30 lbs
SC732D4-500B/865B/903B	●	●	●	4x SAS/SATA 3.5" HDD bays; optional 4x internal 2.5" fixed HDD bays	1x 12cm (1850rpm) rear exhaust fan	2x USB 3.0, 2x USB 2.0, audio ports	500W/865W/900W AC power supply w/ PFC	30 lbs
SC732D3-903B	●	●	●	4x SAS/SATA 3.5" HDD bays; optional 4x internal 2.5" fixed HDD bays	1x 12cm (1850rpm) rear exhaust fan	2x USB 3.0, audio ports	900W AC power supply w/ PFC	30 lbs
SC732D2-500B/865B/903B	●	●	●	4x SAS/SATA 3.5" HDD bays; optional 4x internal 2.5" fixed HDD bays	1x 12cm (1850rpm) rear exhaust fan	2x USB 2.0, audio ports	500W/865W/900W AC power supply w/ PFC	30 lbs
SC732i-500B	●	●	●	4x SAS/SATA 3.5" HDD bays; optional 4x internal 2.5" fixed HDD bays	1x 12cm (1850rpm) rear exhaust fan	2x USB 2.0 ports	500W AC power supply w/ PFC	30 lbs
SC732i-865B	●	●	●	4x SAS/SATA 3.5" HDD bays; optional 4x internal 2.5" fixed HDD bays	1x 12cm (1850rpm) rear exhaust fan	2x USB 2.0 ports	865W AC power supply w/ PFC	30 lbs
SC732i-R500B	●	●	●	4x SAS/SATA 3.5" HDD bays; optional 4x internal 2.5" fixed HDD bays	1x 12cm (1850rpm) rear exhaust fan	2x USB 2.0 ports	Redundant 500W PS2 power supplies	32 lbs

Optional Kit	Model Part #	Description
Front Cooling Fan	FAN-0124L4	12cm (1850rpm) cooling Fan
Adapter Cable	CBL-0454L	USB 3.0 to 2.0 adapter cable - 30cm(19pin male to 9pin female)
All-In-One Card Reader	MCP-450-73101-0B	Card Reader for SC731D & SC732D
LCD Kit	MCP-220-00095-0B	5.25" USB LCD Kit
2.5" HDD Cage	MCP-220-73201-0N	HDD Cage (4x Internal 2.5" fixed HDD bays)

SC732G

High-Quality Mid-Tower Gaming Workstation Chassis

21dB Whisper-Quiet

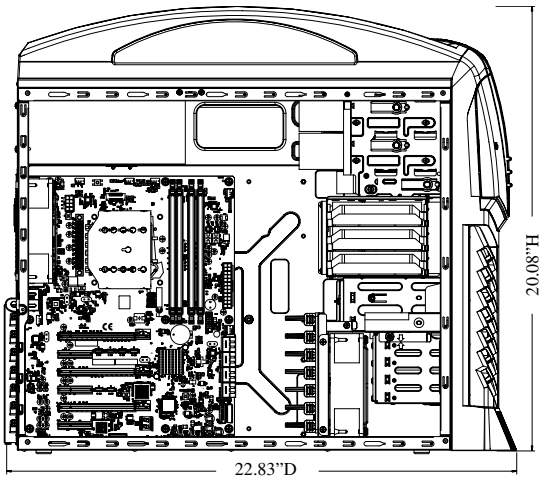

Features

■ Black

- ✓ Mid-Tower Gaming Chassis
- ✓ Versatile Front I/O Access with 2x Front USB 3.0 Ports, 2x Front USB 2.0 Ports, Front HD/AC97 Audio Ports & Front eSATA Port(-000B has No eSATA)
- ✓ 2x 5.25" Optical Drive Bays, 3x 3.5" Internal Hot-swap HDD Bays, 2x 3.5" External Hot-swap HDD Bays and Optional 4x 2.5" Hot-swap HDD Bays
- ✓ Water Cooling Support Ready
- ✓ 3-Color (Blue/Orange/Purple) LED illumination(-903B only) with 2x Front Chassis Doors
- ✓ 21 dB Whisper Quiet Operation
- ✓ Server Grade Quality/ Reliability and Tool-less Design

Specifications

Form Factor	Mid-Tower chassis for motherboard support size 12" x 13", 12" x 10", 9.6" x 9.6"
CPU Support	Dual and Single Intel® and AMD processors
Expansion	7 full-height & full-length expansion slots
Peripheral Drives	2x standard 5.25" drive bays
Drive Bays	3x 3.5" hot-swap internal drive bay; 2x 3.5" hot-swap external drive bay; Optional 4x 2.5" hot-swap drive bay cage
Cooling System	1x 12cm Rear Exhaust Fan; 1x 12cm Front Cooling Fan(-903B only)
Power Supply	900W/500W/No Power
Front Panel LEDs	Network Activity LED, System Information LED, HDD activity LED, Power Status LED
Front Panel Buttons	Power on/off button
Dimensions	W x H x D: 8.66"(220mm) x 20.08"(510mm) x 22.83"(580mm); Package: 13"x 24.8"x 26.57"(330x630x675mm)
Temperature	Operating: 5° ~ 35°C (41° to 95°F) Non-operating: -40° ~ 70°C (-40° to 158°F)
Humidity	Operating: 8 ~ 90% non-condensing Non-operating: 5 ~ 95% non-condensing

● Optimized ◑ Compatible ● Optimized low-power configuration ◑ Compatible low-power configuration

Model	MB			Drive	Cooling Fan	Front Panel I/O	Power Supply	Gross Weight
	X10	X9	X8					
SC732G-903B	●	●	●	3x 3.5" Internal HDD Bays, 2x 3.5" External HDD Bays and Optional 4x 2.5" HDD Bays	1x 12cm Rear Exhaust Fan; 1x 12cm Front Cooling Fan	2x USB 3.0, 2x USB 2.0, 1 eSATA, audio ports	900W Gold Level power supply	32.5 lbs
SC732G-500B	●	●	●	3x 3.5" Internal HDD Bays, 2x 3.5" External HDD Bays and Optional 4x 2.5" HDD Bays	1x 12cm Rear Exhaust Fan	2x USB 3.0, 2x USB 2.0, 1 eSATA, audio ports	500W Bronze Level power supply	32.5 lbs
SC732G-000B	●	●	●	3x 3.5" Internal HDD Bays, 2x 3.5" External HDD Bays and Optional 4x 2.5" HDD Bays	1x 12cm Rear Exhaust Fan	2x USB 3.0, 2x USB 2.0, audio ports	No power supply	30 lbs

Optional Kit	Model Part #	Description
2.5" HDD Cage	MCP-220-73202-0N	SC732G 2.5" HDD Cage (4x external 2.5" HDD)
HDD Cooling Fan	MCP-320-73201-0N	SC732G HDD cooling fan w/ installation bracket - single pack

SC731D/i *The Best Performance/High-Quality Mini-Tower*

Tool-less designs enable quick-and-easy installation

SC731D-300B

SC731D: Card Reader

SC731I

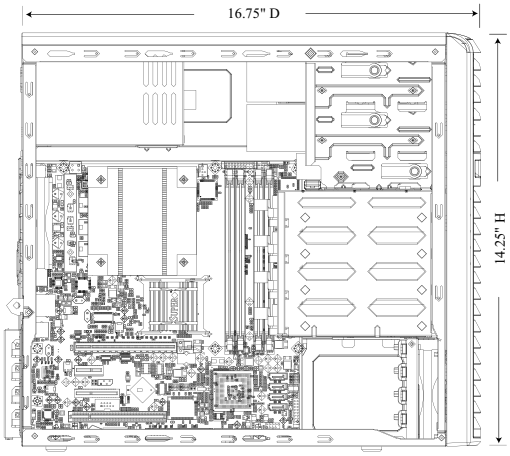

Features

■ Black

- ✓ 300W Bronze Level certified high-efficiency power supply
- ✓ 2x 5.25" external, 4x 3.5" internal drive
- ✓ Rear 9cm PWM fan w/ tool-less design and 1x optional front intake 8cm fan
- ✓ Quick-and-easy installation: Tool-less side panels, HDD drive bays
- ✓ 90º rotatable HDD cage
- ✓ Whisper-Quiet (<25dB)

Specifications

Form Factor	Mini-tower chassis supports Micro-ATX motherboard, size 9.6" x 9.6"
CPU support	Single Intel® and AMD processors
Expansion	4x full-height, full-length I/O expansion slots
Peripheral Drives	2x standard 5.25" bays; 4x 3.5" internal HDD drive bays (tool-less)
Cooling System	1x 9cm rear exhaust fan; 1x optional 8cm front cooling fan
Dimensions	W x H x D: 14.25" (362mm) x 7.25" (184mm) x 16.75" (425mm) Package: 21" (534mm) x 11" (280mm) x 23" (585mm)
Front Panel LEDs	Power Status LED; Hard Drive Activity LED; Network Activity LED; System Information LED
Front Panel Buttons	Blue On/Off LED power switch
Temperature	Operating: 5° ~ 35° C (41° to 95° F) Non-operating: -40° ~ 70° C (-40° to 158° F)
Humidity	Operating: 8 ~ 90% non-condensing Non-operating: 5 ~ 95% non-condensing

● Optimized ◑ Compatible ● Optimized low-power configuration ◑ Compatible low-power configuration

Model	MB				Drive	Cooling System	Power Supply	Gross Weight
	X10	X9	X8	X7				
SC731I-300B	●	●	●	●	4 SAS/SATA	1x9cm PWM fans	300W 80 PLUS® Bronze Level w/low-noise smart thermal control fan	20 lbs
SC731D-300B	●	●	●	●	4 SAS/SATA	1x9cm PWM fans	300W 80 PLUS® Bronze Level w/low-noise smart thermal control fan	20 lbs

Optional Kit	Model Part #	Description
LCD Kit	MCP-220-00095-0B	5.25" USB LCD Kit
All-in-one Card Reader	MCP-450-73101-0B	Card Reader for SC731D & SC732D
Front Cooling Fan	FAN-0113L4	8cm (2.8krpm) front cooling fan for SC731

SC946SE2C/1C-JBOD

4U High-Density Top-Loading Storage

JBOD Storage, Up to 60x 3.5" Top-Loading SAS3 Hot-Swap HDDs in 4U

80 PLUS PLATINUM

New!

(Front View)

(Rear View)

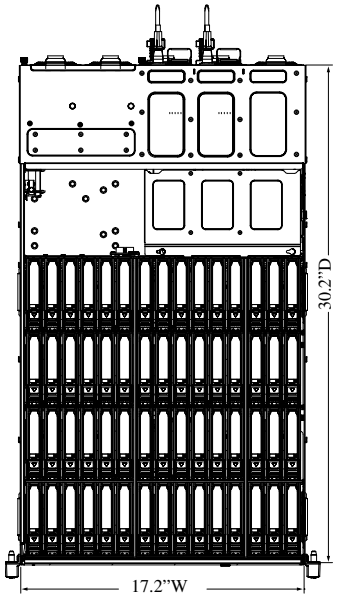

SC946SE2C/1C-R1K66JBOD

Features

■ Black

- ✓ Extreme High Density and High Capacity Storage Chassis support 60x 3.5" Top Loading SAS3/SATA3 12Gb/s Hot Swapping HHD/SSD Bays
- ✓ Tool-less HDD tray with HDD LED indicator
- ✓ Dual/Single Expander Backplane Board(s) support SAS3/2 HDDs with 12Gb/s throughput
- ✓ 8x Mini-SAS HD ports for Internal / External Cascading Expander Combination for high performance, high availability or high redundancy requirements
- ✓ 1x IPMI port for Remote System Power on/off and system monitoring
- ✓ Support NTP for time synchronization & RTC battery backup
- ✓ 1600W (1+1) Redundant High-efficiency Platinum Level Power Supplies
- ✓ Optimized cooling w/ 5x 80x38mm rear hot-swap fans
- ✓ Support front LCD panel for system status & error info (Option)
- ✓ Ideal for Cloud backup, data Replication or High density Archive Storage Applications

Specifications

Form Factor	4U Rackmount chassis
Drive Bays	Up to 60x 3.5" hot-swap SAS/SATA drive bay with SES3
Power Supply	2x 1600W redundant Platinum level power supplies with PMBus & I²C
Cooling System	5x 80mm rear hot-swap exhaust PWM fan
Front Panel LEDs	1 Network Activity LEDs, Power Status LED, Power Fail LED, System Information LED
Front Panel Buttons	Power On/Off button; Unit Identification (UID) button
Backplane	Dual/Single Expander Backplane Board(s) support SAS3/2 HDDs with 12Gb/s throughput
Rail	Extendable length: 26.6" to 36.4"
Dimensions	W x H x D: 17.2" (437.04mm) x 7" (178mm) x 30.2" (767mm); 17.2" (437mm) x 7" (178mm) x 35.2" (895mm) with cable management arm installed
Temperature	Operating: 5° ~ 35°C (41° to 95°F) Non-operating: -40° ~ 70°C (-40° to 158°F)
Humidity	Operating: 8 ~ 90% non-condensing Non-operating: 5 ~ 95% non-condensing

Model	Drive	Cooling Fan	Power	+5VSB	+12V	Gross Weight
SC946SE2C-R1K66JBOD	60x 3.5“ hot-swap SAS/SATA w/SES3 (Dual SAS3 expanders w/ mini SAS HD connectors)	5x 8cm Hot-swap Fans	2x 1600W Redundant Platinum Level Power with PMBus & I²C	4A	82A	155 lbs
SC946SE1C-R1K66JBOD	60x 3.5“ hot-swap SAS/SATA w/SES3 (Single SAS3 expander w/ mini SAS HD connectors)	5x 8cm Hot-swap Fans	2x 1600W Redundant Platinum Level Power with PMBus & I²C	4A	82A	155 lbs

Optional Parts	Model Part #	Description
Cables	CBL-SAST-0690 CBL-SAST-0677	2M external Mini SAS HD to external Mini SAS HD 3M external Mini SAS HD to external Mini SAS HD
LCD Module	MCP-210-94602-0B	3.5" LCD display kit for SC946S

SC946ED-JBOD

4U High-Density Top-Loading Storage

JBOD Storage, Up to 90x 3.5" Top-Loading SAS3 Hot-Swap HDDs in 4U

New!

(Front View)

(Rear View)

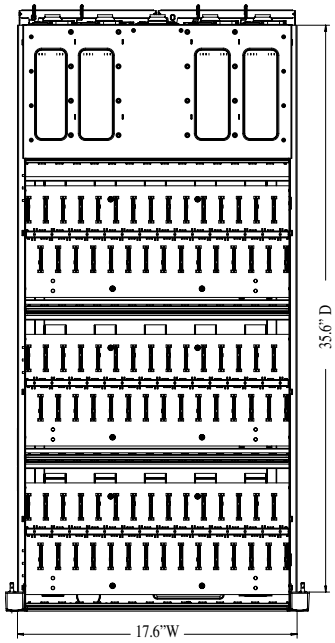

SC946ED-R2KJBOD

Features

■ Black

- ✓ Support 90x 3.5" SAS3 12Gbps Hot-swappable HDDs
- ✓ High performance up to 20Gbps transfer rate
- ✓ Hot-swappable Expanders with redundant BMC for Remote System Power on/off and monitoring
- ✓ Hot-swappable Tool-less Modular Design for Easy Service and Easy Maintenance
- ✓ Tool-less HDD tray with HDD LED indicator
- ✓ Supports up to 4 Hosts with HDD Zoning and individual HDD power cycling
- ✓ Slide rails and Cable Management Arm included

Specifications

Form Factor	4U chassis
Drive Bays	90x 3.5" hot-swap SAS/SATA drive bay with SES 3.0 (2 expanders for dual-port support)
Power Supply	4x 1000W redundant (N+1) high efficient Titanium Level power supplies
Cooling System	5x 80mm high-performance cooling fans
Front Panel LEDs	2 IPMI LEDs, UID, System Information LED, Power Failure LED
Front Panel Buttons	Power On/Off button; Unit Identification (UID) button
Expansion	4x Mini-SAS HD (SFF-8644) per expander module
Rail	Expendable length 28"-34"
Dimensions	W x H x D: 17.6" (447.04mm) x 7" (178mm) x 35.6" (906mm)
Temperature	Operating: 5° ~ 35°C (41° to 95°F) Non-operating: -40° ~ 70°C (-40° to 158°F)
Humidity	Operating: 8 ~ 90% non-condensing Non-operating: 5 ~ 95% non-condensing

Model	Drive	Cooling Fan	Power	+5VSB	+12V	Gross Weight
SC946ED-R2KJBOD	90x 3.5" SAS3 12Gbps Hot-swappable HDDs	5x 8cm Hot-swap Fans	4x 1000W Redundant Titanium Level (96%) Power	4A	100A	225 lbs

Optional Parts	Model Part #	Description
External SAS Cables	CBL-SAST-0690 CBL-SAST-0677	2M external Mini SAS HD to external Mini SAS HD 3M external Mini SAS HD to external Mini SAS HD

SC848E16/A *4U Quad Processor Storage Chassis with up to 24 HDDs & 11 PCI Slots*

High Performance Computing and Scalable Storage

SC848E16-R1K62B - 24x 3.5" HDD bays

SC848E16-R1K62B rear view

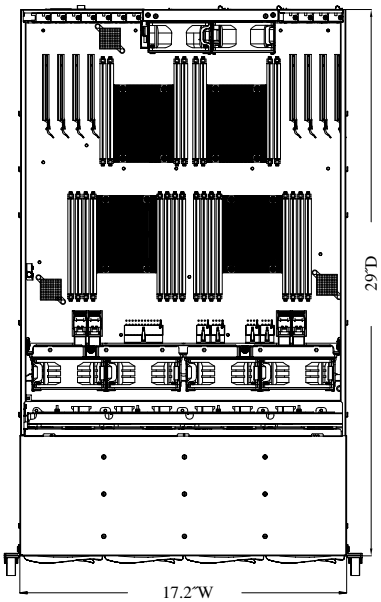

Features

■ Black

- ✓ 1620W (1+1) Platinum Level high-efficiency redundant power supplies (optional 2+1 redundant)
- ✓ Mini-iPass (SFF 8087) connectivity
- ✓ 24x 3.5" hot-swap SAS / SATA HDD bays
- ✓ 11 (7+4)x full-height, full-length AOC expansion slots for quad processors motherboard

Specifications

Form Factor	4U chassis supports motherboard size - up to 17" x 17"
CPU Support	Quad Intel® and AMD processors
Expansion	11(7+4)x full-height, full-length PCI expansion slots
Peripheral Bays	2 optional bays for slim DVD-ROM; or slim floppy drive; or rear-access USB/COM port bay; or 2.5" fixed slim HDD bay
Drive Bays	24x 3.5" hot-swap SAS / SATA HDD bays 2x 3.5" fixed SAS / SATA HDD bays or 2x Dual 2.5" fixed SAS/SATA HDD bays (optional)
Cooling System	4x 92x38mm + 2x 80x38mm hot-swap cooling fans
Front Panel LEDs	Power status LED; Hard drive activity LED; 2x Network activity LEDs; System Information LED
Front Panel Buttons	Power On/Off button, system reset button
Dimensions	W x H x D: 17.2" (437mm) x 7" (178mm) x 29" (737mm) Package: 28" x 18"x 42" (Palletized design)
Rail	Extendable lengths 28" to 33.67"
Temperature	Operating: 5° ~ 35°C (41° to 95°F) Non-operating: -40° ~ 70°C (-40° to 158°F)
Humidity	Operating: 8 ~ 90% non-condensing Non-operating: 5 ~ 95% non-condensing

● Optimized ◑ Compatible ● Optimized low-power configuration ◑ Compatible low-power configuration

Model	MB			PCI I/O	Cooling Fan	Power	+5VSB	+12V	Gross Weight
	X10	X9	X8						
SC848E16-R1K62B	●	●	◑	24x 3.5" hot-swap SAS/SATA w/ SES2; Single SAS2 expander w/ iPASS connectors	4 x 8000rpm fans (middle) 2 x 6500rpm fans (rear)	1620W x2 (or 3) Platinum Level Redundant (1+1)	4	84/100	60 lbs
SC848A-R1K62B	●	●	◑	24x 3.5" hot-swap SAS/SATA	4 x 8000rpm fans (middle) 3 x 6500rpm fans (rear)	1620W x2 (or 3) Platinum Level Redundant (2+1)	4	84/100	60 lbs

Optional Kit	PCI I/O	Description
HDD Bay	MCP-220-00044-0N	Dual 2.5" fixed HDD bay
Short Rail	MCP-290-00058-0N	Quick release rail (extendable 19" to 26.6")

SC847DE1C/E16

4U Extra High-Capacity Storage Chassis

Highest Capacity Double-Sided Storage® up to 72x 3.5" HDDs

New!

(Rear View)
SC847DE16-R2K02LPB with optional rear 2.5" HDD kit

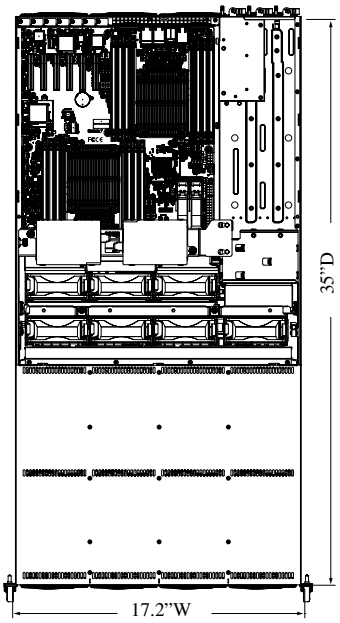

Features

■ Black

- ✓ 4U Highest Capacity Storage Chassis (average 18 x HDD per U), high capacity for cost saving
- ✓ Supports 72 x 3.5" hot-swappable SAS3/SAS2 or SATA3 HDDs with 12/6Gbps throughput plus 2x internal easy-access 2.5" HDDs or SSDs
- ✓ Supports X9 E-ATX DP motherboards with up to 7x Low-Profile PCI-E expansion slots
- ✓ 1280W (2+1) up to 95% efficient digital Platinum Level power supplies or 2000W (1+1) Digital Titanium Level with optional 1000W Battery Backup Power (BBP®) / external 2.5" HDD kit
- ✓ 7x 92mm high efficient hot-swappable fans for best system cooling
- ✓ Optimized for software RAID solution or IT mode storage solution
- ✓ Ideal for Cloud backup, Data Replication or High desnsity Archive Storage Applications

Specifications

Form Factor	4U chassis for motherboard support size 12" x 13"
CPU Support	Dual and Single Intel® processors
Expansion	7x low-profile slots
Drive Bays	2x 2.5" fixed drive bays; optional 2x 2.5" rear hot-swap drive (for SC847DE16-R2K02LPB only) 72x 3.5" hot-swap SAS3/SATA3 drive bay with SES2 (1 expander for single-port support)
Power Supply	3x 1280W Platinum Level power supplies (PWS-1K28P-SQ) / 2x 2000W Titanium Level power supplies
Cooling System	7x 92mm hot-swappable fans
Front Panel LEDs	2 Network Activity LEDs, Fan Fail/System Over Heat LED, HDD activity LED, Power Status LED, Power Fail LED, Unit Identification (UID) LED
Front Panel Buttons	Power On/Off button; System Reset Button
Dimensions	W x H x D: 17.2" (437mm) x 7" (178mm) x 35" (889mm) Package: 27.2" x 17.4" x 39.6" (691 x 442 x 1006mm)
Rail	Extendable lengths: 26.5" to 36.4" (MCP-290-00057-0N)
Temperature	Operating: 5° ~ 35°C (41° to 95°F) Non-operating: -40° ~ 70°C (-40° to 158°F)
Humidity	Operating: 8 ~ 90% non-condensing Non-operating: 5 ~ 95% non-condensing

● Optimized ◑ Compatible ● Optimized low-power configuration ◑ Compatible low-power configuration

Model	MB			PCI I/O	Drive	Cooling Fan	Power	+5VSB	+12V	Gross Weight
	X10	X9	X8							
SC847DE16-R1K28LPB*	●	●	◑	7x LP	2x 2.5" fixed drive bays; 72x 3.5" hot-swap SAS/SATA3 drive bay with SES2 (1 expander for single-port support)	7x 92cm hot-swap fans	3x 1280W Redundant (2+1) Platinum Level power supplies with PMBus	4	83A/106.7A	104 lbs
SC847DE16-R2K02LPB*	●	●	◑	7x LP	2x 2.5" fixed drive bays; 72x 3.5" hot-swap SAS/SATA3 drive bay with SES2 (1 expander for single-port support)	7x 92cm hot-swap fans	2x 2000W Redundant (1+1) Platinum Level power supplies with PMBus	4	83A/106.7A	104 lbs
SC847DE1C-R2K04LPB*	●	●	◑	7x LP	2x 2.5" fixed drive bays; 72x 3.5" hot-swap SAS/SATA3 drive bay with SES2 (1 SAS3 expander for single-port support)	7x 92cm hot-swap fans	2x 2000W Redundant (1+1) Titanium Level power supplies with PMBus	4	83/150	104 lbs

Optional Kit	Model Part #	Description
Cable	CBL-0507L CBL-0508L	Internal Mini iPass to miniSAS HD 800mm cable Internal Mini iPass to miniSAS HD 500mm cable
HDD Kit	MCP-220-84704-0N	Rear 2.5" HDD kit (SC847DE16-R2K02LPB only)
HDD Bracket	MCP-220-84707-0N	3.5" to 2.5" HDD adapter
External SAS Cable	CBL-SAST-0547 CBL-SAST-0548 CBL-SAST-0549 CBL-SAST-0573	External Mini SAS HD to external iPASS 30AWG (0.5M) External Mini SAS HD to external iPASS 30AWG (1M) External Mini SAS HD to external iPASS 30AWG (2M) External Mini SAS HD to external Mini SAS HD 28AWG (1M)

** OEM only - minimum quantity required*

SC847DE2C/E1C/E26/E16-JBOD *4U Double-Sided JBOD Storage Chassis*

JBOD Double-Sided Storage®, Up to 90x 3.5" HDDs in 4U. Ready to Deploy.

TITANIUM

New!

80 PLUS PLATINUM

(Rear View)

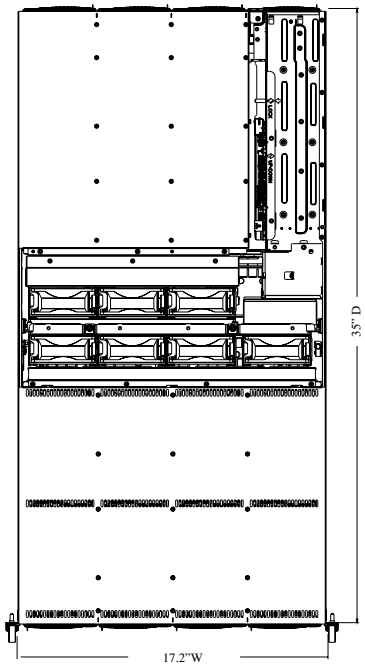

Features

■ Black

- ✓ 4U High Density Storage JBOD Chassis with capacity 90x 3.5" hot-swappable HDDs in 45 drive bays
- ✓ Dual/Single Expander Board and Front/Rear Backplane Boards support SAS3/2 or SATA3 HDDs with 12Gbps throughput
- ✓ 8x Mini-SAS HD ports for Internal / External Cascading Expander Combination for high performance, high availability or high redundancy requirements
- ✓ 1x IPMI port for Remote System Power on/off, wake-on-LAN and system monitoring
- ✓ Support NTP for time synchronization & RTC battery backup
- ✓ 2000W (1+1) 96% efficient Titanium Level power supplies
- ✓ 7x 92mm high efficient hot-swappable fans for best system cooling
- ✓ Ideal for Cloud backup, data Replication or High desnsity Archive Storage Applications

Specifications

Form Factor	4U JBOD storage chassis
Drive Bays	90x 3.5" HDDs in 45x Hot-swap Drive Bays (2x HDD per bay)
Power Supply	2000W Redundant Titanium Level (1+1)
Cooling System	7x 9cm hot-swap cooling fans, redundant cooling
Front Panel LEDs	Power LED, Network Activity LED, System Information LED and Power Failed LED
Front Panel Buttons	Power On/Off button, UID/IPMI IP Reset Button
Dimensions	W x H x D: 17.2"(437mm) x 7"(178mm) x 35"(889mm) Package: 27.2" x 17.4" x 39.6" (691 x 442 x 1006mm)
Rail	Extendable lengths 26.5" to 36.4"
Temperature	Operating: 5° ~ 35°C (41° to 95°F) Non-operating: -40° ~ 70°C (-40° to 158°F)
Humidity	Operating: 8 ~ 90% non-condensing Non-operating: 5 ~ 95% non-condensing

Model	Drive	Cooling Fan	Power	+5VSB	+12V	Gross Weight
SC847DE16-R2K02JBOD	90x 3.5" hot-swap SAS/SATA w/SES2 (Single SAS2 expander w/ mini SAS HD connectors)	7x 9cm hot-swap redundant cooling	2000W Redundant (1+1) Platinum Level	4	92/116	118 lbs
SC847DE26-R2K02JBOD	90x 3.5" hot-swap SAS/SATA w/SES2 (Dual SAS2 expanders w/ mini SAS HD connectors)	7x 9cm hot-swap redundant cooling	2000W Redundant (1+1) Platinum Level	4	92/116	118 lbs
New! **SC847DE1C-R2K04JBOD**	90x 3.5" hot-swap SAS/SATA w/SES2 (Single SAS3 expanders w/ mini SAS HD connectors)	7x 9cm hot-swap redundant cooling	2000W Redundant (1+1) Titanium Level (96%)	4	83/150	118 lbs
New! **SC847DE2C-R2K04JBOD**	90x 3.5" hot-swap SAS/SATA w/SES2 (Dual SAS3 expanders w/ mini SAS HD connectors)	7x 9cm hot-swap redundant cooling	2000W Redundant (1+1) Titanium Level (96%)	4	83/150	118 lbs

Optional Kit	Model Part #	
Short Rail	MCP-290-00058-0N	Quick-release outer rail for 4U (19"~26.6")
External SAS Cable	CBL-SAST-0548 CBL-SAST-0573	External MiniSAS HD to External iPASS (1M) External MiniSAS HD to MiniSAS HD (1M)

SC847(B)E2C/E1C/E26/E16/A *4U Extra High-Density Storage Chassis*

High-Density Double-Sided Storage®

New!
SAS3 (12Gbps)

SC847BE1C/E2C-R1K28LPB

SC847BE1C/E2C-R1K28LPB *(Rear View)*
with optional rear 2.5" HDD kit

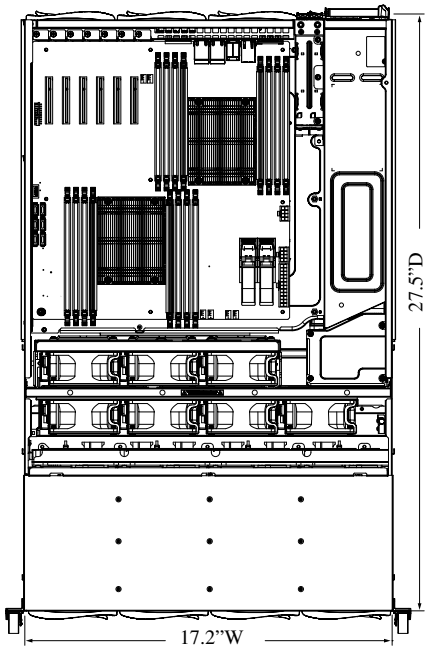

■ Black

Features

- ✓ 36x (24 front + 12 rear) 3.5" hot-swap HDD bays for server chassis
- ✓ 1280W Platinum Level / 1400W Gold Level (1+1) redundant power supplies with PMBus
- ✓ 7x low-profile or 4x full-height + 3x low-profile (UIO/WIO) expansion slots; 7x 8cm (middle) hot-swap cooling fans, redundant cooling
- ✓ E1C: Single SAS3 (12 Gbps) expander backplane; E2C: Dual SAS3 (12 Gbps) expander backplane;
  E16: SAS2 (6Gbps) single expander backplane; E26: SAS2 (6Gbps) Dual expander backplanes
- ✓ Palletized Packing for easy shipping and handling

Specifications

Form Factor	4U chassis support for motherboard size - 13.68" x 13", E-ATX, and ATX
CPU Support	Dual and Single Intel® and AMD processors
Expansion	WB/UB: 4x full-height + 3x low-profile expansion slots; LPB: 7x low-profile expansion slots
Drive Bays	36x (24 front + 12 rear) 3.5" hot-swap HDD bays for server chassis
Peripheral Drives	2x 2.5" rear hot-swap HDD drives bays
Power Supply	1280W Platinum Level / 1400W Gold Level (1+1) redundant power supplies with PMBus
Cooling System	7x 8cm hot-swap cooling fans, redundant cooling
Front Panel LEDs	Power LED, HDD activity LED, 2 Network Activity LEDs, System Information LED and Power Failed LED
Front Panel Buttons	Power On/Off button, system reset button
Dimensions	W x H x D: 17.2"(434mm) x 7"(178mm) x 27.5"(699mm) Package: 27.2" x 17.4" x 39.6" (691 x 442 x 1006mm)
Rail	Extendable lengths 28" to 33.67"
Temperature	Operating: 5° ~ 35°C (41° to 95°F) Non-operating: -40° ~ 70°C (-40° to 158°F)
Humidity	Operating: 8 ~ 90% non-condensing Non-operating: 5 ~ 95% non-condensing

● Optimized ◑ Compatible ● Optimized low-power configuration ◑ Compatible low-power configuration

	Model	MB X10	MB X9	MB X8	PCI I/O	Drive	Cooling Fan	Power	+5VSB	+12V	Gross Weight
	SC847A-R1400UB		◑	●	4x FH + 3x LP	36x (24 front + 12 rear) 3.5" hot-swap SAS/SATA	7x 8cm hot-swap redundant cooling	1400W Redundant (1+1) Gold Level power supplies with PMBus	4	92/116	75 lbs
	SC847A-R1400LPB	◑	◑	●	7x LP						
	SC847E16/E26-R1400UB	◑	◑	●	4x FH + 3x LP	36x (24 front + 12 rear) 3.5" hot-swap SAS/SATA w/ SES2; (Single/Dual SAS2 expander w/ iPASS connectors	7x 8cm hot-swap redundant cooling	1400W Redundant (1+1) Gold Level power supplies with PMBus	4	92/116	75 lbs
	SC847E16/E26-R1400LPB	◑	◑	●	7x LP						
	SC847A/E16/E26-R1K28WB	●	●		4x FH + 3x LP	36x (24 front + 12 rear) 3.5" hot-swap SAS/SATA w/ SES2; (Single/Dual SAS2 expander w/ iPASS connectors	7x 8cm hot-swap redundant cooling	1280W Redundant (1+1) Platinum Level power supplies with PMBus	4	83/106.7	75 lbs
	SC847E16/E26-R1K28LPB	●	●	◑	7x LP	36x (24 front + 12 rear) 3.5" hot-swap SAS/SATA w/ SES2; (Single/Dual SAS2 expander w/ iPASS connectors	7x 8cm hot-swap redundant cooling	1280W Redundant (1+1) Platinum Level power supplies with PMBus	4	83/106.7	75 lbs
New!	**SC847BE1C/E2C-R1K28LPB**	●	●		7x LP	36x (24 front + 12 rear) 3.5" hot-swap SAS3 w/SES3 (Single/Dual SAS3 expander w/ Mini-SAS HD connectors	7x 8cm hot-swap redundant cooling	1280W Redundant (1+1) Platinum Level power supplies with PMBus	4	83/106.7	75 lbs
New!	**SC847BE1C/E2C-R1K28WB**	●	●		4x FH + 3x LP	36x (24 front + 12 rear) 3.5" hot-swap SAS3 w/SES3 (Single/Dual SAS3 expander w/ Mini-SAS HD connectors	7x 8cm hot-swap redundant cooling	1280W Redundant (1+1) Platinum Level power supplies with PMBus	4	83/106.7	75 lbs
New!	**SC847BA-R1K28LPB**	◑	●	◑	7x LP	36x (24 front + 12 rear) 3.5" hot-swap SAS/SATA	7x 8cm hot-swap redundant cooling	1280W Redundant (1+1) Platinum Level power supplies with PMBus	4	106.7A	75 lbs

Optional Kit	Model Part #	Description
External SAS Cable	CBL-0166L CBL-SAST-0573	External iPASS to iPASS cable (1M) External Mini SAS HD to external Mini SAS HD 28AWG (1M)
Rear HDD Kit	MCP-220-82616-0N	12G rear 2.5"x2 HDD Drive Kit w/ Status LED (for 216B/826B/417B/846X/847B/226S/826S)

SC847 E2C/E1C/E26/E16-JBOD

4U Double-Sided JBOD Storage Chassis

JBOD Double-Sided Storage®, Up to 45x HDDs in 4U. Ready to Deploy.

New!
SAS3 (12Gbps)

SC847E2C/E1C/E26/E16-JBOD
Front - 24x 3.5" hot-swap HDDs

SC847E2C-JBOD
Rear - 20x 3.5" hot-swap HDDs

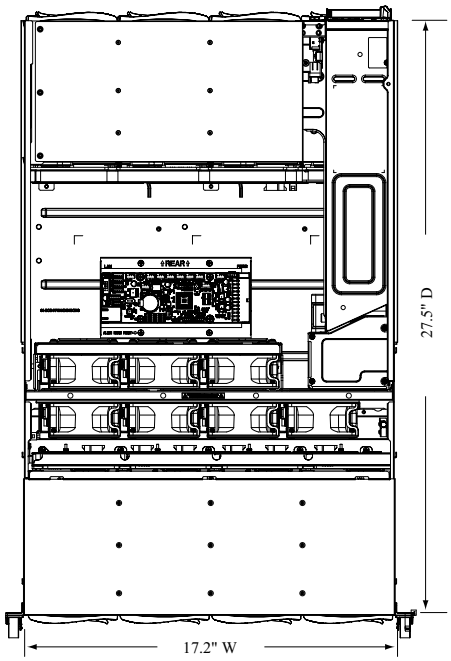

■ Black

Features

- ✓ 44x (24 front + 20 rear) 3.5" hot-swap SAS3 HDD bays with Single/Dual SAS3 expanders w/ MiniSAS HD connectors (SC847E1C/E2C)
- ✓ 45x SAS2 (24 front + 21 rear), or 44x SAS3 (24 front + 20 rear) 3.5" hot-swap HDD bays for JBOD solution
- ✓ 1280W Platinum Level / 1400W Gold Level redundant power supplies with PMBus function
- ✓ 7x 8cm (middle) hot-swap cooling fans, redundant cooling
- ✓ E1C: Single SAS3 (12 Gbps) expander backplane; E2C: Dual SAS3 (12 Gbps) expander backplane; E16: Single SAS2 (6Gbps) expander backplane; E26: Dual SAS2 (6Gbps) expander backplanes
- ✓ JBOD Power Control Board and Internal Connection Cables Included (Remote ON/OFF on SC847E1C/E2C)
- ✓ Palletized Packing for easy shipping and handling

Specifications

Form Factor	4U JBOD storage chassis
Drive Bays	45x SAS2 (24 front + 21 rear), or 44x SAS3 (24 front + 20 rear) 3.5" hot-swap HDD bays for JBOD solution
Power Supply	1280W Platinum Level / 1400W Gold Level redundant power supplies with PMBus function
Cooling System	7x 8cm hot-swap cooling fans, redundant cooling
Front Panel LEDs	Power LED, Network activity LED, System Information LED and Power Failed LED
Front Panel Buttons	Power On/Off button, UID/IPMI IP reset button
Dimensions	W x H x D: 17.2" (434mm) x 7" (178mm) x 27.5" (699mm) Package: 27.2" x 17.4" x 39.6" (691 x 442 x 1006mm)
Rail	Extendable lengths 28" to 33.67"
Temperature	Operating: 5° ~ 35°C (41° to 95°F) Non-operating: -40° ~ 70°C (-40° to 158°F)
Humidity	Operating: 8 ~ 90% non-condensing Non-operating: 5 ~ 95% non-condensing

Model	Drive	Cooling Fan	Power	+5VSB	+12V	Gross Weight
SC847E16-RJBOD1	45x (24 front + 21 rear) 3.5" hot-swap SAS/SATA w/SES2 (Single SAS2 expander w/ iPASS connectors	7x 8cm hot-swap redundant cooling	Redundant (1+1) 1400W Gold Level power supply with PMBus	4	92/116	75 lbs
SC847E16-R1K28JBOD			Redundant (1+1) 1280W Platinum Level Digital power supply with PMBus	4	83/106.7	75 lbs
SC847E26-RJBOD1	45x (24 front + 21 rear) 3.5" hot-swap SAS/SATA w/SES2 (Dual SAS2 expanders w/ iPASS connectors		Redundant (1+1) 1400W Gold Level power supply with PMBus	4	92/116	75 lbs
SC847E26-R1K28JBOD			Redundant (1+1) 1280W Platinum Level Digital power supply with PMBus	4	83/106.7	75 lbs
New! **SC847E1C-R1K28JBOD**	44x (24 front + 20 rear) 3.5" hot-swap SAS3 w/SES3 (Single SAS3 expanders w/ MiniSAS HD connectors		Redundant (1+1) 1280W Platinum Level Digital power supply with PMBus	4	83/106.7	75 lbs
New! **SC847E2C-R1K28JBOD**	44x (24 front + 20 rear) 3.5" hot-swap SAS3 w/SES3 (Dual SAS3 expanders w/ MiniSAS HD connectors		Redundant (1+1) 1280W Platinum Level Digital power supply with PMBus	4	83/106.7	75 lbs

Optional Kit	Model Part #	Description
External SAS Cable	CBL-0166L CBL-SAST-0573	External iPASS to iPASS cable (iM) External Mini SAS HD to external Mini SAS HD 28AWG (1M)

100% Cooling Redundancy, Highly Reliable, Available and Scalable Storage

New!
SAS3 (12Gbps)

SC846BA-R1K28B

SC846 Rear View
(7 Slots)

SC846B Rear View
(Redundant Power, 7 Slots,
w/ optional rear HDD Kit)

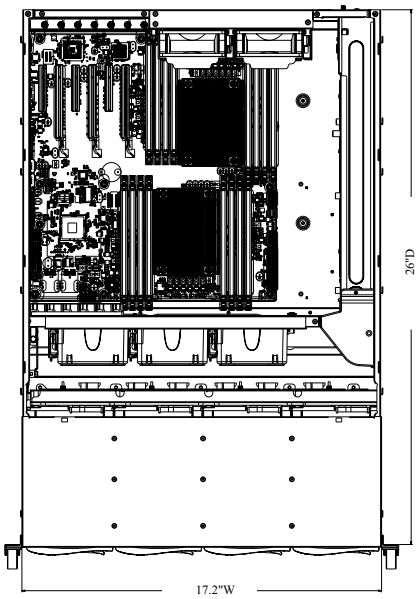

■ Black

Features

- ✓ 100% cooling redundancy, supports up to 24 hot-swap SAS/SATA drive bays
- ✓ Redundant 1280W/920W Platinum Level / 1200W Gold Level / 900W high efficiency power supply & 5 hot-plug redundant cooling fans w/ adjustable air shroud
- ✓ E1C: Single SAS3 (12 Gbps) expander backplane; E2C: Dual SAS3 (12 Gbps) expander backplane; E16: Single SAS2 (6Gbps) expander backplane; E26: Dual SAS2 (6Gbps) expander backplanes
- ✓ Mini-iPass (SFF 8087) connectivity (A/E16/E26 model); MiniSAS HD (SFF 8643) connectivity (E1C/E2C)
- ✓ Can be configured as "JBOD or Headunit"

Specifications

Form Factor	4U chassis support for motherboard size - 13.68"x13" E-ATX, 12" x 13", and 12"x10" ATX
CPU Support	Dual and Single Intel® and AMD processors
Expansion	7 full-height full-length expansion slots
Peripheral Drives	Optional 2x 3.5 HDD; or 1x DVD and 1x 3.5" HDD; or 1x DVD and 2x 2.5" HDD
Cooling System	3x 80x38mm hot-swap cooling fans, 2x 80x32mm exhaust fans & air shroud
Front Panel LEDs	Power LED, Hard Drive Activity LED, 2 Network Activity LEDs, System Information LED & Power Fail LED
Front Panel Buttons	Power on/off button & system reset button
Dimensions	W x H x D: 17.2" (437mm) x 7" (178mm) x 26" (660mm) Package: 34.3" x 26.5" x 13.5"; Palletized Packing: 37.3" x 14.8" x 27" (for R1200 model)
Rail	Extendable lengths 26.5" to 36.4"
Temperature	Operating: 5° ~ 35°C (41° to 95°F) Non-operating: -40° ~ 70°C (-40° to 158°F)
Humidity	Operating: 8 ~ 90% non-condensing Non-operating: 5 ~ 95% non-condensing

● Optimized ◑ Compatible ● Optimized low-power configuration ◑ Compatible low-power configuration

Model	MB X10	MB X9	MB X8	PCI I/O	Drive	Cooling Fan	Power	+5VSB	+12V	Gross Weight
SC846TQ-R900B	◑	◑	●	7 FH/FL	24x 3.5" hot-swap SAS/SATA drive bays	3x 7000rpm fans; 2x 6700rpm fans	Redundant 900W high-efficiency	4	75	80 lbs
SC846A-R1200B	◑	◑	●	7 FH/FL	24x 3.5" hot-swap SAS/SATA drive bays		Redundant 1200W Gold Level high-efficiency	4	83/100	75 lbs
SC846E16-R1200B	◑	◑	●	7 FH/FL	24x 3.5" hot-swap SAS2/SATA drive bays with SES-II, single SAS expander w/ iPass connectors		Redundant 1200W Gold Level high-efficiency	4	83/100	75 lbs
SC846E26-R1200B	◑	◑	●	7 FH/FL	24x 3.5" hot-swap SAS2/SATA drive bays with SES-II, Dual SAS expander w/ iPass connector		Redundant 1200W Gold Level high-efficiency	4	83/100	75 lbs
SC846BA-R1K28B	●	●	◑	7 FH/FL	24x 3.5" hot-swap SAS2/SATA drive bays; optional rear 2x 2.5 HDD		Redundant 1280W Platinum Level high-efficiency	4	83/100	75 lbs
SC846BE16-R1K28B	●	●	◑	7 FH/FL	24x 3.5" hot-swap SAS2/SATA drive bays; optional rear 2x 2.5 HDD with SES-II, single SAS2 expander w/ iPass connector		Redundant 1280W Platinum Level high-efficiency	4	83/100	75 lbs
SC846BE26-R1K28B	●	●	◑	7 FH/FL	24x 3.5" hot-swap SAS2/SATA drive bays; optional rear 2x 2.5 HD-Dwith SES-II, Dual SAS expander w/ iPass connectors		Redundant 1280W Platinum Level high-efficiency	4	83/100	75 lbs
SC846BA-R920B	●	●	◑	7 FH/FL	24x 3.5" hot-swap SAS2/SATA drive bays; optional rear 2x 2.5 HDD		Redundant 920W Platinum Level high-efficiency	4	83/100	75 lbs
SC846BE16-R920B	●	●	◑	7 FH/FL	24x 3.5" hot-swap SAS2/SATA drive bays; optional rear 2x 2.5 HDD with SES-II, single SAS2 expander w/ iPass connector		Redundant 920W Platinum Level high-efficiency	4	83/100	75 lbs
SC846BE26-R920B	●	●	◑	7 FH/FL	24x 3.5" hot-swap SAS2/SATA drive bays; optional rear 2x 2.5 HDD with SES-II, Dual SAS2 expander w/ iPass connectors		Redundant 920W Platinum Level high-efficiency	4	83/100	75 lbs
New! **SC846BE1C-R1K28B**	●	●	◑	7 FH/FL	24x 3.5" hot-swap SAS3 drive bays; optional rear 2x 2.5 HDD with SES-3, single SAS3 expander w/ MiniSAS HD connector		Redundant 1280W Platinum Level high-efficiency	4	83/100	75 lbs
New! **SC846BE2C-R1K28B**	●	●	◑	7 FH/FL	24x 3.5" hot-swap SAS3 drive bays; optional rear 2x 2.5 HDD with SES-3, Dual SAS3 expanders w/ MiniSAS HD connector		Redundant 1280W Platinum Level high-efficiency	4	83/100	75 lbs

Optional Kit	Model Part #	Description
Short Rail	MCP-290-00058-0N	Short rail set, quick release, 19" to 26.6"
HDD Kit	MCP-220-84606-0N	Optional HDD kit for SC846BA/E16/E26 chassis only
DVD Kit	MCP-220-84607-0N	Optional DVD kit for SC846BA/E16/E26 chassis only

SC846BE2C/E1C-JBOD

4U Chassis for JBOD solution

SAS3 (12Gbps)

New!

SC846BE1C/2C-R1K03JBOD



SC 846BE1C/2C-R1K03JBOD (Rear View)

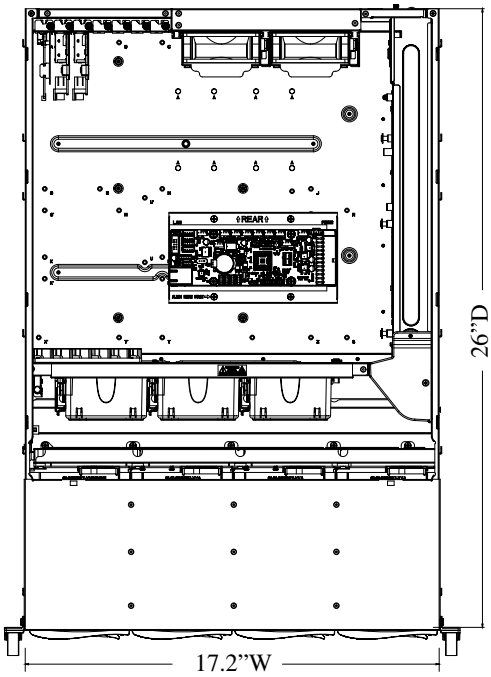

■ Black

Features

- ✓ Ideal for Cloud Backup, Data Replication, or High Density Archive Storage Applications
- ✓ 4U Storage JBOD Chassis with capacity 24 x 3.5" hot-swappable HDDs bays
- ✓ Single/Dual Expanders Backplane Boards support SAS3/2 or SATA3 HDDs with 12Gb/s throughput
- ✓ 8x (Dual Expander) / 4x (Single Expander) Mini-SAS HD ports for Internal / External Cascading Expander Combination for high performance, high availability or high redundancy requirements
- ✓ 1x IPMI port for Remote System Power on/off, wake-on-LAN and system monitoring
- ✓ Support NTP for time synchronization & RTC battery backup
- ✓ Redundant 1000W (1+1) 96% efficient Titanium Level power supplies
- ✓ 5 hot-plug redundant cooling fans

Specifications

Form Factor	4U rackmount chassis
Drive Bays	Up to 24x 3.5" hot-swap HDD bays for JBOD solution
Power Supply	Redundant 1000W Titanium Level (96%) power supplies
Cooling System	3x 8cm hot-swap redundant PWM cooling fans 2x 8cm hot-swap exhaust fans & air shroud
Front Panel LEDs	Power LED, Hard Drive Activity LED, 2 Network Activity LEDs, System Information LED & Power Fail LED
Front Panel Buttons	Power on/off button & system reset button
Dimensions	W x H x D: 17.2" (437mm) x 7" (178mm) x 26" (660mm); Package: 26.7"x 14.8" x 37.3"
Rail	Extendable lengths: 26.5" to 36.4"
Temperature	Operating: 5° ~ 35°C (41° to 95°F) Non-operating: -40° ~ 70°C (-40° to 158°F)
Humidity	Operating: 8 ~ 90% non-condensing Non-operating: 5 ~ 95% non-condensing

	Model	Drive	Power	+5VSB	+12V	Gross Weight
New!	**SC846BE1C-R1K03JBOD**	24x 3.5" hot-swap SAS3 drive bays w/ SES-3, single expander w/ mini SAS HD connector	Redundant 1000W Titanium Level with I²C & PMBus	4A	83A	80 lbs
New!	**SC846BE2C-R1K03JBOD**	24x 3.5" hot-swap SAS3 drive bays w/ SES-3, dual expanders w/ mini SAS HD connectors	Redundant 1000W Titanium Level with I²C & PMBus	4A	83A	80 lbs

Optional Kit	Model Part #	Description
Cable	CBL-SAST-0573 CBL-SAST-0690 CBL-SAST-0677	External mini SAS HD to external mini SAS HD cable 28AWG (1M) External mini SAS HD to external mini SAS HD cable 28AWG (2M) External mini SAS HD to external mini SAS HD cable 28AWG (3M)
Converter Tray	MCP-220-00118-0B	Black gen-5.5 tool-less hot-swap 3.5"-to-2.5" converter tray

SC846XE2C/E1C/A

4U 13-Slot Storage Chassis with BBP® Support

SAS 3.0 (12Gbps), 24 HDD Storage in 4U w/ BBP® Support, Up to 13 expansion slots

New!

SC846XE2C/E1C-R1K23B

SC846X Rear View (13 FH/FL slots), BBP® Support

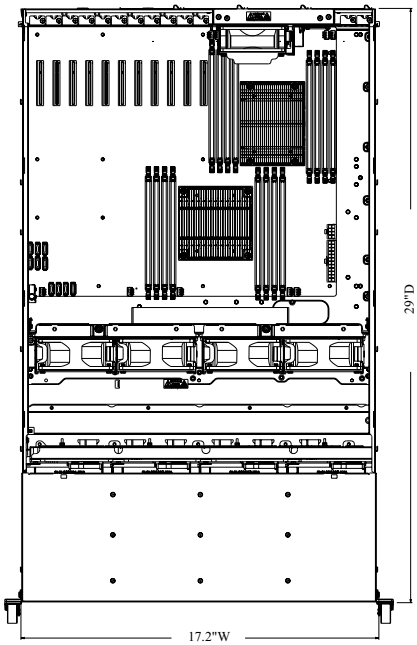

■ Black

Features

- ✓ 100% cooling redundancy, supports up to 24 hot-swap SAS/SATA drive bays
- ✓ Redundant 1200W Titanium Level redundant cooling fans w/ adjustable air shroud
- ✓ E1C: Single SAS3 (12 Gbps) expander backplane; E2C: Dual SAS3 (12 Gbps) expander backplane
- ✓ MiniSAS HD (SFF 8643) connectivity (E1C/E2C)
- ✓ Can be configured as "JBOD or Headunit"
- ✓ Support two 1000W BBP
- ✓ Mini-iPass (SFF8087) connectivity (A model)

Specifications

Form Factor	4U chassis support for motherboard size - 13.68"x13" E-ATX, 12"x10" ATX, and 15.2" x 13.2"
CPU Support	Dual and Single Intel® and AMD processors
Expansion	Up to 13 full-height & full-length expansion slots
Drive Bays	24x 3.5" hot-swap HDD drive bays
Peripheral Drives	2x 2.5" hot-swap HDDs (optional); 2x 3.5" fixed or 4x 2.5" fixed HDDs (optional)
Cooling System	4x 92x38mm hot-swap cooling fans, 1x 80x32mm exhaust fans & air shroud
Front Panel LEDs	Power LED, Hard Drive Activity LED, 2 Network Activity LEDs, System Information LED & Power Fail LED
Front Panel Buttons	Power on/off button & system reset button
Dimensions	W x H x D: 17.2" (437mm) x 7" (178mm) x 29" (736.6mm) Package: 28" x 18" x 42" (Palletized design)
Rail	Extendable lengths 26.5" to 36.4"
Temperature	Operating: 5° ~ 35°C (41° to 95°F) Non-operating: -40° ~ 70°C (-40° to 158°F)
Humidity	Operating: 8 ~ 90% non-condensing Non-operating: 5 ~ 95% non-condensing

● Optimized ◑ Compatible ● Optimized low-power configuration ◑ Compatible low-power configuration

	Model	MB X10	MB X9	MB X8	PCI I/O	Drive	Cooling Fan	Power	+5VSB	+12V	Gross Weight
New!	**SC846XA-R1K23B**	●	●	◑	up to 13x FH/FL	24x 3.5" hot-swap SAS2/SATA3 drive bays with SES2	4x 7000rpm fans; 2x 6700rpm fans	Redundant 1280W Titanium Level high-efficiency	4	83/100	75 lbs
New!	**SC846XE1C-R1K23B**	●	●	◑	up to 13x FH/FL	24x 3.5" hot-swap SAS3 drive bays; optional rear 2x 2.5 HDD with SES-3, single SAS3 expander w/ mini SAS HD connector		Redundant 1200W Titanium Level high-efficiency	4	83/100	75 lbs
New!	**SC846XE2C-R1K23B**	●	●	◑	up to 13x FH/FL	24x 3.5" hot-swap SAS3 drive bays; optional rear 2x 2.5 HDD with SES-3, Dual SAS3 expander w/ mini SAS HD connectors		Redundant 1200W Titanium Level high-efficiency	4	83/100	75 lbs

Optional Kit	Model Part #	Description
Short Rail	MCP-290-00058-0N	Short rail set, quick release, 19" to 26.6"
Rear HDD Kit	MCP-220-82616-0N	12G rear 2.5"x2 HDD Drive Kit w/ Status LED (for 216B/826B/417B/846X/847B/226S/826S)
Battery Backup Power	PWS-1K03B-1R	DC 1KW Battery Backup Power

SC842XTQ/TQ/i

Embedded / IPC Short-Depth Enclosures with 11 PCI Slots

SC842XTQ-R606B

SC842XTQ-R606B

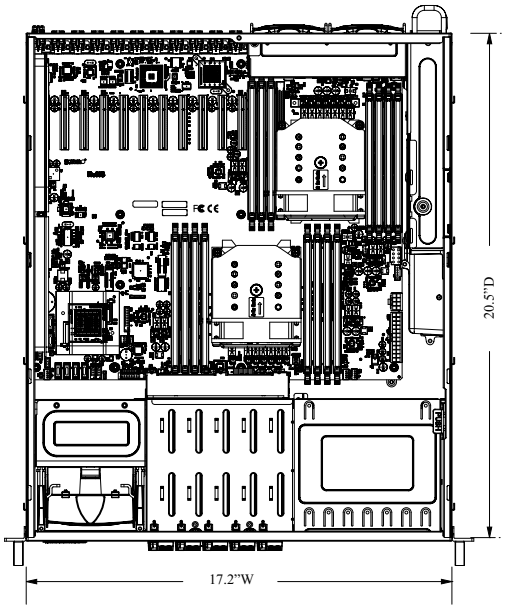

SC842TQ/I Rear View
(Single PS2 Power, 7 Slots)

SC842XTQ Rear View
(Redundant Power, 11 Slots,
w/ optional rear fans module for PCI slots)

Features

■ Black

- ✓ 500W/665W/865W single power supply or 600W redundant power supplies
- ✓ 5x 3.5" hot-swap SAS/SATA HDD bays, 3x 5.25" drive bays
- ✓ 7x (SC842TQ/I) or 11x (SC842XTQ) full-height expansion slots

Specifications

Form Factor	4U rackmount chassis 20.5” depth, optimized for 12"x13" E-ATX/ATX/Micro-ATX motherboards (SC842TQ/I); or, 15.2"x 13.2" motherboard (SC842XTQ)
CPU Support	Dual and Single Intel® and AMD processors
Expansion	7x (SC842TQ/I) or 11x (SC842XTQ) full-height expansion slots
Drive Bays	SC842TQ/SC842XTQ: 5x3.5" hot-swap SAS/SATA drive bays; SC842i: 5x3.5" internal SAS/SATA drive bays
Peripheral Drives	2x front USB Ports, 1x front COM port, 1x slim DVD-ROM drive bay, and 3x 5.25" drive bays
Power Supply	SC842TQ/I: 500W/665W/865W power supply with SMBus function; SC842XTQ: 600W redundant Platinum Level power supplies w/ PMBus
Cooling System	1x 9cm (5000rpm) cooling fan, 2x 8cm (5000rpm) exhaust fans
Front Panel LEDs	Power LED, Hard Drive Activity LED, 2 Network Activity LEDs, System Information LED & Power Fail LED
Front Panel Buttons	Power On/Off button, system reset button
Dimensions	W x H x D: 17.2"x 7"x 20.5" (437 x 178 x 521mm) Package: 26.4"x 13.8"x 31.5" (670 x 350 x 800mm)
Rail (optional)	Extendable lengths: 26.5" to 36.4" (MCP-290-00057-0N); 19" to 26.6" (MCP-290-00058-0N)
Temperature	Operating: 5° ~ 35°C (41° to 95°F) Non-operating: -40° ~ 70°C (-40° to 158°F)
Humidity	Operating: 8 ~ 90% non-condensing Non-operating: 5 ~ 95% non-condensing

● Optimized ◑ Compatible ● Optimized low-power configuration ◑ Compatible low-power configuration

Model	MB		PCI I/O	Drive	Cooling Fan	Power	+5VSB	+12V	Gross Weight
	X9	X8							
SC842TQ-865B	●	●	7x FH	5x 3.5” SAS/SATA	1x 90mm 5000rpm cooling fan 2x 80mm 5000rpm exhaust fans	865W w/ SMBus	6.5	70	25 lbs
SC842TQ-665B	●	●	7x FH	5x 3.5” SAS/SATA	1x 90mm 5000rpm cooling fan 2x 80mm 5000rpm exhaust fans	665W Bronze Level	6	54	25 lbs
SC842i-500B	●	●	7x FH	Internal 5x 3.5” SAS/SATA	1x 90mm 5000rpm cooling fan 2x 80mm 5000rpm exhaust fans	500W Bronze Level	3	41	25 lbs
SC842XTQ-R606B	●	●	11x FH	5x 3.5” SAS/SATA	1x 90mm 5000rpm cooling fan 2x 80mm 5000rpm exhaust fans	600W Redundant Platinum Level w/ PMBus	6	54	46 lbs

Optional Kit	Model Part #	Description
Rail	MCP-290-00057-0N MCP-290-00058-0N	Quick-release outer rail for 4U (26.5”~36.4”) Quick-release outer rail for 4U (19”~26.6”)
LCD Kit	MCP-220-00095-0B	5.25" USB LCD Kit
Add-on Card Holder (7 Slots)	MCP-420-84202-0N	Add-on card holder (7 slots) for SC842TQ/I
Add-on Card Holder (11 Slots)	MCP-290-74702-0N	Add-on card holder (11 slots) for SC842XTQ
Rear Fan Kit 1	MCP-320-00046-0N-KIT	Rear Fan Kit (8.2Krpm fan) for SC747B/835X/836GH
Rear Fan Kit 2	MCP-320-00047-0N-KIT	Rear Fan Kit (5Krpm fan) for SC745B/835B/836BH
GPU/Xeon® Phi™ Power Adapter Cable	CBL-0153L	6pin GPU/Xeon® Phi™ Power Adapter Cable from PDB 2x big 4pin, 16cm

SC418E16

4U Quad Processor Storage Chassis with up to 48 HDDs & 11 PCI Slots

High Performance Computing and Scalable Storage

SC418E16-R1K62B2 - 48x 2.5" HDD bays

SC418E16-R1K62B rear view

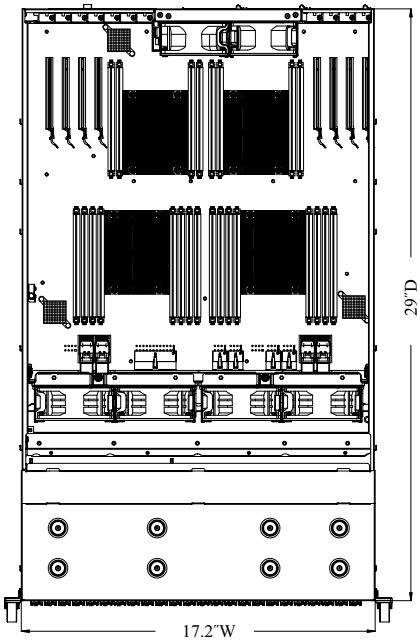

Features

■ Black

- ✓ 1620W (1+1) Platinum Level high-efficeincy redundant power supplies (optional 2+1 redundant)
- ✓ Mini-iPass (SFF 8087) connectivity
- ✓ 24x 2.5" hot-swap SAS/SATA HDD bays (up to 48x 2.5" HDDs)
- ✓ 11 (7+4)x full-height, full-length AOC expansion slots for quad processors motherboard

Specifications

Form Factor	4U chassis supports motherboard size - up to 17" x 17"
CPU Support	Quad Intel® and AMD processors
Expansion	11 (7+4)x full-height, full-length PCI expansion slots
Peripheral Bays	2 optional bays for slim DVD-ROM; or slim floppy drive; or rear-access USB/COM port bay; or 2.5" fixed slim HDD bay
Drive Bays	24x 2.5" hot-swap SAS / SATA HDD bays (up to 48x 2.5" HDDs) 2x 3.5" fixed SAS / SATA HDD bays or 2x Dual 2.5" fixed SAS/SATA HDD bays (optional)
Cooling System	4x 92x38mm + 2x 80x38mm hot-swap cooling fans
Front Panel LEDs	Power status LED; Hard drive activity LED; 2x Network activity LEDs; System Information LED
Front Panel Buttons	Power On/Off button, system reset button
Dimensions	W x H x D: 17.2" (437mm) x 7" (178mm) x 29" (737mm) Package: 28" x 18"x 42" (Palletized design)
Rail	Extendable lengths 28" to 33.67"
Temperature	Operating: 5° ~ 35°C (41° to 95°F) Non-operating: -40° ~ 70°C (-40° to 158°F)
Humidity	Operating: 8 ~ 90% non-condensing Non-operating: 5 ~ 95% non-condensing

● Optimized ◑ Compatible ● Optimized low-power configuration ◑ Compatible low-power configuration

Model	MB			PCI I/O	Cooling Fan	Power	+5VSB	+12V	Gross Weight
	X10	X9	X8						
SC418E16-R1K62B	●	●	◑	24x 2.5" hot-swap SAS/SATA w/ SES2; Single SAS2 expander w/ iPASS connectors	4 x 8000rpm fans (middle) 2 x 6500rpm fans (rear)	1620W x2 (or 3) Platinum Level Redundant (1+1)	4	84/100	58 lbs
SC418E16-R1K62B2*	●	●	◑	48x 2.5" hot-swap SAS/SATA w/ SES2; Single SAS2 expander w/ iPASS connectors	4 x 8000rpm fans (middle) 2 x 6500rpm fans (rear)	1620W x2 (or 3) Platinum Level Redundant (1+1)	4	84/100	60 lbs

Optional Kit	PCI I/O	Description
HDD Bay	MCP-220-00044-0N	Dual 2.5" fixed HDD bay
Short Rail	MCP-290-00058-0N	Quick release rail (extendable 19" to 26.6")

** For OEM only, minimum quantity required*

Double-Sided Storage®, Up to 72x 2.5" HDDs in 4U

New!
SAS3
12Gbps

SC417BE2C/E1C-R1K28LPB Front view
With 48x 2.5" HDDs

SC417BE2C/E1C-R1K28LPB Rear view
With 24x 2.5" HDDs

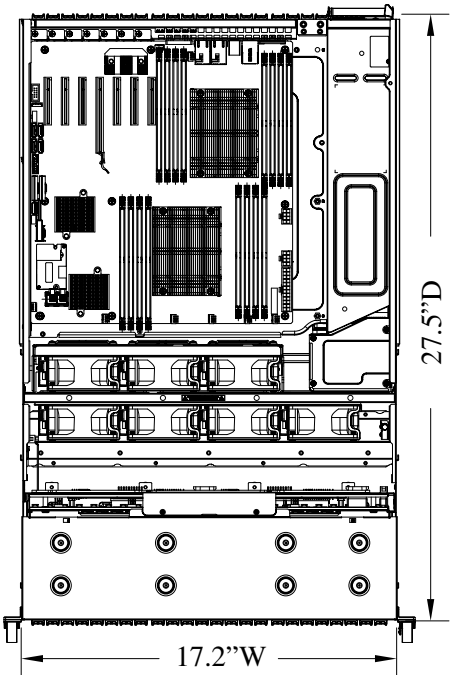

Features

■ Black

- ✓ SC417BE1C/E2C: SAS3 (12Gbps) HDD backplane with MiniSAS HD connectors
- ✓ Extremely high-density 4U storage server chassis (saves 2U space)
- ✓ Maximum drives per enclosure: 72x (48 front + 24 rear) 2.5" hot-swap HDD bays for server chassis
- ✓ E16: SAS2 (6Gbps) single expander backplane; E26: SAS2 (6Gbps) Dual expander backplanes
- ✓ E1C: SAS3 (12Gbps) single expander backplane; E2C: SAS3 (12Gbps) dual expander backplanes
- ✓ 1280W Platinum Level / 1400W Gold Level (1+1) redundant power supplies with PMBus
- ✓ Optimized thermal solution with 100% redundant cooling design

Specifications

Form Factor	4U Chassis supports max. motherboard size - 13.68" x 13", E-ATX
CPU Support	Single & Dual Intel® and AMD processors
Expansion	7x low-profile or 4 Full-height + 3x low-profile (WIO) expansion slots
Drive Bays	72x (48 front + 24 rear) 2.5" hot-swap HDD bays for server chassis
Power Supply	1280W Platinum Level / 1400W Gold Level (1+1) redundant power supplies with PMBus
Cooling System	7x 8cm hot-swap cooling fans, Redundant Cooling
Front Panel LEDs	Power LED, HDD activity LED, 2 Network Activity LEDs and Unit Identification (UID) LED, System Information LED
Front Panel Buttons	Power On/Off button, system reset button, UID button
Dimensions	W x H x D: 17.2" x 7" x 27.5" (434 x 178 x 699mm) Package: 27.2" x 17.4" x 39.6" (691 x 442 x 1006mm)
Backplane	HDD Backplane supports 72x SAS/SAS2/SAS3 hard drives (48x front + 24x rear)
Temperature	Operating: 5° ~ 35°C (41° to 95°F) Non-operating: -40° ~ 70°C (-40° to 158°F)
Humidity	Operating: 8 ~ 90% non-condensing Non-operating: 5 ~ 95% non-condensing

● Optimized ◑ Compatible ● Optimized low-power configuration ◑ Compatible low-power configuration

Model	MB X10	MB X9	MB	PCI I/O	Drive	Cooling Fan	Power	+5VSB	+12V	Gross Weight
SC417E16/E26-R1400LPB	◑	◑	●	7x LP	72x (48 front + 24 rear) 2.5" hot-swap SAS/SATA E16: Single expander w/iPASS connector E26: Dual expanders w/iPASS connector E1C: Single SAS3 expander w/ MiniSAS HD connector E2C: Dual SAS3 expander w/ MiniSAS HD connector	7x 8cm hot-swap redundant cooling	Redundant (1+1) 1400W Gold Level power supplies with PMBus	4	92/116	80 lbs
New! **SC417BE1C/E2C-R1K28LPB**	●	●		7x LP			Redundant (1+1) 1280W Platinum Level power supplies with PMBus 1.2	4	92/116	80 lbs
New! **SC417BE1C/E2C-R1K28WB**	●	●		4x FH + 3x LP				4	92/116	80 lbs

Optional Kit	PCI I/O	Description
Rear HDD Kit	MCP-220-82616-0N	12G rear 2.5"x2 HDD Drive Kit w/ Status LED (for 216B/826B/417B/846X/847B/226S/826S)

SC417JBOD

4U Double-Sided JBOD Storage Chassis

JBOD Double-Sided Storage®, Up to 72x 2.5" HDDs in 4U. Ready to Deploy.

New!
SAS3
12Gbps

Front View - 48x 2.5" HDDs

Rear View - 24x 2.5" HDDs

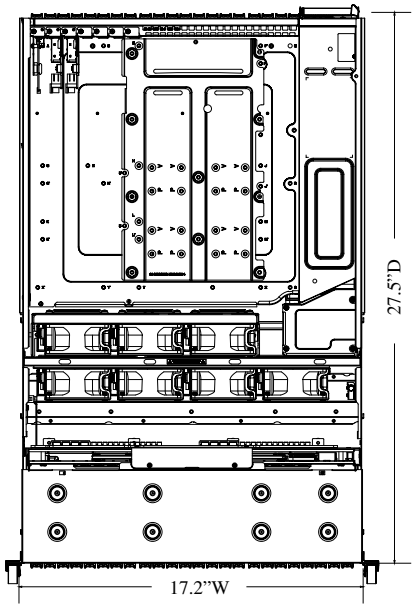

Features

■ Black

- ✓ Extremely high-density 4U storage server chassis
- ✓ Maximum drives per enclosure: 72x (48 front + 24 rear) 2.5" hot-swap HDD bays for server chassis
- ✓ E1C: SAS3 (12Gbps) single expander backplane; E2C: SAS3 (12Gbps) dual expander backplanes
- ✓ 1200W Titanium Level (1+1) redundant power supplies with PMBus 5. Optimized thermal solution with 100% redundant cooling design

Specifications

Form Factor	4U JBOD storage chassis
Drive Bays	72x (48 front + 24 rear) 2.5" hot-swap HDD bays for server chassis
Power Supply	Redundant 1U 1200W/1000W Titanium Level Power Supply W/PMbus
Cooling System	7x 8cm hot-swap redundant PWM cooling fans
Front Panel LEDs	1 Network Activity LEDs, Fan Fail/System Over Heat LED, Power Status LED
Front Panel Buttons	Power On/Off button; System Reset Button; Unit Identification (UID) button
Dimensions	W x H x D: 17.2" (437mm) x 7" (178mm) x 27.5" (699mm); Package: 27.2" x 17.4" x 39.6" (691 x 442 x 1006mm)
Backplane	Dual/single SAS3 (12Gbps) expander backplane, with LSI® SAS3 expander, support 24x 2.5" SAS3/SATA3 drives, with 8x mini-SAS3 HD connectors, 3x backplanes (2x Front and 1x Rear)
Temperature	Operating: 5° ~ 35°C (41° to 95°F) Non-operating: -40° ~ 70°C (-40° to 158°F)
Humidity	Operating: 8 ~ 90% non-condensing Non-operating: 5 ~ 95% non-condensing

Model	Drive	Cooling Fan	Power	+5VSB	+12V	Gross Weight
SC417BE1C-R1K23JBOD	72x (48 front + 24 rear) SAS3 2.5" hot-swap drive bays; Single SAS3 expander with 8x mini-SAS3 HD connectors, 3x backplanes (2x Front and 1x Rear)	7x 8cm hot-swap redundant cooling	Redundant (1+1) 1200W/1000W Titanium Level power supply with PMBus	4	100A	80 lbs
SC417BE2C-R1K23JBOD	72x (48 front + 24 rear) SAS3 2.5" hot-swap drive bays; Dual SAS3 expander with 8x mini-SAS3 HD connectors, 3x backplanes (2x Front and 1x Rear)	7x 8cm hot-swap redundant cooling	Redundant (1+1) 1200W/1000W Titanium Level power supply with PMBus	4	100A	80 lbs

Optional Kit	Model Part #	Description
Cables	CBL-SAST-0573 CBL-SAST-0690 CBL-SAST-0677	External mini SAS HD to external mini SAS HD cable 28AWG (1M) 2m external Mini SAS HD to external mini SAS HD.28AWG,RoHS/REACH 3m external Mini SAS HD to external mini SAS HD.28AWG,RoHS/REACH

SC748TQ

4U Tower/Rackmount High-End Quad-Processor Chassis

SC748TQ-R1K43B

SC748TQ-R1K43B
(Rear View)

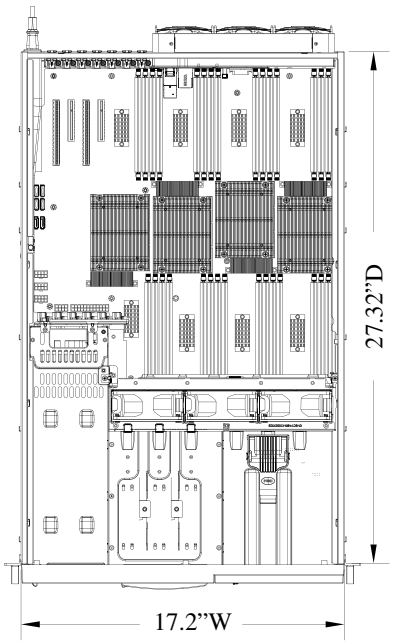

■ Black

Features

- ✔ Expandable hot-swap drive bays, 7 expansion slots
- ✔ 1400W Platinum Level / 1400W Gold Level (1+1) redundant high-efficiency power supply (optional 2+1 redundant)

Specifications

Form Factor	4U/Tower chassis support for Quad-Processor motherboard max. size - 16.48" x 14.3"; 16.4" x 16.79"
CPU support	Quad Intel® and AMD processors
Expansion	7 full-height & full-length expansion slots
Peripheral Drives	2 front USB ports
Drive Bays	5x hot-swap SAS/SATA drive bays & 3x 5.25" drive bays or optional CSE-M35TQ mobile rack support
Cooling System	3x 9cm hot-swap cooling fans & 3x 8cm exhaust fans
Front Panel LEDs	Power LED, hard drive activity LED, 2 network activity LEDs, system information LED & power fail LED
Front Panel Buttons	Power On/Off button & System Reset button
Dimensions	W x H x D: 18.3"(467mm) x 7"(178mm) x 28.4" (721mm) (w/ workstation top cover and feet) W x H x D: 17.2"(437mm) x 7"(178mm) x 27.32" (694mm) (rackmount) Package: 38.4" x 26.6" x 13.8"
Rail (optional)	26.5" to 36.4" (MCP-290-00059-0B)
Temperature	Operating: 5° ~ 35° C (41° to 95° F) Non-operating: -40° ~ 70° C (-40° to 158° F)
Humidity	Operating: 8 ~ 90% non-condensing Non-operating: 5 ~ 95% non-condensing

● Optimized ◑ Compatible ● Optimized low-power configuration ◑ Compatible low-power configuration

Model	MB			Drive	Power Supply	+5VSB	+12V	Gross Weight
	X10	X9	X8					
SC748TQ-R1K43B	●	●	◑	5x 3.5" SAS / SATA Hard Drive Backplane	1400W Platinum Level redundant high-efficiency w/I²C	6	100/117	72 lbs
SC748TQ-R1400B	◑	◑	●	5x 3.5" SAS / SATA Hard Drive Backplane	1400W Gold Level redundant high-efficiency w/I²C	6	100/117	72 lbs

Optional Kit	Model Part #	Description
Mobile Rack	CSE-M35TQ CSE-M28SAB-OEM	SATA Mobile Rack 3x 5.25" Openings to 5x 3.5" Drives SAS/SATA Mobile Rack 2x 5.25" Openings to 8x 2.5" Drives
Mounting Rails	MCP-290-00059-0B	4U Chassis Rail Kit (Includes Side Handles) for Rev. K above Chassis
Short Rail	MCP-290-00058-0N	19"~26.6" for Rev. K above chassis

SC747BTQ/TQ/TG

4U/Tower Chassis with 11x PCI-E Expansion Slots

Up to 11 PCI-E FH/FL Expansion Slots, or 4 Double-Width GPUs + 2 FH/FL & 1 FH/HL I/O Cards

SC747BTQ-R1K62B

SC747TQ rear view
(11 FH/FL slots)

SC747TG-SQ rear view
(9 FH/FL slots)
FCC Class B

SC747BTQ rear view
(11 FH/FL slots
w/ optional rear fan module
for PCI slots)

■ Black

Features

- ✔ Redundant (1+1) 1620W Platinum Level (94%) / 1400W Gold Level (93%+) high-efficiency power supply with PMBus support
- ✔ 4 sets of 6-pin + 8-pin power connector for high-end graphic cards
- ✔ 8x 3.5" hot-swap SAS / SATA HDD drive bays, 1x fixed 3.5" device bay, 3x 5.25" device bays
- ✔ SC747TQ: 11x full-height, full-length PCI-E expansion slots, supports 4x double-width GPUs + 2 FH/FL & 1 FH/HL I/O cards;
  SC747BTQ: 11x full-height, full-length PCI-E expansion slots, supports 4x double-width Passive GPUs;
  SC747TG: 9x full-height, full-length PCI-E expansion slots, supports 4x double-width GPUs

Specifications

Form Factor	4U tower/rackmount chassis supports motherboards: 15.2"x13.2" (SC747TQ/BTQ); 13.68"x13.2" (SC747TG)
CPU Support	Dual and Single Intel® and AMD processors
Expansion	SC747TQ/BTQ: 11x full-height, full-length expansion slots; SC747TG: 9x full-height, full-length expansion slots
Peripheral Drives	90-degree rotatable module, 3x 5.25" drive bays, 1x fixed 3.5" drive bay
Drive bays	8x 3.5" hot-swap SAS / SATA HDD drive bays
Cooling System	SC747TQ: 4x 92mm hot-swap fans and 2x 80mm rear hot-swap exhaust PWM fans; SC747BTQ: 4x 92mm hot-swap fans and 4x 80mm rear hot-swap exhaust PWM fans; SC747TG: 2x 92mm hot-swap fans and 2x 80mm rear hot-swap exhaust PWM fans
Front Panel LEDs	Power LED, Hard Drive Activity LED, 2 Network Activity LEDs, System Information LED & Power Fail LED
Front Panel Buttons	Power on/off button & system reset button
Backplane	8x 3.5" SAS / SATA HDD Backplane
Dimensions	W x H x D: 18.2"(462mm) x 7"(178mm) x 26.5" (673mm) (w/ workstation top cover) W x H x D: 17.2"(437mm) x 7"(178mm) x 26.5" (673mm) (rackmount) Package: 27.2"W (691mm) x 13"H (330mm) x 38.2"D (970mm)
Rail	Extendable length of 26.5" to 36.4"
Temperature	Operating: 5° ~ 35°C (41° to 95°F) Non-operating: -40° ~ 70°C (-40° to 158°F)
Humidity	Operating: 8 ~ 90% non-condensing Non-operating: 5 ~ 95% non-condensing

● Optimized ◑ Compatible ● Optimized low-power configuration ◑ Compatible low-power configuration

Model	MB			MB Supported	Drive	Cooling Fan	Power	+5VSB	+12V	Gross Weight
	X10	X9	X8							
SC747TQ-R1400B	●	●	●	Up to 15.2" x 13.2"	8x 3.5" hot-swap SAS / SATA HDD	4x 92mm hot-swap fans and 2x 80mm hot-swap exhaust fans	Redundant (1+1) 1400W Gold Level high-efficiency w/ PMBus	4	92/116	62 lbs
SC747TG-R1400B-SQ	●	●	●	Up to 13.68" x 13.2"	8x 3.5" hot-swap SAS / SATA HDD	2x 92mm hot-swap fans and 2x 80mm hot-swap exhaust fans	Redundant (1+1) 1400W Gold Level high-efficiency w/ PMBus, FCC Class B	4	92/116	62 lbs
SC747TQ-R1620B	●	●	●	Up to 15.2" x 13.2"	8x 3.5" hot-swap SAS / SATA	4x 92mm hot-swap fans and 2x 80mm hot-swap exhaust fans	Redundant (1+1) 1620W Platinum Level high-efficiency w/ PMBus	4	84/100/135	62 lbs
SC747BTQ-R1K62B	●	●	●	Up to 15.2" x 13.2"	8x 3.5" hot-swap SAS / SATA	4x 92mm hot-swap fans and 4x 80mm hot-swap exhaust fans	Redundant (1+1) 1620W Platinum Level high-efficiency w/ PMBus	4	84/100/135	62 lbs

Optional Kit	Model Part #	Description
Rail	MCP-290-00059-0B	4U ball bearing quick release rail kit (includes silver side handles), extendable length 26.5"~36.4"
Short Rail	MCP-290-00058-0N	Quick release rail (ball bearing) extendable length 19"~26.6"
Cable	CBL-0153L	2 x 4pin to 1 x 6pin GPU/Xeon® Phi™ power adapter cable, 16cm
LCD Kit	MCP-220-00095-0B	5.25" USB LCD Kit
Add-on Card Holder (11 slots)	MCP-290-74702-0N	Add-on Card Holder (11 slots) for SC747TQ
Add-on Card Holder (9 slots)	MCP-290-74705-0N	Add-on Card Holder (9 slots) for SC747TG
Rear Fan Kit	MCP-320-00046-0N-KIT	Rear Fan Kit (8.2Krpm fan) for SC747B/835X/836BH
GPU/Add-on Card Dummy	MCP-240-00096-0N	SC747B GPU/Add-on Card Dummy Assembly (2 slots) - single pack

SC745(B)TQ

4U/Tower High-Performance Workstation/Server Chassis

SC747BTQ-R1K28B-SQ

SC745TQ-R1200B

SC745TQ rear view
(7 FH/FL Expansion Slots)

SC745TQ rear view
(w/ optional rear fan module for PCI slots)

Features

■ Black

- ✔ Optional rear fan module for 100% cooling redundancy
- ✔ Redundant (1+1) 1280W/920W Platinum Level (94.3%+) high-efficiency power supplies w/ PMBus
- ✔ 8x 3.5" hot-swap SAS/SATA HDD drive bays
- ✔ 3x 5.25" device cage with 90-degree rotatable module

Specifications

Form Factor	4U chassis supports motherboard size up to 13.68" x 13"
CPU Support	Dual and Single Intel® and AMD processors
Expansion	7 tool-less full-height & full-length expansion slots
Peripheral Drives	2x USB 2.0 ports (800/900/1200W); 2x USB 3.0 ports (1K28W); 3x 5.25" drive bays
Drive bays	8x 3.5" hot-swap SAS/SATA HDD bays
Cooling System	3x 8cm(5000rpm) hot-swap cooling fans + 2x 8cm(5000rpm) hot-swap exhaust fans; 2x 8cm(2800rpm) hot-swap cooling fans + 1x 9cm(2700rpm) exhaust fan (SQ)
Front Panel LEDs	Power LED, Hard Drive Activity LED, 2 Network Activity LEDs, System Information LED & Power Fail LED
Front Panel Buttons	Power on/off button & system reset button
Backplane	8x 3.5" SAS / SATA HDD Backplane
Dimensions	W x H x D: 17.8"(452mm) x 7"(178mm) x 25.5" (648mm) (w/ workstation top cover) W x H x D: 16.65"(423mm) x 7"(178mm) x 25.5" (648mm) (rackmount) Package: 24.6"(625mm) x 14"(356mm) x 31.3"(795mm)
Rail	Extendable length 26"(660mm) to 35.9"(912mm)
Temperature	Operating: 5° ~ 35°C (41° to 95°F) Non-operating: -40° ~ 70°C (-40° to 158°F)
Humidity	Operating: 8 ~ 90% non-condensing Non-operating: 5 ~ 95% non-condensing

● Optimized ◑ Compatible ● Optimized low-power configuration ◑ Compatible low-power configuration

Model	MB			Drive Bays	Cooling Fan	Power	+5VSB	+12V	Gross Weight
	X10	X9	X8						
SC745TQ-R1200B	●	●	●	8 SAS/SATA HDD	5x 5000rpm fans	Redundant 1200W Gold Level	4	83/100	62 lbs
SC745TQ-1200B	●	●	●	8 SAS/SATA HDD	5x 5000rpm fans	1200W Gold Level	4	83/100	58 lbs
SC745TQ-R800B	●	●	●	8 SAS/SATA HDD	5x 5000rpm fans	Redundant 800W high-efficiency	4	66	62 lbs
SC745TQ-800B	●	●	●	8 SAS/SATA HDD	5x 5000rpm fans	800W high-efficiency	4	66	58 lbs
SC745TQ-920B	●	●	●	8 SAS/SATA HDD	5x 5000rpm fans	920W Platinum Level	4	75	58 lbs
SC745TQ-R920B	●	●	●	8 SAS/SATA HDD	5x 5000rpm fans	Redundant 920W Platinum Level	4	75	62 lbs
SC745BTQ-R1K28B	●	●	●	8 SAS/SATA HDD	5x 5000rpm fans	Redundant 1280W Platinum Level	4	83/106.3	62 lbs
SC745BTQ-R1K28B-SQ	●	●	●	8 SAS/SATA HDD	2x 2800rpm fans 1x 2700rpm fan	Redundant 1280W Platinum Level	4	83/106.3	62 lbs

Optional Kit	Model Part #	Description
Mounting Rails	CSE-PT26L CSE-PT26L-B	4U Chassis Rail Kit (includes Side Handles) (CSE-PT26L w/ white side handles; CSE-PT26L-B w/ black side handles), Extendable length 26"~35.9"
LCD Kit	MCP-220-00095-0B	5.25" USB LCD Kit
Rear Fan Kit 1	MCP-320-00046-0N-KIT	Rear Fan Kit (8.2Krpm fan) for SC747B/835X/836BH
Rear Fan Kit 2	MCP-320-00047-0N-KIT	Rear Fan Kit (5Krpm fan) for SC745B/835X/836BH
GPU/Add-on Card Dummy	MCP-240-00096-0N	SC747B GPU/Add-on Card Dummy Assembly (2 slots) - single pack

SC743TQ/T/i

4U / Tower High-End Workstation/Server Chassis

Low-noise fan control

SC743TQ-1200B/1200B-SQ

SC743TQ-1200B-SQ

SC743TQ-865B-SQ
SC743TQ-1200B-SQ

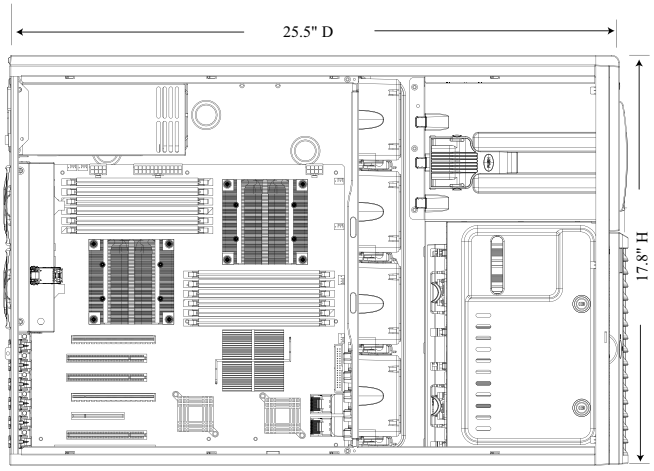

■ Black

Features

- ✓ 8x hot-swap HDD drive bays, 3x 5.25" drive cage with 90-degree rotatable module, 7 tool-less expansion slots & power supply with low-noise fan speed control
- ✓ SC743TQ-1200B-SQ: 1200W Platinum Level high efficiency power supply and Whisper-quiet performance at 27dB with 2x front USB 3.0 ports
- ✓ Rackmount and tower convertable; 90° rotatable 5.25" drive module

Specifications

Form Factor	4U chassis support for max. motherboard size 12" x 13" E-ATX and ATX
CPU support	Dual and Single Intel® and AMD processors
Expansion	7 tool-less full-height & full-length expansion slots
Peripheral Drives	2x front USB 2.0 ports ; 2x Front USB 3.0 ports for 1200B/1200B-SQ/903B; 3x 5.25" drive bays, 90-degree rotatable module
Front Panel LEDs	Power LED, Hard Drive Activity LED, 2 Network Activity LEDs & System Information LED & Power Fail LED
Front Panel Buttons	Power On/Off button & System Reset button
Dimensions	W x H x D: 17.8"(452mm) x 7"(178mm) x 25.5" (648mm) (w/ workstation top cover) W x H x D: 16.65"(423mm) x 7"(178mm) x 25.5" (648mm) (rackmount) Package: 24.6"(625mm) x 14"(356mm) x 31.3"(795mm)
Rail (optional)	CSE-PT26L-(B) Extendable lengths 26" to 35.9"
Temperature	Operating: 5° ~ 35° C (41° to 95° F) Non-operating: -40° ~ 70° C (-40° to 158° F)
Humidity	Operating: 8 - 90% non-condensing Non-operating: 5 - 95% non-condensing

● Optimized ◑ Compatible ● Optimized low-power configuration ◑ Compatible low-power configuration

Model	MB			Drive	Cooling System	Power Supply	+5VSB	+12V	Gross Weight
	X10	X9	X8						
SC743TQ-1200B	●	●	●	8 SAS/SATA 2x Front USB 3.0 Ports	6x 5000rpm fans	1200W Platinum Level with low-noise fan speed control	4	83/100	55 lbs
SC743TQ-1200B-SQ	●	●	●	8 SAS/SATA 2x Front USB 3.0 Ports	2x 2800rpm fans 1x 2700rpm fan	1200W Platinum Level with low-noise fan speed control, 27dB	4	83/100	55 lbs
SC743TQ-903B	●	●	●	8 SAS/SATA 2x Front USB 3.0 Ports	6x 5000rpm fans	900W Gold Level with low-noise fan speed control	4	100	55 lbs
SC743TQ-865B	●	●	●	8 SAS/SATA	4x 5000rpm fans	865W 80 PLUS® Certified with low-noise fan speed control	6.5	70	55 lbs
SC743TQ-865B-SQ	●	●	●	8 SAS/SATA	2x 2800rpm fans 1x 2700rpm fan	865W 80 PLUS® Certified with low-noise fan speed control, 28dB	6.5	70	55 lbs
SC743T-665B	●	●	●	8 SAS/SATA	4x 5000rpm fans	665W Bronze Level with low-noise fan speed control	6	54	55 lbs
SC743i-665B	●	●	●	8 fixed SAS/SATA	6x 5000rpm fans	665W Bronze Level with low-noise fan speed control	6	54	55 lbs
SC743T-500B	◑	◑	●	8 SAS/SATA	4x 5000rpm fans	500W Bronze Level with low-noise fan speed control	3	41	55 lbs

Optional Kit	Model Part #	Description
Mounting Rails	CSE-PT26L CSE-PT26L-B	4U Chassis Rail Kit (includes Side Handles), extendable length 26" to 35.9" (CSE-PT26L w/ white side handles; CSE-PT26L-B w/ blcak side handles)
LCD Kit	MCP-220-00095-0B	5.25" USB LCD Kit

Ultra Networking Riser Cards

NEW!



Model	AOC-UR-i4G	AOC-UR-i4XTF	AOC-UR-i4XT	AOC-UR-i2XT	AOC-URN2-i4XT	AOC-URN6-i2XT	AOC-URN2-i2XT
Form Factor	1U Ultra Riser	1U Ultra Riser	1U Ultra Riser	1U Ultra Riser	1U Ultra Riser	1U Ultra Riser	1U Ultra Riser
Conroller Type	GbE	10GBase-T	10GBase-T	10GBase-T	10GBase-T	10GBase-T	10GBase-T
Chipset	Intel® i350	Intel® XL710	Intel® X540	Intel® X540	Intel® X540	Intel® X540	Intel® X540
Port #	4	4	4	2	4	2	2
Connector	RJ45	RJ45	RJ45	RJ45	RJ45	RJ45	RJ45
PCI-E Slot	1x PCI-E 3.0 x8 (internal)	1x PCI-E 3.0 x8 (internal)	1x PCI-E 3.0 x8 (internal)	1x PCI-E 3.0 x8 (internal)	1x PCI-E 3.0 x8 (internal)	N/A	1x PCI-E 3.0 x8 (internal)
NVMe Ports	0	0	0	0	2	6	2
Compatible Mother-boards	X10DRU-i+, X10DRU-X	X10DRU-i+	X10DRU-i+, X10DRU-X	X10DRU-i+, X10DRU-X	X10DRU-i+, X10DRU-X	X10DRU-i+	X10DRU-i+, X10DRU-X
Compatible Systems	SYS-1028U-TR4+, SYS-6018U-TR4+, SYS-1028UX-CR-LL1, SYS-1028UX-CR-LL2	TBD	SYS-1028U-TR4T+, SYS-6018U-TR4T+	SYS-1028U-TRT+, SYS-6018U-TRT+	SYS-1028U-TNR4T+	SYS-1028U-TN10RT+	SYS-1028U-TNRT+

NEW!

Model	AOC-URN2-i2XS	AOC-URN2-i4GXS	AOC-UR-i4GXS	AOC-2UR66-i4XTF	AOC-2UR68-i4G	AOC-2UR6-i4XT	AOC-2UR66-i4G
Form Factor	1U Ultra Riser	1U Ultra Riser	1U Ultra Riser	2U Ultra Riser	2U Ultra Riser	2U Ultra Riser	2U Ultra Riser
Conroller Type	10G SFP+	GbE & 10G SFP+	GbE & 10G SFP+	10GBase-T	GbE	10GBase-T	GbE
Chipset	Intel® 82599ES	Intel® i350 & Intel® X710	Intel® i350 & Intel® X710	Intel® XL710	Intel® i350	Intel® X540	Intel® i350
Port #	2	2+2	2+2	4	4	4	4
Connector	SFP+	RJ45 & SFP+	RJ45 & SFP+	RJ45	RJ45	RJ45	RJ45
PCI-E Slot	1x PCI-E 3.0 x8 (internal)	1x PCI-E 3.0 x8 (internal)	1x PCI-E 3.0 x8 (internal)	2x PCI-E 3.0 x16	1x PCI-E 3.0 x8 (internal) 1x PCI-E 3.0 x8 (in x16) 1x PCI-E 3.0 x16	1x PCI-E 3.0 x8 (internal) 1x PCI-E 3.0 x16	2x PCI-E 3.0 x16
NVMe Ports	2	2	0	0	0	0	0
Compatible Mother-boards	X10DRU-i+ X10DRU-X	X10DRU-i+	X10DRU-i+	X10DRU-i+	X10DRU-i+ X10DRU-X	X10DRU-i+ X10DRU-X	X10DRU-i+ X10DRU-X
Compatible Systems	SYS-6018U-TRTP+ SYS-1028U-TNRTP+	SYS-1028U-E1CRTP+	SYS-1028U-E1CRTP+	TBD	SYS-2028U-TR4+ SYS-6028U-TR4+ SYS-6028UX-TR4	SYS-2028U-TR4T+ SYS-6028U-TR4T+	SYS-2048U-RTR4

NEW!

Model	AOC-2UR68-i2XT	AOC-2URN4-i4XT	AOC-2UR8N4-i2XT	AOC-2UR68-i2XS	AOC-2UR6N4-i4XT	AOC-2UR68-b2TS
Form Factor	2U Ultra Riser	2U Ultra Riser	2U Ultra Riser	2U Ultra Riser	2U Ultra Riser	2U Ultra Riser
Conroller Type	10GBase-T	10GBase-T	10GBase-T	10G SFP+	10GBase-T	25GbE
Chipset	Intel® X540	Intel® X540	Intel® X540	Intel® 82599ES	Intel® X550	Broadcom BCM57414
Port #	2	4	2	2	4	2
Connector	RJ45	RJ45	RJ45	SFP+	RJ45	SFP28
PCI-E Slot	1x PCI-E 3.0 x8 (internal) 1x PCI-E 3.0 x8 (in x16) 1x PCI-E 3.0 x16	1x PCI-E 3.0 x8 (internal)	1x PCI-E 3.0 x8 (internal) 1x PCI-E 3.0 x8 (in x16)	1x PCI-E 3.0 x8 (internal) 1x PCI-E 3.0 x8 (in x16) 1x PCI-E 3.0 x16	1x PCI-E 3.0 x16	1x PCI-E 3.0 x8 (internal) 1x PCI-E 3.0 x8 (in x16) 1x PCI-E 3.0 x16
NVMe Ports	0	4	4	0	4	0
Compatible Mother-boards	X10DRU-i+ X10DRU-X	X10DRU-i+ X10DRU-X	X10DRU-i+ X10DRU-X	X10DRU-i+ X10DRU-X	X10DRU-i+	TBD
Compatible Systems	SYS-2028U-TRT+ SYS-6028U-TRT+	SYS-2028U-TNR4T+ SYS-6028U-TNR4T+ SYS-2028U-E1CNR4T+ SYS-6028U-E1CNR4T+	SYS-2028U-TNRT+ SYS-6028U-TNRT+ SYS-2028U-E1CNRT+ SYS-6028U-E1CNRT+	SYS-2028U-TRTP+ SYS-6028U-TRTP+	SYS-2028U-T24RT+	TBD

† *Available as integrated solutions with Supermicro servers.*

Network Adapters

Faster, More Flexible Networking

With outstanding performance, high power efficiency and excellent value, Supermicro's network adapters can help improve network throughput and application performance through features that maximize bandwidth and offload CPU resources. From 100G, 50G, 40G, 25G Ethernet to InfiniBand technologies, multi-port connectivity, in SIOM, Ultra, microLP and standard form factors, Supermicro's network adapters are optimized for the most demanding multi-core computing systems.

100G Controllers

Model	AOC-SHFI-i1C	AOC-S100G-m2C
Type	Standard Low Profile	Standard Low-Profile
Description	Single Port 100Gbps Omni-Path Host Fabric Interface Adapter	Dual-port 100GbE
Interface	PCI-E 3.0 x16	PCI-E 3.0 x16
Port	1 QSFP28	2 QSFP28
Speed	100Gbps	100Gbps/port
Controller	Intel® ® OPA HFI ASIC	Mellanox® ConnectX-4 EN
Dimension (LxW) (without end brackets)	6.6" x 2.713" (16.76 x 6.89cm)	TBD
Compatible Motherboards	All MBs with a PCI-E x16 slot	All MBs with a PCI-E x16 slot
Compatible Servers	All Servers with a PCI-E x16 slot	All Servers with a PCI-E x16 slot

IB Controllers

Model	AOC-CIBF-m1
Type	MicroLP
Description	MicroLP single-port IB FDR/40G Ethernet
Interface	PCI-E 3.0 x8
Port	1 QSFP port / 2 USB ports
Speed	56Gb/port (IB) or 40Gb/port (Ethernet)
Controller	Mellanox® ConnectX-3 FDR
Dimension (LxW) (without end brackets)	4.85" x 1.54" (12.3 x 3.9cm)
Compatible Motherboards	X9DRT-HF+, X9SRD-F, X9DRFR, X10DRFR, X10DRFR-N(T)
Compatible Servers	MicroCloud, 2U Twin2+, 2U Twin+, and FatTwin

10GbE Controllers





Model	AOC-CTGS-i2T	AOC-STG-b4S	AOC-CTG-i2T	AOC-CTG-i2S	AOC-CTG-i1S
Type	MicroLP	Standard Low-profile	MicroLP	MicroLP	MicroLP
Description	MicroLP Dual-port 10GbE	Standard Low-profile 10GbE	MicroLP Dual-port 10GbE	Dual-port 10GbE	Single-port 10GbE
Interface	PCI-E 3.0 x4	PCI-E x8	PCI-E 2.0 x8	PCI-E x8	PCI-E x8
Port	2 RJ45	4 SFP+	2 RJ45	2 SFP+ ports / 2 USB ports	1 SFP+ port / 2 USB ports
Ethernet Speed	10Gb/port	10Gb/port	10Gb/port	10Gb/port	10Gb/port
Controller	Intel® X550-AT2	Broadcom® BCM57840S	Intel® X540	Intel® 82599ES	Intel® 82599EN
Dimension (LxW) (without end brackets)	4.45" x 1.54" (11.3 x 3.9cm)	5.4" x 2.73" (13.7 x 6.9cm)	4.8" x 2.75" (12.32 x 7.0cm)	4.85" x 1.54" (12.3 x 3.9cm)	4.45" x 1.54" (11.3 x 3.9cm)
Compatible Motherboards	X11SSE-F	Al MBs with a PCI-E x8 slot	X9DRT-HF+, X9DRFR, X10DRFR, X10DRFR-N(T)	X9DRT-HF+, X9SRD-F, X9DRFR, X10DRFR, X10DRFR-N(T)	X9DRT-HF+, X9SRD-F, X9DRFR, X10DRFR, X10DRFR-N(T)
Compatible Servers	MicroCloud, 2U Twin²+, 2U Twin+ and FatTwin	All servers with a PCI-E x8 slot	2U Twin+, and FatTwin w/ 4-node only	MicroCloud, 2U Twin2+, 2U Twin+, and FatTwin	MicroCloud, 2U Twin2+, 2U Twin+, and FatTwin

25/1GbE Controllers & SFP+ Transceiver







Model	25GbE AOC-S25G-b2S	25GbE AOC-S25G-m2S	25GbE AOC-C25G-m2S	GbE AOC-CG-i2	GbE AOC-CGP-i2	GbE AOC-PG-i2+*	SFP+ Transceiver AOC-E10GSFPSR
Type	Standard Low-profile	Standard Low-Profile	MicroLP	MicroLP	MicroLP	Proprietary	SFP+ Transceiver
Description	Dual-port 25GbE	Dual-port 25GbE	Dual-port 25GbE with NC-SI	Dual-port GbE	Dual-port GbE	Low-profile Dual-port GbE	1000Base-SX / 10GBase-SR plug-in module
Interface	PCI-E x8	PCI-E 3.0 x8	PCI-E 3.0 x8	PCI-E x4	PCI-E x4	PCI-E x4	Cabling Type: MMF 62.5/50 µm
Port	2 SFP28	2 SFP28	2 SFP28 ports	2 RJ45 ports	2 RJ45 ports	2 RJ45 ports	Compatible Add-on Cards: AOC-STG-i4S, AOC-STGN-i1S, AOC-STGN-i2S, AOC-STG-b4S, AOC-CTG-i1S, AOC-CTG-i2S, AOC-PTG-i1S, AOC-MTG-i4S, AOC-MTGN-i2S
Speed	25Gb/port	25Gb/port	25Gb/port	1 Gb/port	1Gb/port	1 Gb/port	
Controller	Broadcom® BCM57414	Mellanox® ConnectX-4 LX	Mellanox ConnectX-4 Lx EN	Intel® 82580	Intel® i350	Intel® 82576EB	
Dimension (LxW) (without end brackets)	5.6" x 2.713" (14.224 x 6.89cm)	TBD	4.45" x 1.54" (12.3 x 3.9cm)	4.45" x 1.32" (11.3 x 3.35cm)	4.45" x 1.54" (11.3 x 3.9cm)	3.78" x 2.44" (9.6 x 6.2cm)	
Compatible Motherboards	Al MBs with a PCI-E x8 slot	Al MBs with a PCI-E x8 slot	X9DRT-HF+, X9SRD-F, X9DRFR	X9SCD-F	X9DRT-HF+, X9SRD-F, X9DRFR	X8DTU/-F (Require RSC-R1UU-E8PR)	
Compatible Servers	All servers with a PCI-E x8 slot	All servers with a PCI-E x8 slot	MicroCloud, 2U Twin2+, 2U Twin+, and FatTwin	5037MC-H8TRF	MicroCloud, 2U Twin2+, 2U Twin+, and FatTwin	6016T-UF, 6016T-NTF, 6016T-NTRF, 1026T-URF, 1026T-UF, 6016T-URF (Require RSC-R1UU-E8PR)	

* Standard form factor is available as integrated solution with Supermicro server and motherboards.

SIOM Network Adapters

SIOM Networking Adapters

NEW! NEW! NEW! NEW! NEW!





Model	AOC-MGP-i2	AOC-MGP-i4	AOC-MTGN-i2S	AOC-MTG-i4S	AOC-M25G-b2S
Type	SIOM	SIOM	SIOM	SIOM	SIOM
Description	Dual-port GbE	Quad-port GbE	Dual-port 10GbE	Quad-port 10GbE	Dual-port 25GbE
Port	2 RJ45 ports	4 RJ45 ports	2 SFP+ ports	4 SFP+ ports	2 SFP28 ports
Speed	1Gb/port	1Gb/port	10Gb/port	10Gb/port	25Gb/port
Controller	Intel® i350	Intel® i350	Intel® 82599ES	Intel® XL710	Broadcom® BCM57414
Dimension (LxW) (without end brackets)	3.622" x 3.428" (9.2 x 8.708cm)	3.622" x 3.428" (9.2 x 8.708cm)	3.622" x 3.428" (9.2 x 8.708cm)	3.622" x 3.428" (9.2 x 8.708cm)	3.622" x 3.428" (9.2 x 8.708cm)
Compatible Motherboards	Supermicro® Motherboards with SIOM slot	Supermicro® Motherboards with SIOM slot	Supermicro® Motherboards with SIOM slot	Supermicro® Motherboards with SIOM slot	Supermicro® Motherboards with SIOM slot
Compatible Servers	Supermicro® Servers with SIOM slot	Supermicro® Servers with SIOM slot	Supermicro® Servers with SIOM slot	Supermicro® Servers with SIOM slot	Supermicro® Servers with SIOM slot

SIOM Networking Adapters

NEW! NEW! NEW! NEW! NEW!




Model	AOC-MTG-i2T	AOC-MTG-i4T	AOC-MHIBF-2QG	AOC-MHIBF-1QG	AOC-MHFI-i1C
Type	SIOM	SIOM	SIOM	SIOM	SIOM
Description	Dual-port 10GbE	Quad-port 10GbE	Dual-port IB FDR & Single-port GbE	Single-port IB FDR & Single-port GbE	Single-port Host Fabric Interface
Port	2 RJ45 ports	4 RJ45 ports	2 QSFP & 1 RJ45 ports	1 QSFP & 1 RJ45 ports	1 QSFP28 port
Speed	10Gb/port	10Gb/port	56Gb/port 1Gb/port	56Gb/port 1Gb/port	100Gb/port
Controller	Intel® X550	Intel® X550	Mellanox® ConnectX-3 Pro Intel® i210	Mellanox® ConnectX-3 Pro Intel® i210	Intel® Omni-Path HFI ASIC
Dimension (LxW) (without end brackets)	3.622" x 3.428" (9.2 x 8.708cm)	3.622" x 3.428" (9.2 x 8.708cm)	3.622" x 3.428" (9.2 x 8.708cm)	3.622" x 3.428" (9.2 x 8.708cm)	3.622" x 3.428" (9.2 x 8.708cm)
Compatible Motherboards	Supermicro® Motherboards with SIOM slot	Supermicro® Motherboards with SIOM slot	Supermicro® Motherboards with SIOM slot	Supermicro® Motherboards with SIOM slot	Supermicro® Motherboards with SIOM slot
Compatible Servers	Supermicro® Servers with SIOM slot	Supermicro® Servers with SIOM slot	Supermicro® Servers with SIOM slot	Supermicro® Servers with SIOM slot	Supermicro® Servers with SIOM slot

HBA and SAS RAID Cards

NEW! NVMe *NEW! NVMe* *NEW! NVMe*



Model name	AOC-SLG3-2E4	AOC-SLG3-2E4R	AOC-SLG3-4E4R
Compatible MBs	All	X10DRW-i, X10DRW-iT, X10DRH	X10DSC+, X10SRW-F
Features	x8, dual port, PLX, hot-swap* (SW) ** Requires backplane w/ U.2 NVMe*	x8, dual port, re-driver (TI), hot-swap* ** Requires backplane w/ U.2 NVMe*	x16, quad port, re-driver (TI), hot-swap* ** Requires backplane w/ U.2 NVMe*

SAS3 12Gbps *SAS3 12Gbps*


Model name	AOC-S3108L-H8iR-16DD	AOC-S3108L-H8iR†
Type	Low profile PCI-E 3.0 x8	Standard
Controller/IOP	LSISAS 3108	LSISAS 3108
SAS Port	8 ports, 12Gbps per port, 8 Internal, Low Profile, 16 SATA/SAS Drives	8 ports, 12Gbps per port, 8 Internal, Low Profile, 240 SATA/SAS Drives
RAID	RAID 0,1,5,6,10,50,60	RAID 0,1,5,6,10,50,60
Onboard Cache	2GB DDR3 on-card cache Optional SuperCap: BTR-TFM8G-LSICVM02. Installation kit PN =MCP-240-00127-0N	2GB DDR3 on-card cache Optional SuperCap: BTR-TFM8G-LSICVM02. Installation kit PN =MCP-240-00127-0N

SAS3 12Gbps *SAS3 12Gbps* *6Gbps* *6Gbps* *6Gbps* *6Gbps*






Model	AOC-S3008L-L8e†	AOC-S3008L-L8i†	AOC-S2208L-H8iR †	AOC-S2308L-L8e †	AOC-S2308L-L8i †	AOC-SAS2LP-H8iR †
Type	Standard	Standard	Standard	Standard	Standard	Standard
Controller/IOP	LSISAS 3008	LSISAS 3008	LSISAS 2208	LSISAS 2308	LSISAS 2308	LSISAS 2108
SAS Port	8 ports, 12Gbps per port, 8 Internal, Low Profile, 122 SATA/SAS Drives	8 ports, 12Gbps per port, 8 Internal, Low Profile, 63 SATA/SAS Drives	8 ports, 6Gbps per port, 8 Internal, Low Profile, 240 SATA/SAS Drives,	8 ports, 6Gbps per port, 8 Internal, Low Profile, 122 SATA/SAS Drives	8 ports, 6Gbps per port, 8 Internal, Low Profile, 63 SATA/SAS Drives	8 ports, 6Gbps per port, 8 Internal, Low Profile, 240 SATA/SAS Drives
RAID	IT/HBA Mode	RAID 0,1,10	RAID 0,1,5,6,10,50,60	IT/HBA Mode	RAID 0,1,10	RAID 0,1,5,6,10,50,60
Onboard Cache	-	-	1GB DDR3 on-card cache w/ Battery Back-up or SuperCap, Optional Battery Backup Unit: BTR-0022L-LSI00279 / MCP-450-00001-0N / Ambient Temp 45C; SuperCap option: BTR-0024LH-LSI00297. Installation kit PN =MCP-240-00127-0N	-	-	512MB DDR2 on-card cache w/ Optional Battery Backup Unit: BTR-0023L-LSI00264

6Gbps *6Gbps* *6Gbps* *6Gbps* *6Gbps* *6Gbps*






Model	AOC-SAS2LP-H8iR-16DD †	AOC-USAS2LP-H8iR*	AOC-USAS2-L8iR	AOC-USAS2-L8i	AOC-USAS2-L8E	AOC-SAS2LP-H4iR †
Type	Standard	UIO	UIO	UIO	UIO	Standard
Controller/IOP	LSISAS 2108	LSISAS 2108	LSISAS 2008	LSISAS 2008	LSISAS 2008	LSISAS 2108
SAS Port	8 ports, 6Gbps per port 8 Internal, Low Profile 16 SATA/SAS Drives	8 ports, 6Gbps per port 8 Internal, Low Profile	8 ports, 6Gbps per port 8 Internal	8 ports, 6Gbps per port 8 Internal	8 ports, 6Gbps per port 8 Internal	8 ports, 6Gbps per port, 4 Internal. 4 external, Low Profile, 240 SATA/SAS Drives
RAID	RAID 0,1,5,6,10,50,60	RAID 0,1,5,6,10,50,60	RAID 0,1,5,10	RAID 0,1,10,1E	IT mode / HBA	RAID 0,1,5,6,10,50,60
Onboard Cache	512MB DDR2 on-card cache w/ Optional Battery Backup Unit: BTR-0023L-LSI00264	512 MB DDR2 on-card cache w/ Optional Battery Backup Unit: BTR-0023L-LSI00264	-	-	-	512MB DDR2 on-card cache w/ battry w/ Optional Battery Backup Unit: BTR-0023L-LSI00264

6Gbps






Model	AOC-SAS2LP-MV8	AOC-USAS-L8i**	AOC-USASLP-L8i**	AOC-USAS-L4i**	AOC-USAS-L4iR**	AOC-SASLP-MV8**
Type	Standard	UIO	UIO	UIO	UIO	Standard
Controller/IOP	Marvel 9480 based	LSISAS 1068E	LSISAS 1068E	LSISAS 1068E	LSISAS 1068E	Marvell Hercules-2
SAS Port	8 ports, 6Gbps per port 8 Internal, Low Profile	8 ports, 3Gbps per port 8 Internal	8 ports, 3Gbps per port 8 Internal, Low Profile	8 ports, 3Gbps per port 4 Internal, 4 External	8 ports, 3Gbps per port 4 Internal, 4 External	8 ports, 3Gbps per port 8 Internal, Low Profile
RAID	HBA	IT/HBA Mode	IT/HBA Mode	RAID 0,1,10	RAID 0,1,5,10	HBA only
Onboard Cache	-	-	-	-	-	-

** Applies to 2U low-profile, 3U and 4U chassis.*
*** EOLed*
† Available as integrated solutions with Supermicro servers.

Riser Cards

1U GPU/Xeon® Phi™ (Left Hand Side)

Product Image	Model Name	Category/ Form Factor	MB Fit Type	Riser Card Output Type	Design Type	X9 Sup-port	Motherboards	Chassis	SuperServer	GPU/ Xeon® Phi™ Support	Gen2 Sup-port	Gen3 Sup-port	Auto Detection
	**RSC-R1UG-E16B-X9**	1U GPU LHS	PCI-E x16	1 PCI-E x16	Passive	Yes	X9DRG-HF	118GQ	1027GR-TQF, 1027GR-TQF-FM409, 1027GR-TQF-FM475, 1027GR-TQFT, 1027GR-TRF, 1027GR-TRF-FM309, 1027GR-TRF-FM375, 1027GR-TRFT, 1027GR-TSF	Yes	Yes	Yes	Yes
	**RSC-R1UG-E16-UP**	1U GPU LHS	Universal Slot (GPU)	1 PCI-E x16	Passive	Yes	X9SRG-F	118GQ	1017GR-TF, 1017GR-TF-FM209, 1017GR-TF-FM275, 5017GR-TF, 5017GR-TF-FM209, 5017GR-TF-FM275	Yes	Yes	Yes	Yes
	**RSC-R1UG-E16-X9**	1U GPU LHS	PCI-E x16	1 PCI-E x16	Passive	Yes	X9DRG-HF+	118GQ	1027GR-TRF+	Yes	Yes	No	No
	**RSC-R1UG-A2E16-X9**	1U GPU LHS	Universal Slot (GPU)	2 PCI-E x16	Active	Yes	X9DRG-H(T)F+, X10DRG-H	118GQ	1027GR-TRF+1027GR-TRFT+	Yes	Yes	Yes	No
	**RSC-R1UG-E16B+II**	1U GPU LHS	Universal Slot (GPU)	1 PCI-E x16	Passive	Yes	X9DRG-HF+II, X9DRG-HTF+II	118GH-R1K66B	1027GR	Yes	Yes	Yes	Yes
	**RSC-R1UG-E16A+II**	1U GPU LHS	Universal Slot (GPU)	1 PCI-E x16	Passive	Yes	X9DRG-HF+II, X9DRG-HTF+II	118GH-R1K66B	1027GR	Yes	Yes	Yes	Yes
	**RSC-R1UG-E16B**	1U GPU LHS	Universal Slot (GPU)	1 PCI-E x16	Passive	No	X8DTG-QF+	118GQ	1026GT-TRF, 1026GT-TRF-FM307, 1026GT-TRF-FM309, 1026GT-TRF-FM375, 1026GT-TSF	Yes	Yes	No	No
	**RSC-R1UG-E16**	1U GPU LHS	Universal Slot (GPU)	1 PCI-E x16	Passive	No	X8DTG-DF	818G-1400, 818G-1400B, 818G-1K43B, 818G-R1400, 118G-1400B, 118G-1800B, 118G-1K43B	1026GT-TF, 1026GT-TF-FM, 2071026GT-TF-FM, 2756016GT-TF, , 2076016GT-TF-FM, 2096016GT-TF-FM275, 1026GT-TF-FM205, 1026GT-TF-FM209, 6016GT-TF-FM205	Yes	Yes	No	No
	**RSC-R1UG-E16S**	1U GPU LHS	PCI-E x16	1 PCI-E x16	Passive	No	H8DGG-QF	118G-1400B, 118G-1800B, 118G-1K43B	1022GG-TF, 1122GG-TF	Yes	Yes	No	No
	**RSC-R1UG-E16A-X9**	1U GPU LHS	PCI-E x16	1 PCI-E x16	Passive	Yes	X9DRG-HF	118GQ	1027GR-TQF, 1027GR-TQF-FM409, 1027GR-TQF-FM475, 1027GR-TQFT, 1027GR-TRF, 1027GR-TRF-FM309, 1027GR-TRF-FM375, 1027GR-TRFT, 1027GR-TSF	Yes	Yes	Yes	No
	**RSC-R1UG-2E8G**	1U GPU LHS	Universal Slot (GPU)	2 PCI-E x8	Passive	No	X8DTG-DF	818G-1400, 818G-1400B, 818G-1K43B, 818G-R1400, 118G-1400B, 118G-1800B, 118G-1K43B	1026GT-TF-FM107, 1026GT-TF-FM109, 6016GT-TF-FM107, 6016GT-TF-FM109, 6016GT-TF-FM175, 1026GT-TF-FM105, 1026GT-TF-FM175	No	Yes	No	No
	**RSC-R1UG-E16A**	1U GPU LHS	PCI-E x16	2 PCI-E x16	Passive	No	X8DTG-QF+	118GQ	1026GT-TRF, 1026GT-TRF-FM307, 1026GT-TRF-FM309, 1026GT-TRF-FM375, 1026GT-TSF	Yes	Yes	No	No
	**RSC-R1UG-2E8G-UP**	1U GPU LHS	Universal Slot (GPU)	2 PCI-E x8	Passive	Yes	X9SRG-F	118GQ	1017GR-TF-FM109, 1017GR-TF-FM175, 5017GR-TF-FM109, 5017GR-TF-FM175	No	Yes	Yes	Yes

Riser Cards

1U GPU/Xeon® Phi™ (Left Hand Side)

Product Image	Model Name	Category/ Form Factor	MB Fit Type	Riser Card Output Type	Design Type	X9 Sup-port	Motherboards	Chassis	SuperServer	GPU/ Xeon® Phi™ Support	Gen2 Sup-port	Gen3 Sup-port	Auto Detection
	RSC-G-6	1U GPU LHS	1 PCI-E x16	1 PCI-E x16	Passive	Yes	X10DGQ	SC118GQE-R2K03P	1028GQ-TRT, 1028GQ-TR	Yes	Yes	Yes	Yes
	RSC-R1UG-E16B-X9	1U GPU LHS	PCI-E x16	1 PCI-E x16	Passive	Yes	X9DRG-HF	118GQ	1027GR-TQF, 1027GR-TQF-FM409, 1027GR-TQF-FM475, 1027GR-TQFT, 1027GR-TRF, 1027GR-TRF-FM309, 1027GR-TRF-FM375, 1027GR-TRFT, 1027GR-TSF	Yes	Yes	Yes	Yes
	RSC-R1UG-E16-UP	1U GPU LHS	Universal Slot (GPU)	1 PCI-E x16	Passive	Yes	X9SRG-F	118GQ	1017GR-TF, 1017GR-TF-FM209, 1017GR-TF-FM275, 5017GR-TF, 5017GR-TF-FM209, 5017GR-TF-FM275	Yes	Yes	Yes	Yes
	RSC-R1UG-E16-X9	1U GPU LHS	PCI-E x16	1 PCI-E x16	Passive	Yes	X9DRG-HF+	118GQ	1027GR-TRF+	Yes	Yes	No	No
	RSC-R1UG-A2E16-X9	1U GPU LHS	Universal Slot (GPU)	2 PCI-E x16	Active	Yes	X9DRG-H(T)F+, X10DRG-H	118GQ	1027GR-TRF+1027GR-TRFT+	Yes	Yes	Yes	No
	RSC-R1UG-E16B+II	1U GPU LHS	Universal Slot (GPU)	1 PCI-E x16	Passive	Yes	X9DRG-HF+II, X9DRG-HTF+II	118GH-R1K66B	1027GR	Yes	Yes	Yes	Yes
	RSC-R1UG-E16A+II	1U GPU LHS	Universal Slot (GPU)	1 PCI-E x16	Passive	Yes	X9DRG-HF+II, X9DRG-HTF+II	118GH-R1K66B	1027GR	Yes	Yes	Yes	Yes
	RSC-R1UG-E16B	1U GPU LHS	Universal Slot (GPU)	1 PCI-E x16	Passive	No	X8DTG-QF+	118GQ	1026GT-TRF, 1026GT-TRF-FM307, 1026GT-TRF-FM309, 1026GT-TRF-FM375, 1026GT-TSF	Yes	Yes	No	No
	RSC-R1UG-E16	1U GPU LHS	Universal Slot (GPU)	1 PCI-E x16	Passive	No	X8DTG-DF	818G-1400, 818G-1400B, 818G-1K43B, 818G-R1400, 118G-1400B, 118G-1800B, 118G-1K43B	1026GT-TF, 1026GT-TF-FM, 2071026GT-TF-FM, 2756016GT-TF, , 2076016GT-TF-FM, 2096016GT-TF-FM275, 1026GT-TF-FM205, 1026GT-TF-FM209, 6016GT-TF-FM205	Yes	Yes	No	No
	RSC-R1UG-E16S	1U GPU LHS	PCI-E x16	1 PCI-E x16	Passive	No	H8DGG-QF	118G-1400B, 118G-1800B, 118G-1K43B	1022GG-TF, 1122GG-TF	Yes	Yes	No	No
	RSC-R1UG-E16A-X9	1U GPU LHS	PCI-E x16	1 PCI-E x16	Passive	Yes	X9DRG-HF	118GQ	1027GR-TQF, 1027GR-TQF-FM409, 1027GR-TQF-FM475, 1027GR-TQFT, 1027GR-TRF, 1027GR-TRF-FM309, 1027GR-TRF-FM375, 1027GR-TRFT, 1027GR-TSF	Yes	Yes	Yes	No
	RSC-R1UG-2E8G	1U GPU LHS	Universal Slot (GPU)	2 PCI-E x8	Passive	No	X8DTG-DF	818G-1400, 818G-1400B, 818G-1K43B, 818G-R1400, 118G-1400B, 118G-1800B, 118G-1K43B	1026GT-TF-FM107, 1026GT-TF-FM109, 6016GT-TF-FM107, 6016GT-TF-FM109, 6016GT-TF-FM175, 1026GT-TF-FM105, 1026GT-TF-FM175	No	Yes	No	No
	RSC-R1UG-E16A	1U GPU LHS	PCI-E x16	2 PCI-E x16	Passive	No	X8DTG-QF+	118GQ	1026GT-TRF, 1026GT-TRF-FM307, 1026GT-TRF-FM309, 1026GT-TRF-FM375, 1026GT-TSF	Yes	Yes	No	No
	RSC-R1UG-2E8G-UP	1U GPU LHS	Universal Slot (GPU)	2 PCI-E x8	Passive	Yes	X9SRG-F	118GQ	1017GR-TF-FM109, 1017GR-TF-FM175, 5017GR-TF-FM109, 5017GR-TF-FM175	No	Yes	Yes	Yes

1U GPU/Xeon® Phi™ (Right Hand Side)

Product Image	Model Name	Category/ Form Factor	MB Fit Type	Riser Card Output Type	Design Type	X9 Sup-port	Motherboards	Chassis	SuperServer	GPU/ Xeon® Phi™ Support	Gen2 Sup-port	Gen3 Sup-port	Auto Detection
	RSC-GR-A88	1U GPU RHS	SMC Proprietary	2 PCI-E x8	Active	No	X10DGQ	SC118GQE-R2K03P	1028GQ-TRT, 1028GQ-TR	No	Yes	Yes	Yes
	RSC-GR-6	1U GPU RHS	1 PCI-E x16	1 PCI-E x16	Passive	No	X10DGQ	SC118GQE-R2K03P	1028GQ-TRT, 1028GQ-TR	Yes	Yes	Yes	Yes
	RSC-R1UG-2E8AR+II	1U GPU RHS	1 PCI-E x16	2 PCI-E x8	Passive	Yes	N/A	N/A	N/A	Yes	Yes	Yes	Yes
	RSC-R1UG-E16R-UP	1U GPU RHS	Universal Slot (GPU)	1 PCI-E x16	Passive	Yes	X9SRG-F	118G-1400B118G-1800B118G-1K43B	1017GR-TF, 1017GR-TF-FM109, 1017GR-TF-FM175, 1017GR-TF-FM209, 1017GR-TF-FM275, 5017GR-TF, 5017GR-TF-FM109, 5017GR-TF-FM209, 5017GR-TF-FM275	No	Yes	Yes	Yes
	RSC-R1UG-E16R+II	1U GPU RHS	Universal Slot (GPU)	1 PCI-E x16	Passive	Yes	X9DRG-HF+II, X9DRG-HTF+II, X10DRG-H (T)	SC118GH	1027GR	Yes	Yes	Yes	Yes
	RSC-R1UG-E16BR-X9	1U GPU LHS	PCI-E x16	1 PCI-E x16	Passive	Yes	X9DRG-HF	118GQ	1027GR-TQF, 1027GR-TQF-FM409, 1027GR-TQF-FM475, 1027GR-TQFT, 1027GR-TRF, 1027GR-TRF-FM309, 1027GR-TRF-FM375, 1027GR-TRFT, 1027GR-TSF	Yes	Yes	Yes	No
	RSC-R1UG-E16AR+II	1U GPU RHS	Universal Slot (GPU)	1 PCI-E x16	Passive	Yes	X9DRG-HF+II, X9DRG-HTF+II, X10DRG-H (T)	SC118GH	1027GR-TR2 1027GR-TRT2+	Yes	Yes	Yes	Yes
	RSC-R1UG-E16AR-X9	1U GPU RHS	PCI-E x16	1 PCI-E x16	Passive	Yes	X9DRG-HF, X8DTG-QF+	118G-1400B, 118G-1800B, 118G-1K43B	1026GT-TRF, 1026GT-TRF-FM307, 1026GT-TRF-FM309, 1026GT-TRF-FM375, 1027GR-TQF, 1027GR-TQF-FM409, 1027GR-TQF-FM475, 1027GR-TQFT, 1027GR-TRF, 1027GR-TRF+, 1027GR-TRF-FM309, 1027GR-TRF-FM375, 1027GR-TRFT, 1027GR-TRFT+, 1027GR-TSF, 1026GT-TSF	Yes	Yes	Yes	No

Riser Cards

1U GPU/Xeon® Phi™ (Right Hand Side)

	RSC-R1UG-E16R-X9	1U GPU RHS	Universal Slot (GPU)	1 PCI-E x16	Passive	Yes	X9DRG-HF, X8DTG-QF+	118G-1400B, 118G-1800B, 118G-1K43B	1026GT-TRF, 1026GT-TRF-FM307, 1026GT-TRF-FM309, 1026GT-TRF-FM375, 1027GR-TQF, 1027GR-TQF-FM409, 1027GR-TQF-FM475, 1027GR-TQFT, 1027GR-TRF, 1027GR-TRF+, 1027GR-TRF-FM309, 1027GR-TRF-FM375, 1027GR-TRFT, 1027GR-TRFT+, 1027GR-TSF, 1026GT-TSF	Yes	Yes	Yes	No
	RSC-MLP-E8R	1U MLP RHS	PCI-E x8	1 PCI-E x8	Passive	Yes	X9SCE, X9SCE-F	SC 939H-R1K63B	AOM-CGP-I2M, AOM-CIBF-M1M, AOM-CTG-I1SM	No	Yes	Yes	No

1U Standard (Left Hand Side)

Product Image	Model Name	Category/ Form Factor	MB Fit Type	Riser Card Output Type	Design Type	X9 Support	Motherboards	Chassis	SuperServer	GPU/ Xeon® Phi™ Support	Gen2 Support	Gen3 Support	Auto Detection
	RSC-R1U-33	1U Standard LHS	PCI-32 (33 MHz)	1 PCI	Passive	Yes	X9SBAA-F, X9SBAA	504-203B	5017A-EF	No	No	No	No
	RSC-R1U-UL	1U Standard LHS	PCI-E x8	1 UIO	Passive	No	X7SBL-LN1/2, PDSBM-LN1/2/+, PDSML-LN1/LN2/LN2+/-E+, X7SLA-H/L,X8SIL/E/6-series, X8SI6-F, X7SLM-L, X8STi/E/3-series, X7SPE-series***, X9SRD-F, X9SCA(F), X8SIA(F), X9SCD-F, X9SRL(F), X9SRE-series, X9SRi-series, X9SRH-series, X9SCi-series, X8DTN+, X7DWN+, H8QG-series, N/A, X9SPV-M4	SC815, SC813, SC113	N/A	No	Yes, depending on slots	No	N/A

1U Standard (Left Hand Side)

Product Image	Model Name	Category/ Form Factor	MB Fit Type	Riser Card Output Type	Design Type	X9 Support	Motherboards	Chassis	SuperServer	GPU/ Xeon® Phi™ Support	Gen2 Support	Gen3 Support	Auto Detection
	RSC-RR1U-E8	1U Standard LHS	PCI-E x8	1 PCI-E x8	Passive	Yes	H8DM8-2, H8DME-2, H8SCM-F, H8SML-i, X8DTi, X8DT3, X8DTi-F, X8DT3-F, X8DTi-LN4F, X8DT3-LN4F, X9DRD-iF, X9DRD-7LN4F, X9DRD-7LN4F-JBOD, X9DRD-EF, X8SIL, X8SIL-F , X8SIL-V, X8SIE, X8SIE-F, X8SIE-LN4, X8SIE-LN4F, X8SI6-F, X8STE, X8STi, X8STi-F, X8STi-3F, X8ST3-F, X8STi-LN4, X7SPE-H, X7SPE-HF, X7SPE-H-D525, X7SPA-L, X7SPA-H, X7SPA-HF, X9SCM, X9SCM-F, X9SCM-IIF, X9SCL, X9SCL-F, X9SCL+-F, X9SCA, X9SCA-F, X9SCI-LN4, X9SCI-LN4F, X9SCD-F, X9SRE-F, X9SRE-3F, X9SRi-F, X9SRi-3F, X9SRL-F, X9SRH-7F, X9SRH-7TF, H8SML-7, H8SML-iF, H8SML-7F, X9SPV-M4, X9SPV-F, X9SPV-F-3217UE, X9SPV-F-3610ME, X9SPV-LN4F, X9SPV-LN4F-3LE, X9SPV-LN4F-3QE, X9SPV-M4, X9SPV-M4-3QE, X9SPV-M4-3UE, X7DCL-I, X7DCL-3, X7DWE, X9DRD-3F, X7SLM, X7SLM+, X7SLM-L, PDSBM-LN1, PDSBM-LN2, PDSBM-LN2+, X7SBL-LN1, X7SBL-LN2, X7SB3, X7SB3-F, X7SLA-H, X7SLA-L, X7SPE-HF-D525, X7SPA-HF-D525, X9SRL	111LT-330CB, 111LT-360CB, 111TQ-563CB, 111TQ-600CB, 811L-350B, 812L-520B, 813i-500B, 813LT-350CB, 813LT-R500CB, 813MFTQ-441CB, 813MFTQ-520CB, 813MFTQ-R400CB, 813MT-300CB, 813MT-410CB, 813MTQ-280CB, 815T-330CB, 815T-563CB, 815TQ-563CB, 815TQ-600CB, 502-200B, 512-200B, 512-203B, 512-260B, 512F-350B, 512F-441B, 113MTQ-330CB, 113MTQ-563CB, 113MTQ-600CB, 113MTQ-R400CB, 113TQ-563CB, 113TQ-600CB, 503L-200B, SC112, SC812	1012C-MRF, 1021M-T2+V, 1017C-TF, 1027R-73DARF, 1027R-73DBRF, 5017C-LF, 5017C-MF, 5017C-MTF, 5017C-MTRF, 5017C-TF, 5037MC-H8TRF, 5037MR-H8TRF, 6016T-6F, 6017R-TDF+, 1012A-M73RF, 1012A-MRF, 1012A-MTF, 1015B-3B, 1015B-M3B, 1016i-TF, 1025C-3B, 1025C-M3B, 1027R-73DAF, 5015B-M3B, 5016I-MR, 5016I-MRF, 5016I-MRH, 5016I-MRHF, 5016I-T, 5016I-TF, 5038ML-H8TRF, 6015C-M3, 6015C-M3B, 6015C-MT, 6015C-MT(B), 6017R-M7RF, 6017R-M7UF, 6017R-MTLF	No	Yes, depending on MB	Yes, depending on MB	Yes

1U Standard (Left Hand Side)

Product Image	Model Name	Category/ Form Factor	MB Fit Type	Riser Card Output Type	Design Type	X9 Support	Motherboards	Chassis	SuperServer	GPU/ Xeon® Phi™ Support	Gen2 Support	Gen3 Support	Auto Detection
	RSC-RR1U-E16	1U Standard LHS	PCI-E x16	1 PCI-E x16	Passive	Yes	X8DTH-6, X8DTH-6F, X8DTH-i, X8DTH-iF, X8DTL-3, X8DTL-3F, X8DTL-6, X8DTL-6F, X8DTL-6L, X8DTL-i, X8DTL-iF, X8DTL-L, X8SAX, X8SIE, X8SIE-F, X8SIE-LN4, X8SIE-LN4F, X8SI6-F, X8STE, X8STi, X8STi-F, X8STi-3F, X8ST3-F, X8STi-LN4, X7SPE-H, X7SPE-H-D525, X7SPE-HF, X8SIA, X8SIA-F, X9SCA, X9SCA-F, X9SRL-F, X9SRE-3F, X9SRE-F, X9SRi-3F, X9SRi-F, X9SRH-7F, X9SRH-7TF, X9SCI-LN4, X9SCI-LN4F, H8SML-2, H8QME-2+, H8QM8-2+, H8QM3-2+, H8QMi-2+, H8QI6+-F, H8SCM-F, H8SCM, H8SGL, H8SGL-F, H8QG6+-F, H8QGi+-F, H8QIi+-F, H8QG7+-LN4F, H8QGi+-LN4F, X9SPV-M4, X9SPV-F, X9SPV-F-3217UE, X9SPV-F-3610ME, X9SPV-LN4F, X9SPV-LN4F-3LE, X9SPV-LN4F-3QE, X9SPV-M4-3QE, X9SPV-M4-3UE, X7QCE, X7QC3, X6QTE+, X6DAR-8G, X7DCA-L, X7SLM-L, PDSML-LN1, PDSML-LN2, PDSML-LN2+, PDSML-E+, X9SRL, X7QCE, X7QC3, X7QCE, X7QC3, X6QTE+, X6DAR-8G, X7DCA-L, X7SLM-L, PDSML-LN1, PDSML-LN2, PDSML-LN2+, PDSML-E+, X9SRL, X7QCE, X7QC3	111LT-330CB, 111LT-360CB, 111TQ-563CB, 111TQ-600CB, 113MTQ-330CB, 113MTQ-563CB, 113MTQ-600CB, 113MTQ-R400CB, 113TQ-563CB, 113TQ-600CB, 811L-350B, 812L-520B, 813LT-350CB, 813i-500B, 813LT-R500CB, 813MFTQ-441CB, 813MFTQ-520CB, 813MFTQ-R400CB, 813MT-300CB, 813MT-410CB, 813MTQ-280CB, 815T-330CB, 815T-563CB, 815TQ-563CB, 815TQ-600CB, 502-200B, 512-200B, 512-203B, 512-260B, 512F-350B, 512F-441B, 113MTQ-330CB, 113MTQ-563CB, 113MTQ-600CB, 113MTQ-R400CB, 113TQ-563CB, 113TQ-600CB, 503L-200B, SC112	1012G-MTF, 1041A-T2F, 1041M-T2+B, 1042G-LTF, 1042G-TF, 1017R-MTF, 1026T-M3, 1027B-MTF, 5017R-MF, 5017R-MTF, 5017R-MTRF, 6016T-MR, 6016T-MT, 6016T-MTHF, 6016T-MTLF, 6016T-T, 6017B-MTF, 6017B-MTLF, 6017B-MTRF, 6017R-TDAF, 6017R-TDF, 8016B-6F, 8016B-TF, 8016B-TLF, 8017R-7FT+, 8017R-TF+, 1011M-T2(B), 1041M-82(B), 1041M-T2(B), 1016I-M6F, 1016T-M3FB, 1018D-73MTF, 1026T-T, 1026T-TF, 5015A-EHF, 5016I-M6F, 5016I-MT, 5016I-MTF, 5016I-MTH, 5016I-MTHF, 5016T-MRB, 5016T-MRB-LN4, 5016T-MTFB, 5016T-TB, 5017P-TF, 5017P-TLN4F, 5018D-MF, 5018D-MTLN4F, 5018D-MTRF, 6016T-TF, 6017R-TDLRF, 8014T-T, 8014T-TB, 8015C-TB	No	Yes, depending on MB	Yes, depending on MB	Yes

Riser Cards

1U Ultra (Left Hand Side)

Product Image	Model Name	Category/ Form Factor	MB Fit Type	Riser Card Output Type	Design Type	X9 Support	Motherboards	Chassis	SuperServer	GPU/ Xeon® Phi™ Support	Gen2 Support	Gen3 Support	Auto Detection
	**RSC-UN4-88**	1U Ultra LHS	1 WIO Slot	2 PCI-E x8	Passive	No	X10DRU-i+	119UAC10-R1K02P-N10	1028U-TN10RT+	No	Yes	Yes	Yes

1U Twin (Left Hand Side)

Product Image	Model Name	Category/ Form Factor	MB Fit Type	Riser Card Output Type	Design Type	X9 Support	Motherboards	Chassis	SuperServer	GPU/ Xeon® Phi™ Support	Gen2 Support	Gen3 Support	Auto Detection
	**RSC-R1UT-E16**	1U Twin LHS	PCI-E x16	1 PCI-E x16	Passive	No	X8DTTX8DTT-F, X8DTT-IBX, X8DTT-IBXF, X8DTT-IBQ, X8DTT-IBQF, X8DTT-H, X8DTT-H+, X8DTT-HF, X8DTT-HF+, X8DTT-HIB, XFX8DTT-HIBXF+, X8DTT-HIBQF, X8DTT-HIBQF+, X8DTT-INF, X8DTT-INFF, X8DTT-HIBX, X8DTT-HIBX+, X8DTT-HIBQ, X8DTT-HIBQ+	808T-1K28B808T-1200B808T-780B808T-980B809T-1200B809T-780B809T-980B	6016T-GTF6016T-GIBXF	Yes	Yes	No	N/A
	**RSC-R1UFF-E8**	1U Twin LHS	PCI-E x8	1 PCI-E x8	Passive	Yes	X9DRFF-7G+, X9DRFF-7TG+, X10DRFF-CG	F414IS	F617H6-FTL+, F617H6-FTPTL+	No	Yes	Yes	Yes
	**RSC-R1UFF-E16**	1U Twin LHS	PCI-E x16	1 PCI-E x16	Passive	Yes	X9DRFF	SCF418BC-R1K62BP	F617H6-FT+, F617H6-FTPT+, F617R2-F73, F617R2-FT, F617R2-FT+, F617R3-FT, F617R3-FT+, F627R2-F73	Yes	Yes	Yes	Yes

1U Twin (Right Hand Side)

Product Image	Model Name	Category/ Form Factor	MB Fit Type	Riser Card Output Type	Design Type	X9 Support	Motherboards	Chassis	SuperServer	GPU/ Xeon® Phi™ Support	Gen2 Support	Gen3 Support	Auto Detection
	**RSC-R1U-E16R**	1U Twin RHS	PCI-E x16	1 PCI-E x16	Passive	No	H8DGG-QF, H8DCT-IBQF, H8DCT-F, H8DCT-HLN4F, H8DGT-HLIBQF, H8DGT-HLF, H8DGT-HIBQF, H8DGT-HLIBQF, H8DGT-HF, X7SBT, X8SIT, X9SRG-F, X9DRT-series	SC818T	1022GG-TF, 1122GG-TF, 2022TC-HTRF4, 2022TG-H6IBQRF, 2022TG-H6RF, 2022TG-HIBQRF, 2022TG-HLIBQRF, 2022TG-HLTRF, 2022TG-HTRF, 2122TC-H6RF4, 2122TG-H6IBQRF, 2122TG-H6RF, 2122TG-HIBQRF, 2122TG-HTRF, 2022TC-BIBQRF, 2022TC-BTRF, 1021TM-INF+B, 1021TM-T+B, 2021TM-BIBXRF, 2021TM-BTRF, 1017GR-TF, 1017GR-TF-FM109, 1017GR-TF-FM175, 1017GR-TF-FM209, 1017GR-TF-FM275, 1025TC-10GB, 1025TC-3FB, 1025TC-TB, 1026GT-TF, 1026GT-TF-FM105, 1026GT-TF-FM107, 1026GT-TF-FM109, 1026GT-TF-FM175, 1026GT-TF-FM205, 1026GT-TF-FM207, 1026GT-TF-FM209, 1026GT-TF-FM275, 1026TT-IBQF, 1026TT-IBXF, 1026TT-INFF, 1026TT-TF, 1027TR-TF, 1027TR-TFF, 1027TR-TQF, 2016Ti-HTRF, 2026TT-H6IBQRF, 2026TT-H6IBXRF, 2026TT-H6RF, 2026TT-HIBQRF, 2026TT-HIBXRF, 2026TT-HTRF, 2027TR-H70FRF, 2027TR-H70QRF, 2027TR-H70RF, 2027TR-H71FRF, 2027TR-H71QRF, 2027TR-H71RF, 2027TR-H72FRF, 2027TR-H72QRF, 2027TR-H72RF, 2027TR-HTFRF, 2027TR-HTQRF, 2027TR-HTRF, 5015TB-10GB, 5015TB-TB, 5016Ti-TF, 5017GR-TF, 5017GR-TF-FM109, 5017GR-TF-FM175, 5017GR-TF-FM209, 5017GR-TF-FM275, 5026Ti-BTRF, 5026Ti-HTRF, 6015TC-10GB, 6015TC-LFTB, 6015TC-TB, 6015TW-INFV/B, 6015TW-TV/B, 6016GT-TF, 6016GT-TF-FM107, 6016GT-TF-FM109, 6016GT-TF-FM175, 6016GT-TF-FM205, 6016GT-TF-FM207, 6016GT-TF-FM209, 6016GT-TF-FM275, 6016TT-IBQF, 6016TT-IBXF, 6016TT-INFF, 6016TT-TF, 6017TR-TF, 6017TR-TFF, 6017TR-TQF, 6026TT-BIBQF, 6026TT-BIBQRF, 6026TT-BIBXF, 6026TT-BIBXRF, 6026TT-BINFF, 6026TT-BINFRF, 6026TT-BTF, 6026TT-BTRF, 6026TT-H6IBQRF, 6026TT-H6IBXRF, 6026TT-H6RF, 6026TT-HIBQF, 6026TT-HIBQRF, 6026TT-HIBXF, 6026TT-HIBXRF, 6026TT-HTF, 6026TT-HTRF, 6026TT-IBQF, 6026TT-IBXF, 6026TT-TF, 6027TR-H70FRF, 6027TR-H70QRF, 6027TR-H70RF, 6027TR-H71FRF, 6027TR-H71QRF, 6027TR-H71RF, 6027TR-HTFRF, 6027TR-HTQRF, 6027TR-HTRF, 1022TC-IBQF, 1022TC-TF	No	Yes, depending on slots	No	N/A
	**RSC-R1U-E8R**	1U Twin RHS	PCI-E x8	1 PCI-E x8	Passive	No	X7DBT-series,X7DWT-series, X8DTT-series, X7SBT, X8SIT	SC808, SC809	6015T-TV/B, 6015T-INFV/B	No	Yes, depending on slots	No	N/A
	**RSC-R1UFF-E8R**	1U Twin RHS	PCI-E x8	1 PCI-E x8	Passive	Yes	X9SCFF-F, X9DRFR, X10DRFF-CG	F418BL-R1K62BP	F627R3-FT, F627R3-F73, F517H6-FT, F617H6-FT+, F617H6-FTL+, F617H6-FTPT+, F617H6-FTPTL+, F617R2-FT+, F617R3-FT+, 5017R-IHDP, F517H6-FT	No	Yes	Yes	Yes
	**RSC-R1UF-E16R**	1U Twin RHS	PCI-E x16	1 PCI-E x16	Passive	Yes	X9DRFF	F424AF-R1K28BP	F617R2-R72+, F617R2-RT+	Yes	Yes	Yes	Yes
	**RSC-R1UFF-E16R**	1U Twin RHS	PCI-E x16	1 PCI-E x16	Passive	Yes	X9DRFF	F418BL-R1K62BP	F627R3-FT, F627R3-F73	Yes	Yes	Yes	Yes

Riser Cards

1U UIO (Left Hand Side)

Product Image	Model Name	Category/ Form Factor	MB Fit Type	Riser Card Output Type	Design Type	X9 Support	Motherboards	Chassis	SuperServer	GPU/ Xeon® Phi™ Support	Gen2 Support	Gen3 Support	Auto Detection
	**RSC-R1UU-E16**	1U UIO LHS	Universal SXB2 Slot (UIO)	1 PCI-E x16	Passive	No	X8DTU, X8DTU-F, X8DTU-LN4F+, X8SIU-FH8DMU+, H8SMU, H8DGU, H8DGU-F, H8DGU-LN4F+, X7DBU, X7DGU, X7DWU, X7DCU, X8DTU-6F, X8DTU-6TF, X7SBU, PDSMU, X8SIU	113TQ-560UB, 113TQ-563UB, 113TQ-600UB, 113TQ-R500UB, 113TQ-R650UB, 815TQ-560UB, 815TQ-563UB, 815TQ-600UB, 815TQ-710UB, 812L-280U, 812L-280UB, 812L-520U, 812L-600UB, 111T-560UB, 111TQ-563UB, 111TQ-600UB, 111LT-330UB, 111LT-360UB, 119TQ-R700UB, 819TQ-R700UB, SC515-280UB	N/A	Yes	Yes, depending on MB	No	No
	**RSC-R1UU-2E8**	1U UIO LHS	Universal SXB2 Slot (UIO)	2 PCI-E x8	Passive	No	X8DTU, X8DTU-F, X8DTU-LN4F+, X8SIU-F, H8DMU+, H8SMU, H8DGU, H8DGU-F, H8DGU-LN4F+, X7DBU, X7DGU, X7DWU, X7DCU, X8DTU-6F, X8DTU-6TF, X7SBU, PDSMU, X8SIU, X7DBU, X7DGU, X7DWU, X7DCU, X8DTU-6F, X8DTU-6TF, X7SBU, PDSMU, X8SIU	113TQ-560UB, 113TQ-563UB, 113TQ-600UB, 113TQ-R500UB, 113TQ-R650UB, 815TQ-560UB, 815TQ-563UB, 815TQ-600UB, 815TQ-710UB, 812L-280U, 812L-280UB, 812L-520U, 812L-600UB, 111T-560UB, 111TQ-563UB, 111TQ-600UB, 111LT-330UB, 111LT-360UB, 119TQ-R700UB, 819TQ-R700UB, 515-280UB	1022G-NTF, 1026T-6RF+, 1026T-6RFT+, 6016T-6RFT+, 6016T-NTF, 6016T-NTRF, 6016T-NTRF4+, 1011M-Ni(B), 1011M-URV/B, 5015B-NTB, 5015B-NTRB, 5015M-Ni(B), 5015M-NTRV/B, 5015M-NTV/B, 5016i-NTF, 6015B-Ni(B), 6015B-NTRV/B, 6015B-NTV/B, 6015C-Ni(B), 6015C-NTRV/B, 6015C-NTV/B, 6015W-Ni(B), 015W-NTRV/B, 6015W-NTV/B, 6016T-6RF+, 6016T-NT	No	Yes, depending on MB	No	No
	**RSC-R1UU-2U**	1U UIO LHS	Universal SXB2 Slot (UIO)	2 UIO	Passive	No	X8DTU, X8DTU-F, X8DTU-LN4F+, X8SIU-F, H8DMU+, H8SMU, H8DGU, H8DGU-F, H8DGU-LN4F+, X7DBU, X7DGU, X7DWU, X7DCU, X8DTU-6F, X8DTU-6TF, X7SBU, PDSMU, X8SIU	113TQ-560UB, 113TQ-563UB, 113TQ-600UB, 113TQ-R500UB, 113TQ-R650UB, 815TQ-560UB, 815TQ-563UB, 815TQ-600UB, 815TQ-710UB, 812L-280U, 812L-280UB, 812L-520U, 812L-600UB, 111T-560UB, 111TQ-563UB, 111TQ-600UB, 111LT-330UB, 111LT-360UB, 119TQ-R700UB, 819TQ-R700UB, 515-280UB	N/A	No	Yes, depending on MB	No	No
	**RSC-R1UU-UE8**	1U UIO LHS	Universal SXB2 Slot (UIO)	1 PCI-E x8; 1 UIO	Passive	No	X8DTU, X8DTU-F, X8DTU-LN4F+, X8SIU-F, H8DMU+, H8SMU, H8DGU, H8DGU-F, H8DGU-LN4F+, X7DBU, X7DGU, X7DWU, X7DCU, X8DTU-6F, X8DTU-6TF, X7SBU, PDSMU, X8SIU	113TQ-560UB, 113TQ-563UB, 113TQ-600UB, 113TQ-R500UB, 113TQ-R650UB, 815TQ-560UB, 815TQ-563UB, 815TQ-600UB, 815TQ-710UB, 812L-280U, 812L-280UB, 812L-520U, 812L-600UB, 111T-560UB, 111TQ-563UB, 111TQ-600UB, 111LT-330UB, 111LT-360UB, 119TQ-R700UB, 819TQ-R700UB, 515-280UB	1022G-NTF, 1026T-6RF+, 1026T-6RFT+, 6016T-6RFT+, 6016T-NTF, 6016T-NTRF, 6016T-NTRF4+, 1011M-Ni(B), 1011M-URV/B, 5015B-NTB, 5015B-NTRB, 5015M-Ni(B), 5015M-NTRV/B, 5015M-NTV/B, 5016i-NTF, 6015B-Ni(B), 6015B-NTRV/B, 6015B-NTV/B, 6015C-Ni(B), 6015C-NTRV/B, 6015C-NTV/B, 6015W-Ni(B), 015W-NTRV/B, 6015W-NTV/B, 6016T-6RF+, 6016T-NT	No	Yes, depending on MB	No	No
	**RSC-R1UU-UE8E16**	1U UIO LHS	Universal SXB2 Slot (UIO)	1 PCI-E x8; PCI-E x16	Passive	No	X8DTU, X8DTU-F, X8DTU-LN4F+, X9SPU-F, X9DBU-If, X9DBU-3F, H8DGU, H8DGU-F, H8DGU-LN4F+, X8SIU-F, X8SIU	113TQ-560UB, 113TQ-563UB, 113TQ-600UB, 113TQ-R500UB, 113TQ-R650UB, 815TQ-560UB, 815TQ-563UB, 815TQ-600UB, 815TQ-710UB, 812L-280U, 812L-280UB, 812L-520U, 812L-600UB, 111T-560UB, 111TQ-563UB, 111TQ-600UB, 111LT-330UB, 111LT-360UB, 119TQ-R700UB, 819TQ-R700UB, 515-280UB	6017B-NTF	Yes	Yes, depending on MB	Yes, depending on MB	Yes dependingd on MB
	**RSC-R1UU-UE16**	1U UIO LHS	Universal SXB2 Slot (UIO)	1 PCI-E x16; 1 UIO	Passive	Yes	X8DTU, X8DTU-F, X8DTU-LN4F+, X9SPU-F, X9DBU-iF, X9DBU-3F, H8DGU, H8DGU-F, H8DGU-LN4F+,	113TQ-560UB, 113TQ-563UB, 113TQ-600UB, 113TQ-R500UB, 113TQ-R650UB, 815TQ-560UB, 815TQ-563UB, 815TQ-600UB, 815TQ-710UB, 812L-280U, 812L-280UB, 812L-520U, 812L-600UB, 111T-560UB, 111TQ-563UB, 111TQ-600UB, 111LT-330UB, 111LT-360UB, 119TQ-R700UB, 819TQ-R700UB, 515-280UB	1022G-URF, 1026T-UF, 1026T-URF, 1026T-URF4+, 1026T-URF4+-LR, 5017C-URF, 6016T-UF, 6016T-URF, 6016T-URF4+, 6016T-U, 6016T-U, 6017B-URF	Yes	Yes, depending on MB	Yes, depending on MB	Yes

1U UIO (Right Hand Side)

Product Image	Model Name	Category/ Form Factor	MB Fit Type	Riser Card Output Type	Design Type	X9 Support	Motherboards	Chassis	SuperServer	GPU/ Xeon® Phi™ Support	Gen2 Support	Gen3 Support	Auto Detection
	**RSC-R1UU-E8PR**	1U UIO RHS	PCI-E x8	1 PCI-E x8	Passive	No	X8DTU, X8DTU-F, X8DTU-LN4F+, X7DWU, X7DCU, X8DTU-6F, X8DTU-6TF	113TQ-560UB, 113TQ-563UB, 113TQ-600UB, 113TQ-R500UB, 113TQ-R650UB, 815TQ-560UB, 815TQ-563UB, 815TQ-600UB, 815TQ-710UB, 812L-280U, 812L-280UB, 812L-520U, 812L-600UB, 111T-560UB, 111TQ-563UB, 111TQ-600UB, 111LT-330UB, 111LT-360UB, 119TQ-R700UB, 819TQ-R700UB, SC515-280UB	N/A	No	Yes, depending on slots	No	No
	**RSC-R1UU-E8R+**	1U UIO RHS	PCI-E x8	1 PCI-E x8	Passive	No	X8SIU-F, X9SPU-F, H8SMU, X8DTU-LN4F+, X8DTU-6F+, X8SIU-F	113TQ-560UB, 113TQ-563UB, 113TQ-600UB, 113TQ-R500UB, 113TQ-R650UB, 815TQ-560UB, 815TQ-563UB, 815TQ-600UB, 815TQ-710UB, 812L-280U, 812L-280UB, 812L-520U, 812L-600UB, 111T-560UB, 111TQ-563UB, 111TQ-600UB, 111LT-330UB, 111LT-360UB, 119TQ-R700UB, 819TQ-R700UB, 515-280UB	N/A	No	No	No	No

Supermicro WIO Riser Cards support PCI-E 3.0 expansion slots, accommodating multiple add-on cards, for WIO motherboards and 1U/2U servers.

Riser Cards

1U WIO (Left Hand Side)

Product Image	Model Name	Category/ Form Factor	MB Fit Type	Riser Card Output Type	Design Type	X9 Sup-port	Motherboards	Chassis	SuperServer	GPU/ Xeon® Phi™ Support	Gen2 Sup-port	Gen3 Sup-port	Auto Detection
	RSC-W-68	1U WIO LHS	WIO Slot	1 PCI-E x8 1 PCI-E x16	Passive	Yes	X11SSW-F	WIO Chassis	5019S-WR	No	Yes	Yes	No
	RSC-W-88	1U WIO LHS	WIO Slot	2 PCI-E x8	Passive	No	X10DRW-i	WIO Chassis	6028R-WTR, 1028R-WTR, 1028R-WC1R	No	Yes	Yes	Yes
	RSC-R1UW-2E16	1U WIO LHS	WIO Slot	2 PCI-E x16	Passive	Yes	X9SRW-3F, X9SRW-F, X9DRW-iF, X9DRW-3F, X9DRW-3LN4F+, X9DRW-3TF+, X10DRW-series / X10DRT-T/X10DDW-i	WIO Chassis	1027R-72BRFTP, 1027R-72RFTP, 1027R-N3RF, 1027R-WRF, 1027R-WRF4+, 1027R-WRFT+, 5017R-WRF, 6017R-72RFTP, 6017R-N3RF4+, 6017R-N3RFT+, 6017R-NTF, 6017R-WRF	Yes	Yes	Yes	Yes
	RSC-R1UW-U	1U WIO LHS	WIO Slot	1 UIO	Passive	Yes	X9SRW-3F, X9SRW-F, X9DRW-iF, X9DRW-3F, X9DRW-3LN4F+, X9DRW-3TF+, X10DRW-series, X10SRW-F	WIO Chassis	N/A	No	Yes	Yes	No
	RSC-R1UW-E16	1U WIO LHS	WIO Slot	1 UIO	Passive	Yes	X9DRD-CNT+, X10DRW-series, X10SRW-F	1U WIO Chassis	N/A	Yes	Yes	Yes	Yes

1U WIO (Right Hand Side)

Product Image	Model Name	Category/ Form Factor	MB Fit Type	Riser Card Output Type	Design Type	X9 Sup-port	Motherboards	Chassis	SuperServer	GPU/ Xeon® Phi™ Support	Gen2 Sup-port	Gen3 Sup-port	Auto Detection
	RSC-R1UW-E8R	1U WIO RHS	WIO Slot	1 PCI-E x8	Passive	Yes	X9SRW-3F, X9SRW-F, X9DRW-iF, X9DRW-3TF+, X9DRW-3LN4F+, X9DRW-7TPF+, X10SRW-F, X10DDW-I	WIO Chassis	5017R-WRF, 1027R-72BRFTP, 1027R-72RFTP, 1027R-WRF4+, 1027R-WRFT+, 6017R-72RFTP, 6017R-N3RF4+, 6017R-N3RFT+	No	Yes	Yes	No

2U GPU/Xeon® Phi™ (Left Hand Side)

Product Image	Model Name	Category/ Form Factor	MB Fit Type	Riser Card Output Type	Design Type	X9 Sup-port	Motherboards	Chassis	SuperServer	GPU/ Xeon® Phi™ Support	Gen2 Sup-port	Gen3 Sup-port	Auto Detection
	RSC-G2F-A66	2U GPU LHS	1 PCI-E x16	2 PCI-E x16	Active	No	X10DRG-H, X10DRG-HT	SC218GH-R2K03B	2028GR-TR, 2028GR-TRH, 2028GR-TRHT, 2028GR-TRT	Yes	Yes	Yes	Yes
	RSC-R2UG-E8G-X9	2U GPU LHS	Universal Slot (GPU)	1 PCI-E x8	Passive	Yes	X9DRG-HF, X9DRG-HTF	218G-R1800B	2027GR-TRF, 2027GR-TRF-FM409, 2027GR-TRF-FM475, 2027GR-TRFT, 2027GR-TSF	No	Yes	Yes	Yes
	RSC-R2UG-A2E16-A	2U GPU LHS	Universal Slot (GPU)	2 PCI-E x16	Active	Yes	X9DRG-HF, X9DRG-HTF	218G-R1800B	2027GR-TRFH, 2027GR-TRFHT, 2027GR-TRFH-FM609, 2027GR-TRFH-FM675	Yes	Yes	Yes	Yes
	RSC-R2UG-A2E16-B	2U GPU LHS	Universal Slot (GPU)	2 PCI-E x16	Active	Yes	X9DRG-HF, X9DRG-HTF	218G-R1800B	2027GR-TRFH, 2027GR-TRFHT, 2027GR-TRFH-FM609, 2027GR-TRFH-FM675	Yes	Yes	Yes	Yes
	RSC-R2UG-2E4E8	2U GPU LHS	PCI-E x16	1 PCI-E x8; 2 PCI-E x4	Passive	Yes	X8DTG-QF+	218G-R1800B	2026GT-TF, 2026GT-TRF, 2026GT-TRF-FM407, 2026GT-TRF-FM409	N/A	Yes	No	Yes
	RSC-R2UG-2E16	2U GPU LHS	Universal Slot (GPU)	2 PCI-E x16	Passive	No	X8DTG-QF+	218G-R1800B	2026GT-TF, 2026GT-TRF, 2026GT-TRF-FM407, 2026GT-TRF-FM409	Yes	Yes	No	Yes
	RSC-R2UG-2E16-X9	2U GPU LHS	Universal Slot (GPU)	2 PCI-E x16	Passive	Yes	X9DRG-HF, X9DRG-HTF, X10DRG-H (T)	218G-R1800B	2027GR-TRF, 2027GR-TRF-FM409, 2027GR-TRF-FM475, 2027GR-TRFT, 2027GR-TSF	Yes	Yes	Yes	Yes

2U GPU/Xeon® Phi™ (Right Hand Side)

Product Image	Model Name	Category/ Form Factor	MB Fit Type	Riser Card Output Type	Design Type	X9 Sup-port	Motherboards	Chassis	SuperServer	GPU/ Xeon® Phi™ Support	Gen2 Sup-port	Gen3 Sup-port	Auto Detection
	RSC-G2FR-A66	2U GPU RHS	1 PCI-E x16	2 PCI-E x16	Active	Yes	X10DRG-H, X10DRG-HT	SC218GH-R2K03B	2028GR-TR, 2028GR-TRH, 2028GR-TRHT, 2028GR-TRT	Yes	Yes	Yes	Yes
	RSC-R2UG-UR-X9	2U GPU RHS	PCI-E x8	1 UIO	Passive	Yes	X8DTG-QF+, X9DRG-QF+	218G-R1800B	N/A	N/A	Yes	Yes	N/A
	RSC-R2UG-E16R-X9	2U GPU RHS	PCI-E x16	1 PCI-E x16	Passive	Yes	X8DTG-QF+	218G-R1800B	2026GT-TF, 2026GT-TRF, 2026GT-TRF-FM407, 2026GT-TRF-FM409, 2026GT-TRF-FM475, 2027GR-TRFH-FM609, 2027GR-TRFH-FM675, 2027GR-TRFT, 2027GR-TSF	Yes	Yes	Yes	N/A
	RSC-R2UG-2E16R-X9	2U GPU RHS	Universal Slot (GPU)	2 PCI-E x16	Passive	Yes	X8DTG-QF+X9DRG-HFX9DRG-HF+	218G-R1800B	2027GR-TRF, 2027GR-TRF-FM409, 2027GR-TRF-FM475, 2027GR-TRFH, 2027GR-TRFHT, 2026GT-TF, 2026GT-TRF, 2026GT-TRF-FM407, 2026GT-TRF-FM409, 2026GT-TRF-FM475, 2027GR-TRFH-FM609, 2027GR-TRFH-FM675, 2027GR-TRFT, 2027GR-TSF	Yes	Yes	Yes	Yes

2U Standard (Left Hand Side)

Product Image	Model Name	Category/ Form Factor	MB Fit Type	Riser Card Output Type	Design Type	X9 Sup-port	Motherboards	Chassis	SuperServer	GPU/ Xeon® Phi™ Support	Gen2 Sup-port	Gen3 Sup-port	Auto Detection
	RSC-R2U-E8	2U Standard LHS	PCI-E x8	1 PCI-E x8	Passive	Yes	H8SCM-F, H8SCM, X8SIE, X8SIE-F, X8SIE-LN4, X8SIE-LN4F, X8DT3, X8DT3-F, X8DT3-LN4F, X8DTi, X8DTi-F, X8DTi-LN4F, X8DTN+, X8DTN+-F, X8ST3-F, X8STE, X8STi, X8SIL, X8SIL-F , X8SIE, X8SIE-F, X8SIE-LN4, X8SIE-LN4F, X8SI6-F, X9SCI-LN4, X9SCI-LN4F, X9SCA, X9SCA-F	825MTQ-R700LPB, 825TQ-600LPB, 825TQ-R720LPB, 826A-R1200LPB, 826BA-R1K28LPB, 826BA-R920LPB, 826BE16-R1K28LPB, 826BE16-R920LPB, 216A-R900LPB, 216E16-R1200LPB	N/A	No	No	No	No

Riser Cards

2U Standard (Left Hand Side)

	RSC-R2U-2E8	2U Standard LHS	PCI-E x16	2 PCI-E x8	Passive	No	X8SIE, X8SIE-F, X8SIE-LN4, X8SIE-LN4F, X8DTL-i, X8DTL-iF, X8DTL-3, X8DTL-3F, X8DTL-6, X8DTL-6F, X8DTL-6L, X8DTL-L,	825MTQ-R700LPB, 825MTQ-R700UB, 825TQ-600LPB, 825TQ-R500WB, 825TQ-R720LPB, 825TQ-R720UB, 825TQ-R740LPB, 825TQ-R740UB, 825TQ-R740WB, 826A-R1200LPB, 826A-R1200U, 826BA-R1K28LPB, 826BA-R1K28WB, 826BA-R920LPB, 826BA-R920UB, 826BA-R920WB, 826BE16-R1K28LPB, 826BE16-R1K-28WB, 826BE16-R920LPB, 823i-550LPB, 823i-R500RCB, 823MTQ-R700LPB, 823MTQ-R700UB, 823S-R500LPB, 823T-R500LPB, 823T-R500RCB, 823TQ-650LPB, 823TQ-653LPB, 823TQ-R500LPB,	N/A	No	No	No	No
	RSC-R2U-A3E8+	2U Standard LHS	PCI-E x8 Slot with SEPC	3 PCI-E x8	Active	No	X8DTN+, X8DTN+-F, X8DTN+-F-LR, X8DTN+-LR, X8DTi, X8DTi-F, X8DTi-LN4F, X8DT3, X8DT3-F, X8DT3-LN4F, X7DWN	825MTQ-R700LPB, 825MTQ-R700UB, 825TQ-600LPB, 825TQ-R500WB, 825TQ-R720LPB, 825TQ-R720UB, 825TQ-R740LPB, 825TQ-R740UB, 825TQ-R740WB	N/A	No	Yes	Yes	Yes

2U Ultra (Left Hand Side)

Product Image	Model Name	Category/ Form Factor	MB Fit Type	Riser Card Output Type	Design Type	X9 Support	Motherboards	Chassis	SuperServer	GPU/ Xeon® Phi™ Support	Gen2 Support	Gen3 Support	Auto Detection
	RSC-U2N4-6	2U Ultra LHS	1 WIO Slot	2 PCI-E x8	Passive	No	X10DRU-i+	CSE-219UAC-R1K02	SYS-2028U-TN24RT+	Yes	Yes	Yes	Yes

2U Twin (Left Hand Side)

Product Image	Model Name	Category/ Form Factor	MB Fit Type	Riser Card Output Type	Design Type	X9 Support	Motherboards	Chassis	SuperServer	GPU/ Xeon® Phi™ Support	Gen2 Support	Gen3 Support	Auto Detection
	RSC-R2UFF-E16A	2U Twin LHS	PCI-E x16	1 PCI-E x16	Passive	Yes	X9DRFF-iG+	SCF424AG, SCF424BG	F627G2-F73+, F627G2-F73PT+, F627G2-FT+, F627G2-FTPT+, F627G3-F73+, F627G3-F73PT+, F627G3-FT+, F627G3-FTPT+	Yes	Yes	Yes	Yes
	RSC-R2UFF-2E16B	2U Twin LHS	PCI-E x16	2 PCI-E x16	Passive	Yes	X9DRFF-iG+	SCF424AG, SCF424BG	F627G2-F73+, F627G2-F73PT+, F627G2-FT+, F627G2-FTPT+, F627G3-F73+, F627G3-F73PT+, F627G3-FT+, F627G3-FTPT+	Yes	Yes	Yes	Yes

2U Twin (Right Hand Side)

Product Image	Model Name	Category/ Form Factor	MB Fit Type	Riser Card Output Type	Design Type	X9 Support	Motherboards	Chassis	SuperServer	GPU/ Xeon® Phi™ Support	Gen2 Support	Gen3 Support	Auto Detection
	RSC-R2UT-3E8R	2U Twin RHS	PCI-E x8PCI-E x16	3 PCI-E x8	Passive	Yes	X9DRT-F, X9DRT-HF, X9DRT-HIBFF, X9DRT-HIBQF, X9DRT-IBFF, X9DRT-IBQF	SC827T-R1400B, SC827T-R1200	2027TR-D70FRF, 2027TR-D70QRF, 2027TR-D70RF, 6027TR-D70FRF, 6027TR-D70QRF, 6027TR-D70RF, 6027TR-D71FRF, 6027TR-D71QRF, 6027TR-D71RF, 6027TR-DTFRF, 6027TR-DTQRF, 6027TR-DTRF	No	Yes	Yes	Yes
	RSC-R2UF-E16R	2U Twin RHS	PCI-E x16	1 PCI-E x16	Passive	Yes	X9DRFR-F	SCF424AS-R1K28BP	N/A	Yes	Yes	Yes	Yes
	RSC-R2UT-E8E16R	2U Twin RHS	PCI-E x8PCI-E x16	1 PCI-E x8; 1 PCI-E x16	Passive	Yes	X9DRT-F, X9DRT-HF, X9DRT-HIBFF, X9DRT-HIBQF, X9DRT-IBFF, X9DRT-IBQF	SC827T-R1400B, SC827T-R1200	6027TR-GTRF	Yes	Yes	Yes	Yes
	RSC-R2UT-2E8R	2U Twin RHS	PCI-E x16	2 PCI-E x8	Passive	No	X8DTT, X8DTT-F, X8DTT-IBX, X8DTT-IBXF, X8DTT-IBQ, X8DTT-IBQF, X8DTT-HXSDTT-HF, X8DTT-H+, X8DTT-HF+, X8DTT-HIBXF, X8DTT-HIBXF+, X8DTT-HIBQF, X8DTT-HIBQF+, H8DCT-HLN4F	827H-R1400B, 827T-R1200	2026TT-DLIBQRf, 2026TT-DLIBXRF, 2026TT-DLRF, 6026TT-D6IBQRF, 6026TT-D6IBXF, 026TT-HDIBQRF, 6026TT-HDIBXRF, 6026TT-HDTRF, 2122TC-DL0RF4	No	Yes	No	Yes
	RSC-R2UF-2E8GR	2U Twin RHS	PCI-E x16	2 PCI-E x8	Passive	Yes	X9DRFR-F	SCF424AS-R1K28BP	N/A	No	Yes	Yes	Yes
	RSC-R2UT-E16R	2U Twin RHS	PCI-E x16	1 PCI-E x16	Passive	No	X8DTT, X8DTT-F, X8DTT-HBX, X8DTT-IBXF, X8DTT-IBQ, X8DTT-IBQF, X8DTT-H, X8DTT-HF, X8DTT-H+, X8DTT-HF+, X8DTT-HIB, XFX8DTT-HIB, XF+X8DTT-HIBQF, X8DTT-HIBQF+, H8DGT-HF, H8DGT-HIBQF, H8DGT-HLF, H8DGT-HLIBQF, X7DWT, X7DWT-INF, X7DWT-INF+, X8DTT-INF, X8DTT-INFF, X8DTT-HIBX, X8DTT-HIBX+	827H-R1400B, 827T-R1200	6026TT-GIBQRF, 6026TT-GIBXRF, 6026TT-GTRF	Yes	Yes	No	No
	RSC-R2UT-2E4E8R-SS026	2U Twin RHS	PCI-E x16	2 PCI-Ex4; 1 PCI-E x8	Passive	No	X8DTS-F	SC937ETS	2026T-DE2R24L, 6036ST-6HR, 6036ST-6LR	No	Yes	No	Yes

2U UIO (Left Hand Side)

Product Image	Model Name	Category/ Form Factor	MB Fit Type	Riser Card Output Type	Design Type	X9 Support	Motherboards	Chassis	SuperServer	GPU/ Xeon® Phi™ Support	Gen2 Support	Gen3 Support	Auto Detection
	RSC-R2UU-E8E16	2U UIO LHS	Universal SXB2 Slot (UIO)	1 PCI-E x8; 1 PCI-E x16	Passive	Yes	X8DTUX8DTU-F, X8DTU-LN4F+, H8DGU, H8DGU-F, H8DGU-LN4F+, X9DBU-3F, X9DBU-iF	UIO Chassis	N/A	No	Yes	Yes	Yes
	RSC-R2UU-U2E4E8G	2U UIO LHS	Universal SXB2 Slot (UIO)	1 PCI-E x8; 2 PCI-E x4; 1 UIO	Passive	Yes	X8DTU, X8DTU-F, X8DTU-LN4F+, X9DBU-3F, X9DBU-iF, X9SPU-F	UIO Chassis	2026T-URF4+, 6026T-URF4+, 6027B-URF	No	Yes	Yes	Yes
	RSC-R2UU-A4E8+	2U UIO LHS	SXB-E Universal Slot (UIO)	4 PCI-E x8	Active	No	X8DTU, X8DTU-F, X8DTU-LN4F+, H8DGU, H8DGU-F, H8DGU-LN4F+	UIO Chassis	N/A	No	Yes	No	No
	RSC-R2UU-2U	2U UIO LHS	SXB-E Universal Slot (UIO)	2 UIO	Passive	No	H8DMU+, H8SMU, H8DGU, H8DGU-F, H8DGU-LN4F+, X8DTU, X8DTU-F, X8SIU-F, X7DCU, X7DBU, X7DWU, X7DGU, X8DTU-6F, X8DTU-6TF, X8SIU, X7SBU, PDSMU	UIO Chassis	N/A	No	Yes, depending on slots	No	No

Riser Cards

2U UIO (Left Hand Side)

	RSC-R2UU-UA3E8+	2U UIO LHS	SXB-E Universal Slot (UIO)	3 PCI-E x8; 1 UIO	Active	No	X8DTU, X8DTU-F, X8DTU-LN4F+, H8DGU, H8DGU-F, H8DGU-LN4F+	UIO Chassis	2022G-URF, 2022G-URF4+, 6026T-UR, 6026T-URF	No	Yes	No	No
	RSC-R2UU-3E8G	2U UIO LHS	UIO (PCI-E x8)	3 PCI-E x8	Passive	No	X8DTU, X8DTU-F, X8DTU-LN4F+, H8DGU, H8DGU-F, H8DGU-LN4F+, X9DBU-3F, X9DBU-iF	UIO Chassis	N/A	No	Yes	Yes	Yes
	RSC-R2UU-UE8	**2U UIO LHS**	Universal SXB2 Slot (UIO)	1 UIO1 11 PCI-E x8	Passive	No	H8DMU+, H8SMU, X7SBU, X7DCU, X7DBU, X7DWU, X7DGU, X8DTU-6F, X8DTU-6TF"	UIO Chassis	N/A	No	Yes, depend-ing on MB	No	No
	RSC-R2UU-2E8	**2U UIO LHS**	Universal SXB2 Slot (UIO)	2 PCI-E x8	Passive	No	H8DMU+, H8SMU, X7SBU, X7DCU, X7DBU, X7DWU, X7DGU, X8DTU-6F, X8DTU-6TF"	UIO Chassis	N/A	No	Yes, depend-ing on MB	No	No

2U UIO (Right Hand Side)

Product Image	Model Name	Category/ Form Factor	MB Fit Type	Riser Card Out-put Type	Design Type	X9 Sup-port	Motherboards	Chassis	SuperServer	GPU/ Xeon® Phi™ Support	Gen2 Sup-port	Gen3 Sup-port	Auto Detection
	RSC-R2UU-2E8R	2U UIO RHS	PCI-E x16	2 PCI-E x8	Passive	No	H8DMU+, X7DWU	UIO Chassis	2021M-UR+V, 2021M-UR+B, 6025W-URV, 6025W-URB	No	Yes, depend-ing on slots	No	No
	RSC-R2UU-2E4E8R	2U UIO RHS	PCI-E x16	2 PCI-E x4; 1 PCI-E x8	Passive	No	X8DTU-LN4F+	UIO Chassis	2026T-URF4+, 6026T-URF4+	No	Yes	No	No
	RSC-R2UU-2E4R	2U UIO RHS	PCI-E x8	2 PCI-E x4	Passive	No	X8DTU, X8DTU-F, X8DTU-6F+, X8DTU-6TF+, X9DBU-iF, X9DBU-3F, X8SIU-F, X9SPU-F, X7SBU, X7DWU, X8DTU-LN4F, X8SIU	UIO Chassis	N/A	No	Yes	Yes	Yes
	RSC-R2UU-2E2E4R	2U UIO RHS	PCI-E x8	2 PCI-E x2; 1 PCI-E x4	Passive	No	H8DGU-LN4F+	UIO Chassis	N/A	No	Yes	No	No

2U WIO (Left Hand Side)

Product Image	Model Name	Category/ Form Factor	MB Fit Type	Riser Card Out-put Type	Design Type	X9 Sup-port	Motherboards	Chassis	SuperServer	GPU/ Xeon® Phi™ Support	Gen2 Sup-port	Gen3 Sup-port	Auto Detection
	RSC-R2UW-2E8E16+	2U WIO LHS	WIO Slot	2 PCI-E x16; 1 PCI-E x8	Passive	Yes	X9DRW-If, X9DRW-3F, X9DRD-iT+ , X10DRW-series and X10QRH+, X10DRW-series and X10QRU series	WIO CHASSIS	N/A	Yes	Yes	Yes	Yes
	RSC-R2UW-2E8E16	2U WIO LHS	WIO Slot	2 PCI-E x8; 1 PCI-E x16	Passive	Yes	X9SRW-F, X9SRW-3F, X9DRW-iF, X9DRW-3F, X9DRW-3TF+, X9DRW-3LN4F+	WIO CHASSIS	6027R-72RFTP+, 2027R-72RFTP+	Yes	Yes	Yes	Yes
	RSC-R2UW-U2E8	2U WIO LHS	WIO Slot	2 PCI-E x8; 1 UIO	Passive	Yes	X9SRW-F, X9SRW-3F, X9DRW-iF, X9DRW-3F, X9DRW-3TF+, X9DRW-3LN4F+, X10DRW-series	WIO CHASSIS	N/A	No	Yes	Yes	Yes
	RSC-R2UW+-2E16-2E8	2U WIO LHS	WIO Slot	2 PCI-E x16; 2 PCI-E x8	Passive	Yes	X9DRW-3LN4F+, X9DRW-3TF+, X9DRW-7TPF+	WIO CHASSIS	N/A	Yes	Yes	Yes	Yes
	RSC-R2UW-4E8	2U WIO LHS	WIO Slot	4 PCI-E x8	Passive	Yes	X9SRW-F, X9SRW-3F, X9DRW-iF, X9DRW-3F, X9DRW-3TF+, X9DRW-3LN4F+, X10DRW-series	WIO CHASSIS	5027R-WRF, 2027R-N3RF4+, 2027R-N3RFT+, 6027R-N3RF4+, 6027R-N3RFT+	No	Yes	Yes	Yes

2U WIO (Right Hand Side)

Product Image	Model Name	Category/ Form Factor	MB Fit Type	Riser Card Out-put Type	Design Type	X9 Sup-port	Motherboards	Chassis	SuperServer	GPU/ Xeon® Phi™ Support	Gen2 Sup-port	Gen3 Sup-port	Auto Detection
	RSC-R2UW-2E4R	2U WIO RHS	1 PCI-E x16	2 PCI-E x8	Passive	Yes	X9SRW-F, X9SRW-3F, X9DRW-F-SS022, X10SRW-F	2U WIO chassis	N/A	No	Yes	Yes	Yes
	RSC-R2UW-E8R-UP	2U WIO RHS	WIO Slot	1 PCI-E x8	Passive	Yes	X9SRW-3F, X9SRW-F, X10DDW-I and X10SRW-F	WIO Chassis	5027R-WRF	No	Yes	Yes	Yes
	RSC-R2UW-2E8R	2U WIO RHS	WIO Slot	2 PCI-E x8	Passive	Yes	X9DRW-iFX9DRW-3FX9DRW-3TF+X9DRW-3LN4F+	WIO Chassis	2027R-72RFTP+, 6027R-72RFTP+	No	Yes	Yes	Yes

Supermicro WIO Riser Cards support PCI-E 3.0 expansion slots, accommodating multiple add-on cards, for WIO motherboards and 1U/2U servers.

Trusted Platform Module (TPM)

Provisioned TPM

TPM	Types	Differentiators	FormFactors	Pictures	Model Numbers
Provisioned TPM+ TXT	Server (S)	96-Byte index Memory Support: Intel® Xeon® E5/E7	Vertical (V)		AOM-TPM-9655V-S AOM-TPM-9665V-S
			Horizontal (H)		AOM-TPM-9655H-S AOM-TPM-9665H-S
	Client (C)	48-Byte index Memory Support: Intel® Xeon® E3 Intel® Core™ I5/i7	Vertical (V)		AOM-TPM-9655V-C AOM-TPM-9665V-C
			Horizontal (H)		AOM-TPM-9655H-C AOM-TPM-9665H-C

TPM Products

TCG	Model #	Form Factor	TXT*	MB Platform	Supported CPUs
TPM 1.2	**AOM-TPM-9655V**	Vertical	N/A	Intel® & AMD	Any MB's Supported CPU
	AOM-TPM-9655V-S	Vertical	Server	Intel®	Xeon® E5/7 processors
	AOM-TPM-9655V-C	Vertical	Client	Intel®	Intel® Core™ i5/i7 & Xeon® E3 Processors
	AOM-TPM-9655H	Horizontal	N/A	Intel® & AMD	Any MB's Supported CPU
	AOM-TPM-9655H-S	Horizontal	Server	Intel®	Xeon® E5/7 processors
	AOM-TPM-9655H-C	Horizontal	Client	Intel®	Intel® Core™ i5/i7 & Xeon® E3 Processors
TPM 2.0	**AOM-TPM-9665V**	Vertical	N/A	Intel	Any MB's Supported CPU
	AOM-TPM-9665V-S	Vertical	Server	Intel®	Xeon® E5/7 processors
	AOM-TPM-9665V-C	Vertical	Client	Intel®	Intel® Core™ i5/i7 & Xeon® E3 Processors
	AOM-TPM-9665H	Horizontal	N/A	Intel	Any MB's Supported CPU
	AOM-TPM-9665H-S	Horizontal	Server	Intel®	Xeon® E5/7 processors
	AOM-TPM-9665H-C	Horizontal	Client	Intel®	Intel® Core™ i5/i7 & Xeon® E3 Processors

** TPM Provisioning is required for TXT function, selecting server or client provisioning depends on the CPU and MB that is going to be used*

Mobile Racks

High Performance, Scalability & Flexibility for Next Generation Enterprise Server/Storage Solutions

New! SAS 3.0 (12Gbps) *New! SAS 3.0 (12Gbps)* *New! SAS 3.0 (12Gbps)*

SAS 3.0/SATA 3.0 *SAS 3.0/SATA 3.0* *SAS 3.0/SATA 3.0*

Model Part#	CSE-M14TQC	CSE-M28SACB	CSE-M28SACB-OEM
Occupancy	1 x 5.25" drive bays	2x 5.25" drive bays	2x 5.25" drive bays
Capacity	4 x 2.5" hot-swap SAS 3.0/SATA 3.0 hard drives	8x 2.5" hot-swap SAS 3.0/SATA 3.0 hard drives	8x 2.5" hot-swap SAS 3.0/SATA 3.0 hard drives
Expander Card	N/A	N/A	N/A
Cooling Subsystem	40mm exhaust fan	40mm exhaust fan	N/A (via chassis fan)
System Monitoring	• Overheat LED & alarm • Drive activity LED • Fan failure LED • 4x 7-pin SATA connectors (support 12Gbps)	• Overheat LED & alarm • Drive activity LED & failure LED • Fan failure LED & Alarm • 2x MiniSAS HD connectors	• Overheat LED & alarm • Drive activity LED & failure LED • 2x MiniSAS HD connectors
Dimensions	5.8"W x 1.6"H x 7.9"H (147mm x 40mm x 200mm)	5.8"W x 3.4"H x 7.4"D (146 x 85 x 187mm)	5.8"W x 3.4"H x 6.2"D (146 x 85 x 157mm)
Gross Weight	4 lbs	5 lbs	5 lbs

SAS/SATA *SAS/SATA* *SAS 2.0/SATA 3.0*

Model Part#	CSE-M14TB	CSE-M35T-1/M35TQ	CSE-M28SAB / CSE-M28SAB-OEM
Occupancy	1 x 5.25" drive bays	3x 5.25" drive bays	2x 5.25" drive bays
Capacity	4 x 2.5" hot-swap SAS/SATA hard drives	5x 3.5" hot-swap SAS/SATA hard drives	8x 2.5" hot-swap SAS2.0/SATA 3.0 hard drives
Expander Card	N/A	N/A	N/A
Cooling Subsystem	40mm exhaust fan	90mm exhaust fan	40mm exhaust fan (CSE-M28SAB only)
System Monitoring	• Overheat LED & alarm • Drive activity LED	• Fan fail detection LED & alarm • Overheat LED indication • Drive activity LED • SCM35TQ has "Drive Failure LED"	• Fan fail detection LED & alarm (CSE-M28SAB only) • Overheat LED indication alarm • Drive activity/failure LED • 2x iPASS connectors
Dimensions	5.8"W x 1.6"H x 7.9"H (147mm x 40mm x 200mm)	5.8"W x 5"H x 9.7"D (146 x 129 x 245mm)	CSE-M28SAB: 5.8"W x 3.4"H x 7.4"D (146 x 85 x 187mm) CSE-M28SAB-OEM: 5.8"W x 3.4"H x 6.2"D (146 x 85 x 157mm)
Gross Weight	4 lbs	7.5 lbs	5 lbs

Digital Switching Power Supplies

96% Titanium Level Power Efficiency!

- New generation Digital Switching Power Supplies
- Improved power efficiency (5~10%) in light loading
- Improved power factory correction (5~10%) in light loading
- Reduce current THD (15%) power transmission loss
- Real-time monitoring & enhanced system reliability



Efficiency Comparison | *Power Factor Comparison* | *Input Current THD Comparison*

---------- **Digital Titanium Level Power Supply**

---------- Non-Digital Platinum Level Power Supply

Model	PWS-1K62A-1R	PWS-1K05A-1R	PWS-1K02A-1R	PWS-1K23A-1R	PWS-2K05A-1R
	New!	*New!*	*New!*	*New!*	*New!*
Total Output Power	1000W/1600W	800W/ 1000W	800W/ 1000W	1000W/1200W	2000/1980/1800/1000W
Input	100-127Vac/ 200-240Vac/ 50-60Hz	100-127Vac/ 200-240Vac/ 50-60Hz	100-127Vac/ 200-240Vac/ 50-60Hz	100-127Vac / 200-240Vac/ 50-60Hz	100-127/200-220/220-230/ 230-240Vac/ 50-60Hz
Form Factor	1U	1U	1U	1U	1U
Dimension (LxWxH) cm	20.3 x 7.35 x 4	36 x 3.8 x 4	20.3 x 7.35 x 4	36 x 7.6 x 4	26.5 x 7.35 x 4
Output Type*	Dock with motherboard	Backplanes Available	Dock with motherboard	Backplanes Available	Backplanes Available
Redundant	Yes	Yes	Yes	Yes	Yes
I²C Remote Monitoring	FRU Data and PMBus	FRU Data and PMBus	FRU Data and PMBus	FRU Data and PMbus	FRU Data and PMbus
+5V	-	-	-	-	-
+12V	83.3A (100Vac-127Vac), 133A (200Vac-240Vac)	66.7A (100Vac-127Vac), 83A (200Vac-240Vac)	66.7A (100Vac-127Vac), 83A (200Vac-240Vac)	83A (100Vac-127Vac), 100A (200Vac-240Vac)	83.3A (100-127Vac), 150A (200-220Vac), 165A (220-230Vac), 166.7A (230-240Vac); UL/cUL use: 166.7A (200-240Vac)
+3.3V	-	-	-	-	-
5VSB	12Vsb 2.1A	4A	12Vsb 2.1A	4A	12Vsb 2.1A
-12V	-	-	-	-	-
Efficiency	80 PLUS TITANIUM	Titanium (Certification TBA)	80 PLUS TITANIUM	80 PLUS TITANIUM	80 PLUS TITANIUM

Model	PWS-2K04A-1R PWS-2K04F-1R	PWS-1K68A-1R	PWS-1K03A-1R	PWS-1K22A-1R	PWS-2K01A-BR
	New!	*New!*	*New!*	*New!*	*New!*
Total Output Power	1000W/1800W/ 1980W/2000W	800W/ 1600W	800W/1000W	800W/1200W	1000W/1800W/1980W/2000W
Input	100-127/200-220Vac/ 220-230/230-240Vac/ 50-60Hz	100-127Vac/ 200-240Vac/ 50-60Hz	100-127Vac/ 200-240Vac/ 50-60Hz	100-127Vac / 200-240Vac/ 50-60Hz	100-127Vac / 200-240Vac / 50-60Hz
Form Factor	1U	1U	1U	1U	Micro-Blade
Dimension (LxWxH) cm	36 x 7.6 x 4	36 x 7.6 x 4	36 x 7.6 x 4	20.3 x 7.35 x 4	28.33 x 10.65 x 8.4
Output Type*	Backplanes Available	Backplanes available	Backplanes Available	Dock with motherboard	Micro-Blade Midplane
Redundant	Yes	Yes	Yes	Yes	Yes
I²C Remote Monitoring	FRU Data and PMbus	FRU Data and PMBus	FRU Data and PMbus	FRU Data and PMbus	FRU Data and PMBus
+5V	-	-	-	-	-
+12V	83.3A (100-127Vac) 150A (200-220Vac) 165A (220-230Vac) 166.7A (230-240Vac) UL/cUL: 166.7A (200-240Vac)	66A (100Vac-127Vac) 133A (200Vac-240Vac)	66.7A (100Vac-127Vac) 83A (200Vac-240Vac)	66.7A (100Vac-127Vac) / 100A (200Vac-240Vac)	83.3A (100-127Vac), 150A (200-220Vac), 165A (220-230Vac), 166.7A (230-240Vac), UL/cUL: 166.7A (200-240Vac)
+3.3V	-	-	-	-	-
5VSB	1A	1A	4A	12Vsb 2.1A	12Vsb 4.2A
-12V	-	-	-	-	-
Efficiency	80 PLUS TITANIUM	80 PLUS TITANIUM	80 PLUS TITANIUM	80 PLUS TITANIUM	80 PLUS TITANIUM

Power Supplies

Model	PWS-1K28P-SQ	PWS-2K02P-1R PWS-2K02F-1R	New! PWS-2K03P-1R	PWS-1K66P-1R	New! PWS-1K64P-1R	New! PWS-751P-1R	PWS-1K43F-1R
Total Output Power	1000W / 1280W	1100W/ 1400W 1800W/ 1980W/ 2000W	1000/1800/ 1980/2000W	1000W/ 1600W	1300W/ 1400W/ 1500W/ 1600W	750W	1200W/ 1400W
Input	100-240Vac / 50-60Hz	100-240Vac /50-60Hz	100-120/ 200-220/ 220-230/230-240Vac/ 50-60Hz	100-127Vac, 200-240Vac / 50-60Hz	100-110, 110-120, 120-127, 200-240Vac / 50-60Hz	100-127, 200-240Vac / 50-60Hz	100-240Vac / 50-60Hz
Form Factor	1U	1U	1U	1U	1U	1U	1U
Dimension (LxWxH) cm	36 x 7.6 x 4	36 x 7.6 x 4	26.5 x 7.35 x 4	26.5 x 7.35 x 4	26.5 x 7.35 x 4	20.3 x 7.35 x 4	29.8 x 10.5 x 4
Output Type*	Backplanes Available	Backplanes Available	Backplanes available	Backplanes Available	Backplanes Available	Dock with Motherboard	Backplanes Available
Redundant	Yes	Yes	Yes	Yes	Yes	Yes	Yes
I²C Remote Monitoring	FRU Data and PMBus	FRU Data and PMBus	FRU Data and PMBus	FRU Data and PMbus	FRU Data and PMbus	FRU Data and PMbus	FRU Data and PMBus
+5V	-	-	-	-	-	-	-
+12V	83A (100-140Vac) 106.7A (180-240Vac)	91.7A (100-120Vac) 116.7A (120-140Vac) 150A (200-220Vac) 165A (220-230Vac) 166.7A (230-240Vac) UL/cUL: 166.7A (200-240Vac)	83.3A (100-120Vac), 150A (200-220Vac), 165A (220-230Vac), 166.7A (230-240Vac); UL/cUL use: 166.7A (200-240Vac)	82A (100-127Vac) 132A (200-240Vac)	108A (100-110Vac) / 116A(110-120Vac) / 125(120-127Vac) / 133 (200-240Vac)	62.5A	100A (100-140Vac) 117A (180-240Vac)
+3.3V	-	-	-	-	-	-	-
5VSB	4A	4A	12Vsb 3.5A	12Vsb 2A	12Vsb 2.1A	12Vsb 2A	6A
-12V	-	-	-			-	-
Efficiency	80 PLUS PLATINUM	80 PLUS PLATINUM	80 PLUS PLATINUM	80 PLUS PLATINUM	Platinum Level (Certification TBA)	80 PLUS PLATINUM	80 PLUS PLATINUM

Model	PWS-920P-SQ	PWS-741P-1R	PWS-501P-1R	PWS-656P-1H PWS-656S-1H	PWS-605P-1H	PWS-341P-1H	PWS-1K67P-1R
Total Output Power	920W	740W	500W	600W / 650W	600W	340W	1200W/ 1400W/ 1600W
Input	100-240Vac / 50-60Hz	100-240Vac / 50-60Hz	100-240Vac / 50-60Hz	100 - 127Vac/ 200 - 240Vac/ 50-60Hz	100-240Vac/ 50-60Hz	100-240Vac/ 50-60Hz	100-120/ 120-140/ 200-240Vac/ 50-60Hz
Form Factor	1U	1U	1U	1U	1U	1U	Micro-Blade
Dimension (LxWxH) cm	36 x 7.6 x 4	36 x 7.6 x 4	36 x 7.6 x 4	28 x 7.6 x 4	28 x 7.6 x 4	28 x 7.6 x 4	24.13 x 10.65 x 8.4
Output Type*	Backplanes Available	Backplanes Available	Backplanes Available	24pin ATX Cable	24pin ATX Cable	24pin ATX Cable	Micro-Blade Midplane
Redundant	Yes	Yes	Yes	N/A	N/A	N/A	Yes
I²C Remote Monitoring	FRU Data and PMbus	FRU Data and PMBus	FRU Data and PMBus	FRU Data and PMBus	FRU Data and PMBus	FRU Data and PMBus	FRU Data and PMbus
+5V	-	-	-	18A	18A	16A	-
+12V	75A	61.7A	41.7A	49A (100Vac-127Vac) 54A (200Vac-240Vac)	49A	28A	100A (100-120Vac) / 116.7 (120-140Vac) / 133A (200-240Vac)
+3.3V	-	-	-	15A	15A	15A	-
5VSB	4A	4A	4A	3A	3A	3A	12Vsb 2A
-12V	-	-	-	.5A	.5A	.5A	
Efficiency	80 PLUS PLATINUM	80 PLUS PLATINUM	80 PLUS PLATINUM	80 PLUS PLATINUM	80 PLUS PLATINUM	80 PLUS PLATINUM	80 PLUS PLATINUM

Model	New! PWS-706P-1R	New! PWS-707P-1R	PWS-982P-1R	PWS-504P-1R	PWS-503P-1R	PWS-704P-1R	PWS-703P-1R
Total Output Power	700W / 750W	700W / 750W	850W/ 980W	500W	500W	700W/750W	700W/750W
Input	200-240Vdc/100-140Vac/ 200-240Vac/50-60Hz	200-240Vdc/100-140Vac/ 200-240Vac/50-60Hz	100-240Vac / 50-60Hz	100-240Vac/ 50-60Hz	100-240Vac/ 50-60Hz	100-240Vac/ 50-60Hz	100-240Vac/ 50-60Hz
Form Factor	1U	1U	1U	1U	1U	1U	1U
Dimension (LxWxH) cm	32 x 5.45 x 4	32 x 5 x 4	32.2 x 5.45 x 4	32.2 x 5.45 x 4	32.2 x 5 x 4	32.2 x 5.45 x 4	32.2 x 5 x 4
Output Type*	Backplanes Available	Backplanes Available	Backplanes Available	Backplanes Available	Backplanes Available	Backplanes Available	Backplanes Available
Redundant	Yes	Yes	Yes	Yes	Yes	Yes	Yes
I²C Remote Monitoring	FRU Data and PMBus	FRU Data and PMBus	FRU Data and PMbus	FRU Data and PMBus	FRU Data and PMBus	FRU Data and PMBus	FRU Data and PMBus
+5V	-	-	-	-	-	-	-
+12V	58A (100-140Vac) 62A (200-240Vac) 62A (200-240Vdc)	58A (100-140Vac) 62A (180-240Vac)	70A (100-140Vac) 81A (180-240Vac)	42A	42A	58A (100-140Vac) 62A (180-240Vac)	58A (100-140Vac) 62A (180-240Vac)
+3.3V	-	-	-	-	-	-	-
5VSB	3A	3A	4A	3A	3A	3A	3A
-12V	-	-	-	-	-	-	-
Efficiency	80 PLUS PLATINUM	80 PLUS PLATINUM	80 PLUS PLATINUM	80 PLUS PLATINUM	80 PLUS PLATINUM	80 PLUS GOLD	80 PLUS GOLD

Power Supplies

New!







Model	PWS-407P-1R	PWS-606P-1R	PWS-1K41P-1R	PWS-1K21P-1R	PWS-721P-1R	PWS-1K41F-1R	PWS-1K81P-1R
Total Output Power	400W	600W	1100W/1400W	1000W/1200W	720W	1200W/1400W	1000/1200/ 1800W
Input	200-240Vac/ 100-240Vac/ 50-60Hz	100-240Vac/ 50-60Hz	100-240Vac/ 50-60Hz	100-240Vac/ 50-60Hz	100-240Vac/ 50-60Hz	100-240Vac/ 50-60Hz	100-240Vac/ 50-60Hz
Form Factor	1U	1U	1U	1U	1U	1U	1U
Dimension (LxWxH) cm	22 x 5.45 x 4	22 x 5.45 x 4	36 x 7.6 x 4	36 x 7.6 x 4	36 x 7.6 x 4	29.8 x 10.5 x 4	30.5 x 9.1 x 4
Output Type*	Backplanes Available	Backplanes Available	Backplanes Available	Backplanes Available	Backplanes Available	Backplanes Available	Backplanes Available
Redundant	Yes	Yes	Yes	Yes	Yes	Yes	Yes
I²C Remote Monitoring	FRU Data and PMBus	FRU Data and PMBus	FRU Data and PMBus	FRU Data and PMBus	PMBus	FRU Data and PMBus	FRU Data and PMBus
+5V	-	-	-	-	-	-	-
+12V	33A	50A	92A (100-140Vac) 116A (180-240Vac)	83A(100-140Vac) 100A(180-240Vac)	59A	100A (100-140Vac) 116A (180-240Vac)	84A (100-120Vac) 100A (120-140Vac) 150A (180-264Vac)
+3.3V	-	-	-	-	-	-	-
5VSB	3A	3A	4A	4A	3A	6A	4A
-12V	-	-	-	-	-	-	-
Efficiency	80 PLUS PLATINUM	80 PLUS PLATINUM	80 PLUS GOLD	80 PLUS GOLD	80 PLUS GOLD	80 PLUS GOLD	80 PLUS PLATINUM






Model	PWS-1K25P-PQ	PWS-903-PQ	PWS-665-PQ	PWS-502-PQ	PWS-203-1H	PWS-653-2H
Total Output Power	1000/1200W	900W	665W	500W	200W	600W/650W
Input	100-240Vac/ 50-60Hz	100-240Vac/ 50-60Hz	100-240Vac/ 50-60Hz	100-240Vac/ 50-60Hz	100-240Vac/ 50-60Hz	100-240Vac / 50-60Hz
Form Factor	E-ATX, PS2	E-ATX, PS2	E-ATX, PS2	Standard ATX	1U	2U
Dimension (LxWxH) cm	18.5 x 15 x 8.6	19 x 15 x 8.6	18.5 x 15 x 8.6	14 x 15 x 8.6	19.3 x 7.6 x 4	30 x 10.6 x 8.4
Output Type*	24pin ATX Cable	24 pin ATX Cable	24 pin ATX Cable	24pin ATX Cable	20pin ATX Cable	24pin ATX Cable
Redundant	N/A	N/A	N/A	N/A	N/A	N/A
I²C Remote Monitoring	FRU Data and PMBus	N/A	N/A	N/A	N/A	N/A
+5V	20A	25A	30A	20A	8A	30A
+12V	83A (100-114Vac) 99A (115-240Vac)	12V1 25A; 12V2 25A; 12V3 25A; 12V4 25A	54A	12V1 16A; 12V2 18A; 12V3 18A; 12V4 18A	16A	49A (100-140Vac) 54A (180-240Vac)
+3.3V	20A	25A	24A	15A	8A	25A
5VSB	5A	4A	6A	3A	2A	4A
-12V	.3A	.5A	.5A	.5A	.5A	.5A
Efficiency	80 PLUS PLATINUM	80 PLUS GOLD	80 PLUS BRONZE	80 PLUS BRONZE	80 PLUS GOLD	80 PLUS GOLD

New! *New!* *New!*






Model	PWS-505P-1H	PWS-350-1H	PWS-350P-1H	PWS-441P-1H	PWS-601-1H	PWS-351-1H
Total Output Power	500W	350W	350W	440W/480W	600W/680W	350W
Input	100-240Vac / 50-60Hz	100-240Vac / 50-60Hz	100-240Vac / 50-60Hz	100-240Vac / 50-60Hz	100-240Vac/ 50-60Hz	100-240Vac/ 50-60Hz
Form Factor	1U	1U	1U	1U	1U	1U
Dimension (LxWxH) cm	18 x 10 x 4	18 x 10 x 4	18 x 10 x 4	22 x 10 x 4	22 x 10 x 4	22 x 10 x 4
Output Type*	24pin ATX Cable	24pin ATX Cable	24pin ATX Cable	24pin ATX Cable	24pin ATX Cable	24pin ATX Cable
Redundant	N/A	N/A	N/A	N/A	N/A	N/A
I²C Remote Monitoring	FRU Data and PMbus	N/A	FRU Data and PMbus	FRU Data and PMbus	N/A	N/A
+5V	15A	15A	15A	18A	20A	18A
+12V	41A	29A	29A	35.8A (100-140Vac) 39.1A (180-240Vac)	49A (100-140Vac) 56A (180-240Vac)	29A
+3.3V	12A	12A	12A	15A	16A	15A
5VSB	3A	3A	3A	3A	3A	3A
-12V	.2A	.2A	.2A	.5A	.5A	.5A
Efficiency	80 PLUS PLATINUM	80 PLUS PLATINUM	80 Plus Platinum *(Certification Pending)*	80 PLUS PLATINUM	80 PLUS GOLD	80 PLUS GOLD

Power Supplies

BBP® (Battery Backup Power) Solutions

Evolutionary Design to Replace UPS!

- Increases overall data center power efficiency
- Hot-swappable and easy deployed
- Eliminates UPS while maintaining system power stability and redundancy
- Frees UPS space to increase server density deployment
- Flexible configurations available for current Supermicro systems
- More cost-effective than traditional Datacenter UPS
- Fits most Supermicro SuperServers, Storage, and Embedded solutions

Model	PWS-206B-1R	PWS-1K03B-1R
Total Output Power	200W / 5 minutes	1000W / 2.5 minutes
Input	Work w/ PWS-406P/ 503P/606P/703P-1R	Work w/ PWS-1K28P-SQ/ PWS-920P-SQ/ PWS-741P-1R/PWS-501P-1R
Form Factor	1U	1U
Dimension (LxWxH) cm	22 x 5.45 x 4	36 x 7.6 x 4
Output Type*	Backplanes available	Backplanes available
Redundant	Yes	Yes
I²C Remote Monitoring	FRU/Smart battery I²C	FRU/Smart battery I²C
+5V	-	-
+12V	16.7A	83.3A
+3.3V	-	-
5VSB	2A	4A
-12V	-	-
Efficiency	Online mode power consumption <1W	Online mode power consumption <1W

For detailed information, please contact your Supermicro sales representative; visit: http://www.supermicro.com/BBP

DC Power Solutions

New!

Model	PWS-1K28D-240	PWS-503D-240	PWS-1K11P-1R	PWS-661P-1R	PWS-654-1R	PWS-1K60D-1R
Total Output Power	1280W	500W	850W/1010W	660W	650W	1600W
Input	200-240Vdc/200-240Vac/ 50-60Hz	200-240Vdc/100-240Vac/ 50-60Hz	-36Vdc to -76Vdc	-42Vdc to -72Vdc DC 48V Input	-44Vdc to -72Vdc	-48Vdc to -60Vdc
Form Factor	1U	1U	1U	1U	1U	1U
Dimension (LxWxH) cm	36 x 7.6 x 4	32.2 x 5 x 4	36 x 7.6 x 4	32.2 x 5 x 4	32.2 x 5.45 x 4	26.5 x 7.35 x 4
Output Type*	Backplanes Available	Backplanes Available	Backplanes Available	Backplanes Available	Backplanes Available	Backplanes Available
Redundant	Yes	Yes	Yes	Yes	Yes	Yes
I²C Remote Monitoring	FRU Data and PMBus	FRU Data and PMBus	FRU Data and PMBus	FRU Data and PMbus	FRU Data	FRU Data and PMBus
+5V	-	-	-	-	-	-
+12V	106.7A	42A	70A (-36 to -42Vdc) 83A (-43 to -76Vdc)	55A	53.28A	133A
+3.3V	-	-	-	-	-	-
5VSB	4A	3A	4A	4A	3A	12Vsb 3.5A
-12V	-	-	-		-	-
Efficiency	Typical 95%+	Typical 94%+	Typical 90%+	Typical 90%+	Typical 90%+	Typical 90%+

New!

New!

New!

New!

Model	PWS-711-1R	PWS-0061	PWS-2K04A-240	PWS-706P-1R	PWS-707P-1R	PWS-407P-1R
Total Output Power	710W	410W	2000W/1980W/1800W	2000W/1980W/1800W	2000W/1980W/1800W	2000W/1980W/1800W
Input	-36Vdc to -76Vdc	-36Vdc to -72Vdc	230-240Vdc/ 200-220/220-230/230-240Vac/ 50-60Hz	230-240Vdc/ 200-220/220-230/230-240Vac/ 50-60Hz	230-240Vdc/ 200-220/220-230/230-240Vac/ 50-60Hz	230-240Vdc/ 200-220/220-230/230-240Vac/ 50-60Hz
Form Factor	1U	1U	1U	1U	1U	1U
Dimension (LxWxH) cm	36 x 7.6 x 4	24 x 10 x 4	36 x 7.6 x 4	32.2 x 5.45 x 4	32.2 x 5.45 x 4	32.2 x 5.45 x 4
Output Type*	Backplanes Available	24pin ATX Cable Output	Backplanes Available	Backplanes Available	Backplanes Available	Backplanes Available
Redundant	Yes	N/A	Yes	Yes	Yes	Yes
I²C Remote Monitoring	FRU Data and PMBus	N/A	FRU Data and PMbus	FRU Data and PMbus	FRU Data and PMbus	FRU Data and PMbus
+5V	-	35A	-	-	-	-
+12V	59A	32A	150A (200-220Vac), 165A (220-230Vac), 166.7A (230-240Vac), 166.7A(230-240Vdc)	58A (100-140Vac) / 62A (200-240Vac) / 62A (200-240Vdc)	58A (100-140Vac) / 62A (200-240Vac) / 62A (200-240Vdc)	33A
+3.3V	-	20A	-	-	-	-
5VSB	4A	3A	12Vsb 1A	3A	3A	3A
-12V	-	5A	-	-	-	-
Efficiency	Typical 88%+	Typical 77%+	Typical 96%	Typical 94%	Typical 94%	Typical 94%

Heatsinks (X11/X10/X9)

X9, X10, and X11 1U Passive CPU Heat Sinks for UP, DP, and MP Systems







Part Number	SNK-P0037P	SNK-P0041	SNK-P0046P	SNK-P0047P	SNK-P0047PD
Form Factor	1U Passive, DP	Proprietary 1U Passive, DP (X9DBL Front CPU)	1U Passive, UP (X11/X10/X9)	1U Passive, UP, DP	1U Passive, Proprietary, DP
CPU Type	Intel® Xeon® Processor E5-2400 & E5-2400 v2 Series	Intel® Xeon® Processor E5-2400 & E5-2400 v2 Series	Intel® Xeon® Processor E3-1200 v5/v4/v3/v2 Series; Intel® Core™ i3 Series; Intel® Pentium® & Celeron® Series	Intel® Xeon® Processor E5-2600 v4/v3/v2 product families	Intel® Xeon® Processor E5-2600 v4/v3/v2 product families
Socket Type	LGA 1356	LGA 1356	LGA 1155/1151/1150	LGA 2011(Square ILM)	LGA 2011 (Square ILM)
Major Integrated Part	Copper + Aluminum Base Aluminum Fins Heat Pipes	Copper Base Aluminum Fins	Copper + Aluminum Base Aluminum Fins Heat Pipes	Aluminum Base Aluminum Fins Heat Pipes	Aluminium Base Aluminium Fins Heat Pipes
Dimension	90L x 90W x 27H mm	90L x 90W x 27H mm	95L x 95W x 27H mm	90L x 90W x 26H mm	90L x 110W x 27H mm
Mounting Method	Screws + Springs	Screws + Springs	Screws + Springs Mounting Bracket (BKT-0028L Included)	Screws + Springs	Screws + Springs






Part Number	SNK-P0047PS	SNK-P0047PSC	SNK-P0047PSM	SNK-P0047PSR
Form Factor	1U Passive, UP, DP, MP	Proprietary 1U Passive, DP (1U 3/4 GPU/Xeon® Phi™ Front CPU)	Proprietary 1U Passive, DP (2U Twin2+ Front CPU), Twin Pro^2	Low Profile Passive, Proprietary, UP (X10/X9) 12-node MicroCloud Servers
CPU Type	Intel® Xeon® Processor E5-2600 v4/v3/v2, and E5-4600 product families	Intel® Xeon® Processor E5-2600 v4/v3/v2 product families	Intel® Xeon® Processor E5-2600 v4/v3/v2 product families	Intel® Xeon® processor E3-1200 v4/v3/v2 product families; Intel® Core™ i3 series; Intel® Pentium® & Celeron® series
Socket Type	LGA 2011 (Narrow ILM)	LGA 2011 (Narrow ILM)	LGA 2011 (Narrow ILM)	LGA 1150 & LGA 1155
Major Integrated Part	Aluminum Base Aluminum Fins Heat Pipes	Aluminum Base Aluminum Fins Heat Pipes	Aluminum Base Aluminum Fins Heat Pipes	Copper + Aluminium Base Copper Fins Heat Pipes
Dimension	104L x 80W x 26H mm	104L x 80W x 26H mm	104L x 80W x 26H mm	104L x 80W x 15H mm
Mounting Method	Screws + Springs	Screws + Springs	Screws + Springs	Springs + Srews




Part Number	SNK-P0047PS+	SNK-P0047PW	SNK-P0057P	SNK-P0057PS
Form Factor	Proprietary 1U Passive, UP (X10/X9) (Micro Cloud Server)	Proprietary 1U Passive, DP (2U Twin2 Rear CPU)	1U Passive, UP, DP	1U Passive, UP, DP, MP
CPU Type	Intel® Xeon® processor E3-1200 v4/v3/v2 product families; Intel® Core™ i3 series; Intel® Pentium® & Celeron® series	Intel® Xeon® Processor E5-2600 v4/v3/v2 product families	Intel® Xeon® Processor E5-2600 v4/v3/v2 product families	Intel® Xeon® Processor E5-2600 v4/v3/v2, and E5-4600 product families
Socket Type	LGA 1155 & LGA1150, LGA2011 (Narrow ILM).	LGA 2011 (Square ILM)	LGA 2011 (Square ILM)	LGA 2011 (Narrow ILM)
Major Integrated Part	Copper + Aluminum Base Aluminum Fins Heat Pipes	Aluminum Base Copper + Aluminum Fins Heat Pipes	Copper + Aluminum Base Copper Fins Heat Pipes	Copper + Aluminum Base Copper Fins Heat Pipes
Dimension	104L x 80W x 30H mm	90L x 116W x 26H mm	90L x 90W x 26H mm	104L x 80W x 26H mm
Mounting Method	Screws + Springs	Screws + Springs	Screws + Springs	Screws + Springs

Heatsinks (X11/X10/X9)

X9 and X10 2U Passive CPU Heat Sinks for UP, DP, and MP Systems

Part Number	SNK-P0038P	SNK-P0048P	SNK-P0048PS	SNK-P0048PSC	SNK-P0048PW	SNK-P2048P
Form Factor	2U(+) Passive, DP	2U(+) Passive, UP, DP	2U(+) Passive, UP, DP, MP	Proprietary 2U Passive, DP (2U WIO+ Server)	Proprietary 2U Passive, DP (2U Twin Rear CPU)	Proprietary 2U Passive, DP (HFT Series Servers)
CPU Type	Intel® Xeon® Processor E5-2400 & E5-2400 v2 Series	Intel® Xeon® Processor E5-2600 v4/v3/v2 product families	Intel® Xeon® Processor E5-2600 v4/v3/v2 and E5-4600 product families	Intel® Xeon® Processor E5-2600 v4/v3/v2 product families	Intel® Xeon® Processor E5-2600 v4/v3/v2 product families	Intel® Xeon® Processor E5-2600 v4/v3/v2 product families
Socket Type	LGA 1356	LGA2011 (Square ILM)	LGA2011 (Narrow ILM)	LGA2011 (Narrow ILM)	LGA 2011 (Square ILM)	LGA2011 (Square ILM)
Major Integrated Part	Copper + Aluminum Base Aluminum Fins Heat Pipes	Aluminum Base Aluminum Fins Heat Pipes	Aluminum Base Aluminum Fins Heat Pipes	Aluminum Base Aluminum Fins Heat Pipes	Aluminum Base Copper + Aluminum Fins Heat Pipes	Aluminum Base Aluminum Fins Heat Pipes
Dimension	90L x 90W x 64H mm	90L x 90W x 64H mm	104L x 80W x 64H mm	104L x 80W x 64H mm	90L x 116W x 64H mm	90L x 170W x 64H mm
Mounting Method	Screws + Springs	Screws + Springs	Screws + Springs	Screws + Springs	Screws + Springs	Screws + Springs

X9, X10, and X11 Active CPU Heat Sinks for UP and DP Systems

Part Number	SNK-P0035AP4	SNK-P0040AP4	SNK-P0046A4	SNK-P0048AP4	SNK-P0050AP4	SNK-P2050AP4	SNK-P0051AP4
Form Factor	4U Active, DP	4U Active, DP	2U(+) Active, UP (X11/X10/X9)	2U(+) Active, UP, DP	4U Active, UP, DP	Proprietary 4U Active, DP (HFT Series Servers)	4U Active, UP (X11/X10/X9)
CPU Type	Intel® Xeon® Processor E5-2400 & E5-2400 v2 Series	Intel® Xeon® Processor E5-2400 & E5-2400 v2 Series	Intel® Xeon® Processor E3-1200 v5/v4/v3/v2 Series; Intel® Core™ i3 Series; Intel® Pentium® & Celeron® Series	Intel® Xeon® Processor E5-2600 v4/v3/v2 product families	Intel® Xeon® Processor E5-2600 v4/v3/v2 product families	Intel® Xeon® Processor E5-2600 v4/v3/v2 product families	Intel® Xeon® Processor E3-1200 v5/v4/v3/v2 Series; Intel® Core™ i7/i5/i3 Series; Intel® Pentium® & Celeron® Series
Socket Type	LGA 1356	LGA 1356	LGA1155/1151/1150	LGA 2011 (Square and Narrow ILMs)	LGA 2011 (Square and Narrow ILMs)	LGA 2011 (Square ILM)	LGA1155/1151/1150
Material	Copper Base Aluminum Fins Heat Pipes Cooling Fan (Front Side)	Copper Base Aluminum Fins Heat Pipes Cooling Fan (Rear Side)	Copper Base Aluminum Fins Cooling Fan (Top)	Aluminum Base Aluminum Fins Heat Pipes Cooling Fan (Front Side)	Copper Base Aluminum Fins Heat Pipes Cooling Fan (Front Side)	Copper Base Aluminum Fins Heat Pipes Cooling Fan (Middle Side)	Copper Base Aluminum Fins Heat Pipes Cooling Fan (Front Side)
Dimension	105L x 100W x 126H mm	105L x 100W x 126H mm	90D x 65H mm	85L x 80W x 65L mm	105L x 93W x 126H mm	96L x 130W x 125H mm	105L x 93W x 128H mm
Mounting Method	Screws + Springs Mounting Bracket (BKT-0023L Included)	Screws + Springs	Push-in Pins	Screws + Springs; Mounting Brackets (BKT-0048L-RS and BKT-0048L-RN Included)	Screws + Springs; Mounting Brackets (for Square and Narrow ILMs Included)	Screws + Springs	Back Plate + Springs + Srews BKT-0028L Included

IPMI *(Server Remote Management)*

Onboard IPMI 2.0 for (-F) Motherboards/Servers

Onboard IPMI 2.0 for(-F) Motherboards/Servers
Many Supermicro (-F) motherboards now offer IPMI 2.0 capabilities onboard through a dedicated LAN port to support remote management. This
convenient remote management capability is provided through an onboard BMC (Baseboard Management Controller) that improves reliability and maintainability while reducing costs. X10 DP motherboards support IPMI 2.0 as a standard feature.

GUI

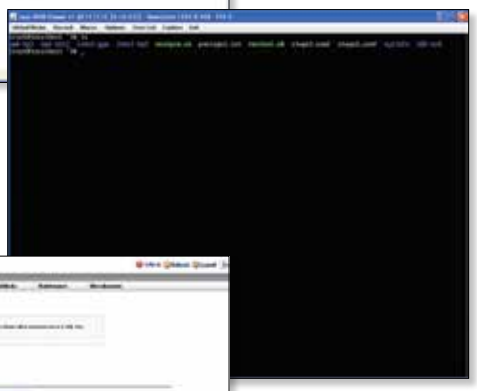

Remote Console

Virtual Media

Sensor Readings

Monitoring Features:

- Monitor CPU and system temperature
- Monitor on-board voltage (12V, 5V, 5Vst_by, Vbat, Vcore, memory voltage)
- Monitor and control fan speed
- Chassis intrusion
- Power status (including PMbus support)
- Memory errors
- CPU errors

Management Features:

- Remote system power control (including ACPI power off)
- Virtual Media and Java based KVM (included with price of motherboard)
- SOL (included with price of motherboard)
- E-mail alerts and SNMP traps
- Support for Node Manager
- Mount ISO images

Security Features:

- Firmware firewall
- Restricted access using pre-defined IP address
- Added security with SSL
- Protection from shell injection
- Select/Deselect Services

Easy Maintenance:

- Configuration utility for DOS, Windows, Linux
- Firmware flash utilities for DOS, Windows, Linux (easy to script)
- Firmware flash using web-browser
- Fail-over access to IPMI over network
- CLI, WEBUI, API and GUI tools to maintain large deployments
- Support OOB BIOS management (for selected HW)

Added-value Features:

- SMASH
- DCMI
- Active directory and LDAP
- RADIUS

SuperDoctor® Server Management

Health Info

System Info

Configuration - Alerts

Configuration - Monitor Items

Configuration - Flash BIOS

Server Management Utilities

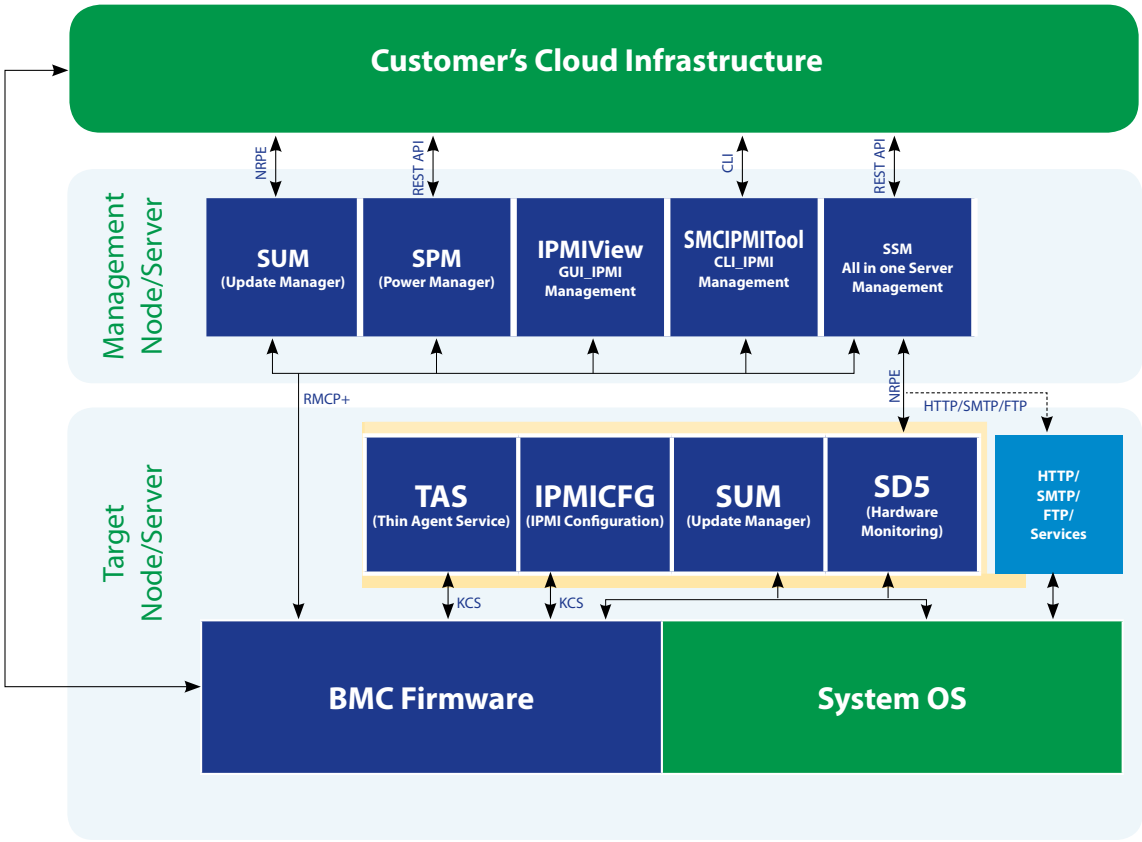

Supermicro Server Management Utilities

Server management utilities assist data center system administrators to manage hardware issues such as server availability and firmware upgrades to reduce server downtime.
Supermicro has developed a multifunction suite of tools that can perform health monitoring, power management and firmware maintenance to help deploy and maintain servers in data centers.
Our solutions are designed for easy automation with existing management infrastructure using CLI and REST APIs. In data centers, Supermicro
Server Management Utilities provides you all the necessary functions like:

Remotely managing the health of hardware and operating system services:

Helps IT operators to monitor the health of system components through Agent and Agent-less based solutions

Managing power consumption of nodes in cluster:

Optimize the power consumption of your server rack. Monitor and apply polices to maximize compute density per rack and avoid unexpected server shutdowns.

** AMD platform not supported.*

Managing BIOS provisioning through BMC/ IPMI:

Allows you to manage system BIOS upgrades and configurations uniformly across multi-environment deployments through baseboard management controller.

Execute commands on multiple target systems in parallel:

Perform parallel firmware upgrades, system memory and power commands, and many more through SSL and RMCP+.

Software SKUs:

SFT-DCMS-Single:	Per node license for System Management Suite (all packages)
SFT-OOB-LIC:	Per node license for OOB firmware maintenance mechanisms
SFT-SPM-LIC:	Per node license for Power Management Utility

Front Bezels/LCD

1U Rackmount Chassis		
New! OLCD Kit & Accessories *Standard 3.5" drive with 0.95 OLED, fit 1x 2.5"HDD, digital color*	**MCP-220-00119-0B**	
LCD Kit & Accessories *5.25" USB LCD Kit*	**MCP-220-00095-0B**	
SC813, SC813M, SC815, SC819 (Redundant Power) series *Please contact tech support for LCD programming instruction package*	**MCP-210-00007-01 (Black)**	
SC813, SC813M, SC815, SC818, SC819 (Redundant Power) series *Does not support SC818G series*	**CSE-PTFB-813LB (Black)** **CSE-PTFB-813L (Beige)**	
SC113, SC113M, SC116, SC119(U) series *No LED indicator support*	**MCP-210-11601-0B (Black)**	
SC813, SC813M, SC815, SC818, SC819 (Redundant Power) series *Does not support SC818G series*	**CSE-PTFB-813-02B (Black)** **CSE-PTFB-813-02 (Beige)**	
SC812 series *Does not support SC812L series*	**CSE-PTFB-812 (Beige)** **CSE-PTFB-812B (Black)**	
SC512, SC512L, SC512F-260 series *Does not support SC512F-280/350/441/520/600 series*	**MCP-210-00028-01 (Black)** **MCP-210-00028-02 (Beige)**	
SC512, SC512L, SC512F-260 series *Does not support SC512F-280/350/441/520/600 series*	**MCP-210-00005-01 (Black)** **MCP-210-00005-02 (Beige)**	
SC512, SC512L, SC512F-260 series *Does not support SC512F-280/350/441/520/600 series* *Please contact tech support for LCD programming instruction package*	**MCP-210-00033-01(OEM) (Black)**	
2U Rackmount Chassis		
SC822, SC823 series	**CSE-PTFB-820B (Black)** **CSE-PTFB-820 (Beige)**	
SC825, SC828 series	**MCP-210-82503-0B (Black)**	
SC825M series	**MCP-210-82502-0B (Black)**	
SC213, SC216, SC217, SC219, SC826 series SC827 series (Rev. A5 or later), SC829 series	**MCP-210-82601-0B (Black)**	
3U Rackmount Chassis		
SC835 series	**MCP-210-83501-0B (Black)**	
SC836, SC837 series	**MCP-210-83601-0B (Black)**	
4U Rackmount Chassis		
SC842 series	**MCP-210-84201-0B (Black)**	
SC846, SC847, SC848, SC417, SC418 series	**MCP-210-84601-0B (Black)**	

SuperRack® Total Solutions

42U Open Frame
SRK-42OR-03
(1016mm Deep)
Generation 2

42U Enclosure
SRK-42SE-03
(1016mm Deep)
Generation 2

42U Open Frame
SRK-42OR-01
(950mm Deep)

42U Open Frame
SRK-42OR-02
(1175mm Deep)

42U Enclosure
SRK-42SE-01
(1000mm Deep)

42U Enclosure
SRK-42SE-02
(1225mm Deep)

Supermicro's SuperRack® systems were designed for ease of integration, implementation, and deployment. Their easy rear access and modularized Building Block design makes them ideal for hot-swap-capable servers, such as Supermicro's Twin and Double-Sided Storage® families. For a rack system that is convenient, reliable, and customizable, the Supermicro SuperRack® is the ideal choice.

Key Features:

Per-U Design - Ground-breaking Per-U design concept simplifies cable management and minimizes integration time

Accessible - Versatile Front and Rear access hot-plug optimizations provide an improved service experience

Optimized Air Flow - Reduced cabling optimizes air flow and improves cooling

Building Block Design - Building-block design and intuitive installation process reduce overall deployment schedules

Expandable - With unique add-on expansion units the SuperRack® easily accommodates many different server configurations

Customizable - Fully customizable options offer a well-rounded total Rack solution and service

SuperRack® Total Solution - Supermicro provides rack configuration, integration, testing, burn-in, and shipping services delivering an integrated rack system to the end-user. Please contact your Supermicro sales representative for details.

- Versatile Front and Rear access hot-plug optimizations

- Per-U Design simplifies cable management and minimizes integration time

SuperRack® Solutions:
Pre-Configured, Fully Tested and Application Optimized

- Hadoop Clusters for Big Data Analytics
- Rack Solutions for Virtualization and Cloud Computing
- Rack Solutions for Search Engine, Web 2.0
- HPC Clusters with GPU/Xeon® Phi™ Accelerator
- Scale-Out Storage with Extreme Drive Density
- Rack Integration Service from Design to Delivery

For detailed information, please contact your Supermicro sales representative; visit: http://www.supermicro.com/products/rack

42U SuperRack® Front View (Rear View)

Quick-Release Slide Rails

The Supermicro Tool-less, Quick-release Slide Rails

Designed for quick and easy installation and access to Supermicro's server equipment. Several different sizes are provided to accommodate a variety of Supermicro server systems.

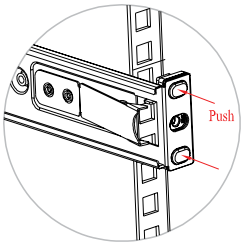

Model Part#	MCP-290-00054-0N	MCP-290-00062-0N
Product	Optional rail set	Optional rail set
Content	Quick-release inner rail + quick-release outer rail	Quick-release inner rail + quick-release outer rail
Chassis Type	1U, 17.2" width	1U, 17.2" width
Mechanism	Linear	Linear
Outer Rail Extendable Length	25.6"~33.05"	25.6"~33.05"
Compatible Chassis	Optional for SC813, 814, 815	Optional for SC118, 119, 808, 809, 816, 818, 819

For Short-depth Chassis Rack

Model Part#	MCP-290-00052-0N-BULK	MCP-290-00056-0N
Product	Optional outer rail bulk pack	Optional short-depth outer rail
Content	Quick-release outer rail (10 set/pack)	Short quick-release outer rail
Chassis Type	1U, 17.2" width	1U, 17.2" width in short-depth rack
Mechanism	Linear	Linear
Outer Rail Extendable Length	25.6"~33.05"	19"~26.4"
Compatible Chassis	Optional for SC113, 113M, 118, 119, 512F-280/350/410/441/520/600, 515, 514, 808, 809, 813, 813M, 814, 815, 816, 818, 819	Optional for SC113, 113M, 118, 119, 512F-280/350/410/441/520/600, 514, 515, 808, 809, 813, 813M, 814, 815, 816, 818, 819

For Short-depth Chassis Rack



Model Part#	MCP-290-00053-0N	MCP-290-00057-0N	MCP-290-00058-0N
Product	Default rail set	Default rail set	Optional short-depth rail set
Content	Quick-release inner rail + quick-release outer rail	Quick-release inner rail + quick-release outer rail	Quick-release inner rail + quick-release outer rail
Chassis Type	2~3U, 17.2" width	4U, 17.2" width	2~4U, 17.2" width in short-depth rack
Mechanism	Ball-bearing, support round hole racks with adapter MCP-290-00060-0N	Ball-bearing, support round hole racks with adapter MCP-290-00060-0N	Ball-bearing, support round hole racks with adapter MCP-290-00060-0N
Outer Rail Extendable Length	26.5"~36.4"	26.5"~36.4"	19"~26.6"
Compatible Chassis	Default for SC213, 216, 217, 218, 219, 823M, 825, 825M, 826, 827, 828, 829, 835, 836, 837, 936, 937, 938, 939	Default for SC417, 418, 758, 846, 847, 848, optional for SC842	Optional for SC213, 216, 217, 218, 219, 417, 418, 747, 748, 758, 823M, 825, 825M, 826, 827, 828, 835, 836, 837, 842, 846, 847, 848, 936, 937, 938, 939

Cables

SFP+ Cables: *10GbE SFP+ to SFP+*

	CBL-0347L	100cm (39.4")
	CBL-0348L	300cm (118.1")
	CBL-NTWK-0347	100cm (39.4"), Passive Copper Cable Push Type
	CBL-NTWK-0456	200cm (78.7"), Passive Copper Cable Push Type
	CBL-NTWK-0456	200cm (78.7")
	CBL-0349L	500cm (196.9")
	CBL-NTWK-0594	10m (393.7")
	CBL-SFP+AOC-1M	100cm (39.4"), Active Optical Cable 850 nm SFF-8431
	CBL-SFP+AOC-3M	300cm (118.1"), Active Optical Cable 850 nm SFF-8431
	CBL-SFP+AOC-5M	500cm (196.9"), Active Optical Cable 850 nm SFF-8431

QSFP Cables: *40GbE QSFP to QSFP QDR*

	CBL-NTWK-0417-01	100cm (39.8")
	CBL-NTWK-0446-01	300cm (118.1")
	CBL-NTWK-0325-02	200cm (78.7")
	CBL-NTWK-0422-01	500cm (196.9")
	CBL-0467L	700cm (275.6")
	CBL-QSFP+AOC-1M	100cm (39.8")
	CBL-QSFP+AOC-3M	300cm (118.1")
	CBL-QSFP+AOC-5M	500cm (196.9")
	CBL-QSFP+AOC-7M	700cm (275.6")
	CBL-QSFP+AOC-10M	1000cm (393.7")

FDR Cables: *56GbE QSFP+ to QSFP+ FDR*

	CBL-0490L	100cm (39.4")
	CBL-0496L	300cm (118.1")

NOTE: All cables are PB free.
SB = Sideband
RA = Right Angle
M = Male
LP = Comes with low profile bracket
S = Straight
iPASS = Internal MiniSAS
F = Female
RF = Reverse Fanout (Cross Over)

InfiniBand CX4 Cables

	CBL-0474L	100cm (39.4")	CX4 to CX4
	CBL-0475L	1200cm (472.4")	CX4 to CX4
	CBL-0389L	300cm (118.1")	CX4 to CX4
	CBL-0324L	200cm (78.8"), QSFP to INFINIBAND CX4	

SATA Cables: *Straight to Straight*

	CBL-0473L	21cm (8.3"), 30AWG
	CBL-0483L	29cm (11.4"), 30AWG
	CBL-0484L	55cm (21.7"), 30AWG
	CBL-0481L	81cm (31.9"), 30AWG

SATA Cables: *Straight to Right Angle*

	CBL-SAST-0639	31cm (12.2")
	CBL-SAST-0640	38cm (15")
	CBL-SAST-0641	45cm (17.7")
	CBL-0488L	55cm (21.7"), 30AWG
	CBL-0489L	70cm (27.6"), 30AWG

40GbE QSFP+ to 4x 10GbE SFP+

	CBL-NTWK-0719	Passive, 1M, 30AWG
	CBL-NTWK-0720	Passive, 3M, 30AWG
	CBL-NTWK-0721	Passive, 5M, 25AWG

Internal MiniSAS to 4 SATA

	CBL-0118L-03	23cm, w/ 25.5cm SB, S, 30AWG
	CBL-0287L-01	43/43/33/33cm, w/ 43cm SB, RA, 30AWG
	CBL-0097L-03	50cm, w/ 50cm SB, S, 30AWG
	CBL-0388L-01	90/90/75/75cm w/ 75cm SB, RA, 30AWG

Internal MiniSAS to 4 SATA Cross Over

	CBL-0294L-02	58cm, w/ 58cm SB, S, 30AWG

Cables

Internal & External MiniSAS Cables

	CBL-0109L-02	22cm (8.7"), iPASS to iPASS Cable, 26AWG
	CBL-0108L-02	39cm (15.4"), iPASS to iPASS Cable, 26AWG
	CBL-0421L	55cm (21.7"), iPASS to iPASS Cable
	CBL-0281L-01	75cm (29.5"), iPASS to iPASS Cable, 30AWG
	CBL-0463L	50cm (19.7"), External MiniSAS
	CBL-0166L	100cm (39.4"), External MiniSAS
	CBL-0171L	300cm (118.1"), External MiniSAS
	CBL-0394L	90cm (35.4"), iPASS to iPASS Cable, 26AWG
	CBL-0167L	61cm (24.0"), Ext(1F) to Int(1M)
	CBL-0168L(-LP)	66/61cm (26"/24"), Ext(2F) to Int(2M)
	CBL-0352L(-LP)	85cm (33.56"), Ext(2F)-to-Int(2M)
	CBL-0351L	85cm (33.5"), Ext(1F)-to-Int(1M)
	CBL-0386L	70cm/50cm (27.6"/19.7"), Ext(4F)-to-Int(4M)

New! MiniSAS HD Cables (up to 12Gbps)

Internal MiniSAS (iPASS) to MiniSAS HD Cables

	CBL-SAST-0507-01	80cm w/ SB, 30AWG
	CBL-SAST-0508-01	50cm w/ SB, 30AWG

Internal MiniSAS HD to MiniSAS HD Cables

	CBL-SAST-0531	80cm w/ SB, 30AWG
	CBL-SAST-0532	50cm w/ SB, 30AWG
	CBL-SAST-0568	35cm w/ SB, 30AWG
	CBL-SAST-0550	25cm w/ SB, 30AWG

External MiniSAS HD to External MiniSAS HD Cables

	CBL-SAST-0573	100cm w/ SB, 28AWG
	CBL-SAST-0690	200cm w/ SB, 28AWG
	CBL-SAST-0677	300cm w/ SB, 28AWG

Internal MiniSAS HD to 4 SATA Cables

	CBL-SAST-0664	20cm, 20cm SB, 30AWG
	CBL-SAST-0703	23/13/23/13cm, 30AWG
	CBL-SAST-0704	30/70/60/70cm, 30AWG
	CBL-SAST-0616	50cm, 50cm SB, 30AWG
	CBL-SAST-0699	75/75/90/90cm, 75cm SB, 28/30AWG
	CBL-SAST-0631	RF, 55cm, 55cm SB, 30AWG
	CBL-SAST-0591	RF, 75cm, 75cm SB, 30AWG
	CBL-SAST-0556	RF, RA 90/90, S 75/75cm, 75cm SB, 30AWG
New!	CBL-SAST-0759	12G, INT, 15cm, 15cm SB, 30AWG

Internal MiniSAS HD NVMe Cables

	CBL-SAST-0623	PCI-E NVMe SSD, 45cm,30AWG
	CBL-SAST-0658	PCI-E NVMe SSD, 60cm,30AWG
	CBL-SAST-0590	PCI-E NVMe SSD, 70cm,30AWG
	CBL-SAST-0698	RA-RA reverse for PCI-E NVMe SSD, 10cm, 30AWG

Internal Oculink NVMe Cables

New!	CBL-SAST-0818	OCuLink v.91,INT, PCI-E NVMe SSD, 55CM, 34AWG
New!	CBL-SAST-0819	OCuLink v.91,INT, PCI-E NVMe SSD, 65CM, 34AWG
New!	CBL-SAST-0820	OCuLink v.91,INT, PCI-E NVMe SSD, 85CM, 34AWG
New!	CBL-SAST-0849	OCuLink/Backplane to MiniSAS HD/Controller V.91, INT, PCIe NVMe SSD, 57CM, 34AWG
New!	CBL-SAST-0850	OCuLink/Backplane to MiniSAS HD/Controller V.91, INT, PCIe NVMe SSD, 37CM, 34AWG
New!	CBL-SAST-0929	OCuLink/Controller to MiniSAS HD/Backplane V.91, INT, PCIe NVMe SSD, 37CM, 34AWG
New!	CBL-SAST-0930	OCuLink/Controller to MiniSAS HD/Backplane V.91, INT, PCIe NVMe SSD, 57CM, 34AWG

External Intel Omni-Path 100G Cables

New!	CBL-NTWK-0892-OPC05	Intel Omni-Path Passive Copper Cable QSFP28 30AWG, 0.5M
New!	CBL-NTWK-0892-OPC10	Intel Omni-Path Passive Copper Cable QSFP28 30AWG, 1M
New!	CBL-NTWK-0892-OPC15	Intel Omni-Path Passive Copper Cable QSFP28 26AWG, 1.5M
New!	CBL-NTWK-0892-OPC20	Intel Omni-Path Passive Copper Cable QSFP28 26AWG ,2M
New!	CBL-NTWK-0892-OPC30	Intel Omni-Path Passive Copper Cable QSFP28 26AWG, 3M
New!	CBL-NTWK-0892-OPF30	Intel Omni-Path Active Fiber Cable QSFP28-MPO, 3M
New!	CBL-NTWK-0892-OPF50	Intel Omni-Path Active Fiber Cable QSFP28-MPO, 5M
New!	CBL-NTWK-0892-OPF100	Intel Omni-Path Active Fiber Cable QSFP28-MPO, 10M
New!	CBL-NTWK-0892-OPF150	Intel Omni-Path Active Fiber Cable QSFP28-MPO, 15M
New!	CBL-NTWK-0892-OPF200	Intel Omni-Path Active Fiber Cable QSFP28-MPO, 20M
New!	CBL-NTWK-0892-OPF300	Intel Omni-Path Active Fiber Cable QSFP28-MPO, 30M
New!	CBL-NTWK-0892-OPF400	Intel Omni-Path Active Fiber Cable QSFP28-MPO, 40M
New!	CBL-NTWK-0892-OPF500	Intel Omni-Path Active Fiber Cable QSFP28-MPO, 50M
New!	CBL-NTWK-0892-OPF600	Intel Omni-Path Active Fiber Cable QSFP28-MPO, 60M

NOTE: All cables are PB free.
SB = Sideband
RA = Right Angle
M = Male
LP = Comes with low profile bracket
S = Straight
iPASS = Internal MiniSAS
F = Female
RF = Reverse Fanout (Cross Over)

Layer 2 Ethernet Switches

Cost-effective 1-Gigabit Ethernet networking including a Power-over-Ethernet model and featuring Energy Efficient Ethernet – We Keep IT Green®

Rear View

Model	SSE-G2252P (52 ports; 48 with Power-over-Ethernet)	SSE-G2252 (52 ports)
General Specifications:	• 48 RJ45 10/100/1000 Mbps Ports • 4 SFP 1-G Ports • Non-Blocking • Standard L2 Features • IPv4 and IPv6 • RJ45 Console Port: Web Management, CLI • Power-over-Ethernet (IEEE802.3at) - Up to 30W per port - Up to 400W total PoE budget	• 48 RJ45 10/100/1000 Mbps Ports • 4 SFP 1-G Ports • Non-Blocking • Standard L2 Features • IPv4 and IPv6 • RJ45 Console Port: Web Management GUI, CLI
Switching Capacity	• 104 Gbps	• 104 Gbps
Energy Efficient Ethernet	• 802.3az	• 802.3az
Power Supply	• 500W	• 65W
Weight	• 11.7 lbs / 5.3kg	• 6.8 lbs / 3.1kg
Dimensions (WxDxH)	• 440 x 379 x 43mm (17.3” x 14.9” x 1.7”)	• 440 x 279 x 43mm (17.3” x 11” x 1.7”)
Switching Features	• 16K MAC address entries • Link Aggregation - 802.3ad with LACP - Up to 12 aggregation groups up to 8 ports per group • Double tagging: - 802.1 Q-in-Q - 802.1ad provider bridge - Unqualified learning and forwarding	• Storm protection - Broadcast - Multicast • IGMP: - IGMP snooping v1/v2/v3 • Spanning tree - 802.1D spanning tree - 802.1s multiple • Jumbo frames up to 9KB
VLAN	• 802.1Q tagging, port and protocol based • Dynamic VLAN Support (GVRP)	• 256 active VLANs • Voice VLAN support
Quality of Service (QoS)	• L2/L3/L4Traffic Classification/ Priority Management • Deficit WRR and Strict Priority Scheduling • Traffic shaping - IP based (all ports) - Port based (all ports) - Port based shaping QoS aware • 4 priority queues per port • IPv4/v6 DiffServ	• Per port bandwidth management - Resolution 64KB • Packet prioritization based on ingress/egress ports using pre-defined value • Ingress/Egress metering at 64KB increments - Ingress/egress policer - Ingress and egress co-work
Security Features	• 802.3x Port-Based Authentication • Switch access password protection • Layer 2, 3, 4 Access Control List (512 rules)	• RADIUS and TACACS+ Authentication • SSH/SSL Encryption
Management Features	• Web-based management interface – HTTP/HTTPS - Telnet (4 sessions) - SNMP • Industry standard CLI with telnet, SSH, or local management port - Scripting capability - Command completion - Context-sensitive “Help”	• Software upgrade/download • Multiple configuration file upload/download by TFTP and HTTP • Auto upgrade • DHCP functions • Telnet-Server • SNMP v1/v2c/v3 • RMON
PoE Features	• Compliant with IEEE 802.3af-2003 & IEEE 802.3at-2009 • PoE on 10/100/1000Base-T ports only (ports 1~48) • Power start/stop (remote sense) • Power feeding over 1/2 and 3/6 data twisted pair of Cat. 5 UTP/STP cable • Independent overload and short-circuit protection for each port • LED indicators for power status per port • Per port configuration • Port priority configuration • IEEE 802.3af/IEEE 802.3at MIB for Power over Ethernet function	
Operating Temperature	• 0 ~ 50°C	

Please refer to the Supermicro website for all the latest updates:

http://www.supermicro.com/networking

Layer 2/3 Ethernet Switches

Enterprise-class performance with advanced switching capabilities in a 1U form factor.
Highly cost-effective 1/10-Gigabit Ethernet Networking – Standalone or Top-of-Rack.

Rear View

Model	SSE-G48-TG4	SSE-G24-TG4
Port Attributes	• 48 One Gigabit Ethernet ports - 48 RJ45 Copper ports - Four fiber SFP combo ports • Out-of-band RS-232 Management port • Up to four 10-Gigabit Ethernet uplinks • Up to two stacking ports	• 24 One Gigabit Ethernet ports - 24 RJ45 Copper ports - Four fiber SFP combo ports • Out-of-band RS-232 Management port • Up to four 10-Gigabit Ethernet uplinks • Up to two stacking ports
Switching Capacity	• 184 Gbps	• 136Gbps
Stacking Performance	• Up to 48 Gbps	• Up to 48 Gbps
Power Consumption	• 145W	• 105W
Weight	• 13.7 lbs / 6.20 kg (w/ modules) 13.4 lbs / 6.06 kg (w/o modules)	• 12.6 lbs / 5.70 kg (w/ modules) 12.2 lbs /5.54 kg (w/o modules)
Dimensions (WxDxH)	• 440 x 387 x 43mm (17.3” x 15.2” x 1.7”)	
Availability	• Spanning Tree (802.1D) • Rapid Spanning Tree (802.1w)	• Multiple Spanning Trees (802.1s) • Virtual Redundant Routing Protocol (VRRP)
VLAN	• 802.1Q tagging, port and protocol based • Dynamic VLAN Support (GVRP)	• 1K Static VLANs
Quality of Service and DiffServ	• 8 priority queues per port • Adjusted WRR and Strict Priority Scheduling • Layer 2, 3, 4 Prioritization	• Marking • Metering / Rate limiting
Switching Features	• Link Aggregation - 24 groups with 8 members per group • LACP Support • Link Layer Discovery Protocol (802.1AB)	• Jumbo Frames up to 9KB • Port Mirroring – N to 1. Tx & Rx Configurable
Routing Features	• Static Routing, RIP v1/v2, RIPng, OSPF v1/v2/v3 and BGP • IPv4 and IPv6 Routing	• VRRP (Virtual Router Redundancy Protocol) • DVMRP (Distance Vector Multicast Routing Protocol
Multicast	• IGMP Snooping v1, v2, v3 • IGMP v1, v2, v3	• PIM SM, PIM DM • PIM SMv6
Security Features	• 802.3x Port Based Authentication • Switch access password protection • Layer 2, 3, 4 Access Control Lists (256 rules)	• RADIUS and TACACS+ Authentication • SSH, SSL Encryption
Management Features	• Web-based management interface – HTTP/HTTPS - Telnet - SNMP • Industry standard CLI with telnet, SSH, or local management port - Scripting capability - Command completion - Context-sensitive “Help”	• Multiple levels of user privilege (CLI and Web UI) • SNMP v1, v2, v3 • Four RMON Groups - (1, 2, 3 and 9) • Logging – syslog • Dual firmware images • Configuration file - upload / download
Operating Temperature	• 0 ~ 40°C	

Options *(order at least one, maximum two with each SSE-G24-TG4 or SSE-G48-TG4)*

AOM-SSE-X2C

Two-port CX4 connector module
for copper connections and for Stacking

AOM-SSE-X2F

Two-port XFP connector module
for fiber connections

AOM-SSE-X2S

Two-port SFP+ connector module
for copper or fiber connections

Layer 2/3 Ethernet Switches

Enterprise-class performance with advanced switching capabilities in a 1U form factor.
Highly cost-effective 10-Gigabit Ethernet Networking – Standalone or Top-of-Rack.

Rear View

Model	SSE-X24S/SR	SSE-X3348S/SR	SSE-X3348T/TR
Port Attributes	• 24 Ten Gigabit Ethernet ports - SFP+ Connectors • 1 One-Gigabit Ethernet port - RJ45 Connector • Out-of-band RS-232 Management port	• 48 Ten-Gigabit Ethernet ports - SFP+ Connectors • 4 Forty-Gigabit Ethernet ports - QSFP Connectors • 2 One-Gigabit Ethernet ports - RJ45 Connectors • Out-of-band RS-232 Management port	• 48 Ten-Gigabit Ethernet ports - 10GBase-T RJ45 connectors • 4 Forty-Gigabit Ethernet ports - QSFP Connectors • 2 One-Gigabit Ethernet ports - RJ45 Connectors • Out-of-band RS-232 Management port • Energy Efficient Ethernet- IEEE 802.3az
Switching Capacity	• 480 Gbps	• 1284 Gbps	• 1284 Gbps
Power Consumption	• 176W (Redundant Power Supplies) • Reverse airflow model available	• 326W (Redundant Power Supplies) • Reverse airflow model available	• 357W (Redundant Power Supplies) • Reverse airflow model available
Weight	• 16.7 lbs / 7.58 kg	• 18.1 lbs / 8.2 kg	• 20.3 lbs / 9.22 kg
Dimensions (WxDxH)	• 440 x 387 x 43mm (17.3” x 15.2” x 1.7”)	• 438 x 473 x 43mm (17.3” x 18.6” x 1.7”)	• 438 x 473 x 43mm (17.3” x 18.6” x 1.7”)
Availability	• Spanning Tree (802.1D) • Rapid Spanning Tree (802.1w)	• Multiple Spanning Trees (802.1s) • Virtual Redundant Routing Protocol (VRRP)	
VLAN	• 802.1Q tagging, port and protocol based • Dynamic VLAN Support (GVRP)	• 4K Static VLANs	
Data Center	• DCBx		
Quality of Service and DiffServ	• 8 priority queues per port • Adjusted WRR and Strict Priority Scheduling • Layer 2, 3, 4 Prioritization	• Marking • Metering / Rate limiting	
Switching Features	• Link Aggregation - 24 groups with 8 members per group • MLAG support • LACP Support	• Link Layer Discovery Protocol (802.1AB) • Jumbo Frames up to 9KB • Port Mirroring – N to 1. Tx & Rx Configurable	
Routing Features	• Static Routing, RIP v1/v2, RIPng, OSPF v1/v2/v3 and BGP • IPv4 and IPv6 Routing	• VRRP (Virtual Router Redundancy Protocol) • DVMRP (Distance Vector Multicast Routing Protocol	
Multicast	• IGMP Snooping v1, v2, v3 • IGMP v1, v2, v3	• PIM SM, PIM DM • PIM SMv6	
Security Features	• 802.3x Port Based Authentication • Switch access password protection • Layer 2, 3, 4 Access Control Lists (256 rules)	• RADIUS and TACACS+ Authentication • SSH, SSL Encryption	
Management Features	• Web-based management interface – HTTP/HTTPS - Telnet - SNMP • Industry standard CLI with telnet, SSH, or local management port - Scripting capability - Command completion - Context-sensitive “Help”	• Multiple levels of user privilege (CLI and Web UI) • SNMP v1, v2, v3 • Four RMON Groups - (1, 2, 3 and 9) • Logging – syslog • Dual firmware images • Configuration file - upload / download	
Operating Temperature	• 0 ~ 40°C	• 0 ~ 47°C	• 0 ~ 45°C

Open Networking Ethernet Switches

The SSE-G3648B/SSE-G3648BR, SSE-X3648S/SSE-X3648SR, and SSE-C3632S/SSE-C3632SR switches are ideal for deployment in Data Center, Cloud and Enterprise environments with the capability of handling access for the most demanding applications. All are available as a reverse-airflow model for use in large data centers with alternating hot and cold equipment aisles. And all are equipped with a second, redundant power supply (optional on SSE-G3648B/SSE-G3648BR). Pre-loaded with the Open Network Install Environment (ONIE), all three are ready for your networking operating system of choice. Supermicro recommends the use of Cumulus Linux – these switches are all listed on the Hardware Compatibility List (HCL) of Cumulus Networks. Cumulus Linux is an OS for open networking incorporating a true Linux distribution with extensive networking features plus hardware acceleration of routing and switching functions. By using many of the same tools employed for servers, Cumulus Linux enables affordable scalability with clear CapEx savings and even greater OpEx savings; it unleashes rapid innovation via custom, open source or commercial Linux tools and applications. The embedded X86 Linux-based controller is particularly well suited for running the provisioning tools which are typically used for servers. Contact Cumulus Networks (www.cumulusnetworks.com) for more details and ordering information.

With these bare metal switches Supermicro customers have the opportunity to choose the hardware/software combination that best suits their own individual networking environment. And with Supermicro product reliability and support, customers can rest assured that their investment is truly protected.

	New! ***Layer 2/3***	***New!*** ***Layer 2/3***	***New!*** ***Layer 2/3***
			
Rear View			
Model	**SSE-G3648B/BR**	**SSE-X3648S/SR**	**SSE-C3632S/SR**
Port Specifications	• 48 x 1Gbps Ethernet RJ45 ports • 4 x 10Gbps Ethernet SFP+ ports • RJ-45 Ethernet management port • RJ45 (for console cable)	• 48x Ten-Gigabit Ethernet ports – SFP+ • 6x Forty-Gigabit Ethernet ports – QSFP+ • RJ-45 (for console cable) • RJ-45 1G Ethernet Management Port • USB	• 32 x 40Gbps Ethernet QSFP28 ports • 32 x 100Gbps Ethernet QSFP28 ports • 1 x 10Gbps Ethernet SFP+ ports • RJ-45 Gigabit Ethernet management port • RJ-45 serial console • Type A USB 2.0 port
Data Forwarding	• Switching Capacity – 176 Gbps • Broadcom Helix4 Switch Chip • Wire-speed Layer 3 Routing • 1:1 Non-blocking connectivity	• Switching Capacity - 1440 Gbps • Broadcom Trident II Switch Chip • Wire-speed Layer 3 Routing • 1:1 Non-blocking connectivity	• Full Duplex 3.2Tbps Switching Capacity • Broadcom Tomahawk Switch Chip • Wire-speed Layer 3 Routing • 1:1 Non-blocking connectivity
Control Plane	• Intel® Rangeley CPU • 2Gbyte DRAM • 8Gbyte SSD • ONIE • Cumulus Linux Ready	• Intel® Rangeley CPU • 4G DRAM • 16G SSD • ONIE • Cumulus Linux Ready	• Intel® Rangeley CPU • 4G DRAM • 16G SSD • ONIE • Cumulus Linux Ready
Power	• Hot-pluggable 200W power supply • Optional second redundant power supply • AC Input: 100-127/200-240 V, 50/60 Hz • Power Consumption: < 85.2 Watts	• Redundant, hot-pluggable, 460W power supplies • AC Input: 100-127/200-240 V, 50/60 Hz • Power Consumption: 305 Watts	• Redundant, hot-pluggable, • 800W power supplies • AC Input: 100-127/200-240 V, 50/60 Hz • Power Consumption: 650 Watts
Physical/ Environmental	• Weight: Net weight: 8.18kg (with 2 PSUs) • Regular and Reverse Airflow Models • Size (W x D x H): 434 x 320 x 44 mm (17.1 x 11.2 x 1.73 in.) • Temperature: Operating 0°C to 45 °C (32°F to 113°F) • Humidity -Operating: 5% to 95% (non-condensing)	• Weight: Net weight: 10.13kg (22.29 lb with 2 PSUs) • Regular and Reverse Airflow Models • Size (W x D x H): 434 x 550 x 44 mm (17.1 x 21.6 x 1.73 inches) • Temperature: Operating 0°C to 40 °C (32°F to 104°F) • Humidity - Operating: 5% to 95% (non-condensing)	• Weight: Net weight: 10.18kg (22.29 lb with 2 PSUs) • Regular and Reverse Airflow Models • Size (W x D x H): 434x 520 x 44 mm (17.1 x 20.47 x 1.73 inches) • Temperature: Operating 0°C to 40 °C (32°F to 104°F) • Humidity - Operating: 5% to 95% (non-condensing)
General	• Bare metal - ONIE Installed • 1U form factor for flexible installation • Mounting Flanges (included)	• Bare metal - ONIE Installed • 1U form factor for flexible installation • Mounting Rails (included)	• Bare metal - ONIE Installed • 1U form factor for flexible installation • Mounting Rails (included)
Optional Power Supply	• PWS-FRU-G3648-1F Second (for redundancy) power supply for SSE-G3648B Ethernet Switch. Forward Airflow • PWS-FRU-G3648-1R Second (for redundancy) power supply for SSE-G3648BR Ethernet Switch. Reverse Airflow		

Product Naming Guide

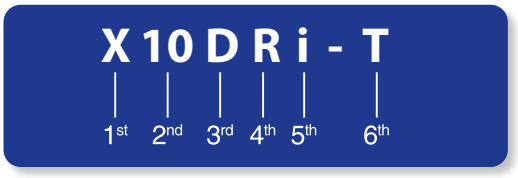

Motherboard Naming Guide

Character	Representation	DP Intel® SKUs		UP Intel® SKUs	
1st + 2nd	**CPU Type**	X10 = 10th generation Xeon® E5 (Broadwell/Haswell) X9 = 9th generation Xeon® E5 Family X8 = 8th generation Xeon® (QPI 6.4 GT/s)		X10 = 10th generation Xeon® (Broadwell/Haswell) X9 = 9th generation Xeon® E5 Family X8 = 8th generation Xeon® (QPI 6.4 GT/s) X7 = 7th generation Xeon® (1066/1333/1600 MHz) X6 = 6th generation Xeon® (800MHz) C7 = Intel® Core™ i7 C2 = Intel® Core™ 2 PD = Intel® Xeon® 3000 Series	
3rd	**CPU Supported**	D = Dual Processor Q = Quad Processor		S = Single Processor	
4th	**Chipset / Board Type**	R = Socket R (LGA 2011) B2 = Socket B2 (LGA 1356) A = Workstation	B = Socket B3 D = Datacenter Optimized	I = Ibex Peak (3420/3400) T = Tylersburg (X58) C = Cougar Point B = Patsburg with Socket B2 R = Patsburg with Socket R A = Workstation	P = Panther Point R(X9) = Grantley with Socket R3 L = Lynx Point S = Sky Lake
5th	**Controller Support**	**X9 Generation:** + = Extra DIMM/Alternative i/E = SATA only X = Additional I/O Slots 3 = SAS 3Gbps (Intel) T = Twin Architecture 7 = SAS2 6Gbps (LSI) W = WIO Architecture L = Cost-effective D = Datacenter G = GPU/Xeon® Phi™ H = Maximized I/O	**X10 Generation:** FF = Fat Twin Front I/O FR= Fat Twin Rear I/O L = Cost Optimized G = GPU Optimized C = SAS3 12Gbps (LSI) i = SATA only H = Additional PCI-E slots T = Twin Architecture W = WIO Architecture D = Data Center Optimized S = Storage Bridge Bay U = Ultra Architecture X = Hyper-Speed	i = SATA only L = Cost Effective M = Micro-ATX G = GPU/Xeon® Phi™ Optimized W = WIO Architecture T = Twin Architecture U = UIO Architecture D = Micro Cloud Architecture	H = Alternative 1 E = Alternative 2 V = Alternative 3 A = Legacy/Workstation for B2 or R SKT
6th	**Controller Support**	**X9 Generation:** -LN4 = Four LAN Ports -T = 10Gb LAN Base-T -F = IPMI -TP = 10Gb LAN SFP+ -Q/H = Quad/Six GPU -3 = SAS 3Gbps (Intel) -7 = SAS2 6Gbps (LSI) -C = SAS3 12Gbps (LSI) -H = Hot Pluggable -i/E = SATA Only -IBQ = InfiniBand QDR -IBF = InfiniBand FDR -J = JBOD Supported -P = TwinPro Line -II = Alternate Version	**X10 Generation:** LN4 = 1GBase-T Quad port T = 10GBase-T G = GPU Optimized C = LSI® SAS3 12Gbps i/E = SATA Only + = Extra DIMMs N = NVMe T4 = 10GBase-T Quad port TP = 10G SFP+ Q/H = Quad/Hex (six) GPU P = Twin Pro line IBQ = InfiniBand QDR IBF = InfiniBand FDR	-F = IPMI -LN4 = Four LANs -LN6 = Six LANs -X = PCIX -6 = SAS 6Gbps -T = 10Gb LAN -D = Dual Nodes -N = NVMe	-7 = LSI® SAS 6Gbps -C = LSI® SAS 12Gbps -V = LVDS -4 = 4-pin 12V -S = Cost down

Supermicro installs safety caps on all serverboards to protect the CPU socket pins. Read and follow the important instructions on this protective cap to insure proper product safety.

CPU Socket cap MUST always be in position when the CPU is not installed.

Product Naming Guide

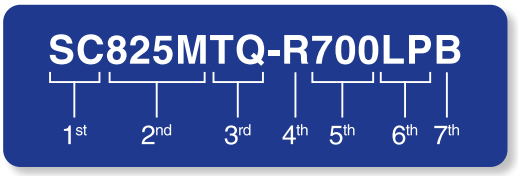

Chassis Naming Guide

Character	Representation	Options		
1st	Prefix	• SC = Super Chassis (Model Number) • CSE = Super Chassis (Part Number Prefix)		
2nd	Type/Family	**2.5" HDD Chassis**	**3.5" HDD Chassis**	**Mobile Rack**
		1st Digit = Height • 0 = Twin / Extra short • 1 = 1U • 2 = 2U • 3 = 3U / Mid-Tower • 4 = 4U / Tower • 5 = 5U • 6 = 6U	**1st Digit = Category** • 5xx = Compact size • 7xx = Tower / Workstation • 8xx / 9xx = Rackable chassis • xx6 = Storage chassis • xx9 = Resource Optimized	1st Digit (Default = "M")
		2nd Digit = Generation	**2nd Digit = Height** • 0 = Twin / Extra short • 1 = 1U • 2 = 2U • 3 = 3U / Mid-Tower • 4 = 4U / Tower • 5 = 5U • 6 = 6U	2nd Digit = # of 5.25" Bays
		3rd Digit = Category • 1 = Cost Effective Series • 2 = Standard Series • 3 = High-end Series • 6 = Storage Series • 8 = MP motherboard Series • 9 = Resource Optimized	**3rd Digit = Generation**	3rd Digit = # of 2.5" HDD Converted
		4th Digit = Type (multiple types possible) • (none) = Regular • E = Lower Cost (Economic) • F = Modified Fan (originally use blower) • H = Specialized for Intel® Itanium 2 • L = Cost Effective • M = Short-depth • + = Specialized for AMD MBs (can be placed after backplane type)	**4th Digit = Type** (multiple types possible) • (none) = Regular • E = Lower Cost (Economic) • F = Modified Fan (originally use blower) • H = Specialized for Intel® Itanium 2 • L = Cost Effective • M = Short-depth • X = 10+ Slots • + = Specialized for AMD MBs (can be placed after backplane type)	
3rd	Backplane Type	• (none) = No backplane design • A = SAS2/SATA3 with iPass direct-attach connection • AC(#) = SAS3/SATA3 & (#) of NVMe drives with Mini-SAS HD direct-attach connection • E1/E16 = SAS(2)/SATA(3) with 1 expander • E2/E26 = SAS(2)/SATA(3) with 2 expanders • E1C = SAS3/SATA3 with 1 expander • E2C = SAS3/SATA3 with 2 expanders	• H / HD / HQ = Hot-swap MB nodes design • i = No backplane SKU • S / S1 = SCSI (Single-Channel) • S2 = SCSI (Dual-Channel)	• T = SAS / SATA • TQ = SAS / SATA with SES2 support • TS = Backplane not installed • TG / G = GPU/Xeon® Phi™ optimized
4th	Power Supply	• (none) = Non-redundant power supply • R = Redundant power supply		
5th	Power Supply Wattage	• (example: 900 = 900 Watts)		
6th	Rear Window I/O	• (none) = Optimized (may not be standard) • C = Standard I/O Rear Window	• LP = Low Profile Rear Window • RC = Rear Window for Riser Cards, Type I	• RC2 = Rear Window for Riser Cards, Type II • U = UIO Rear Window
7th	Chassis Color	• (none) = Beige • B = Black • V = Silver		

Product Naming Guide

AOC-STGN-i2S

1st 2nd 3rd 4th 5th 6th 7th

Network Adapter

Character	Representation	Options	
1st	Product Family	AOC = Add On Card	
2nd	Form Factor	U = UIO S = Standard P = Proprietary C = MicroLP	M = Supermicro IO Module (SIOM) MH = SIOM Hybrid
3rd	Product Type/Speed	G = GbE (1Gbps) TG = 10GbE (10Gbps) IBF = IB FDR (56Gbps) IBQ = IB QDR (40Gbps) INF = IB DDR (20Gbps)	25G = 25GbE (25Gbps) 40G = 40GbE (40Gbps) 100G = 100GbE (100Gbps) HFI = Host Fabric Interface (100Gbps)
4th	Chipset Model (optional)	N = Niantec (82599)	P = Powerville (i350) S = Sageville (X550)
5th	Chipset Manufacturer (optional)	i = Intel m = Mellanox	b = Broadcom
6th	Number of Ports	1 = 1 port 2 = 2 ports	4 = 4 ports
7th	Connector Type (optional)	S = SFP+/SFP28 Q = QSFP+	T = 10GBase-T C = QSFP28
8th	2nd Controller/ Connector Type (optional)	G = GbE RJ45 S = 10G SFP+	T = 10GBase-T

AOC-MHIBF-2QG

1 2 3 4 5 6

SIOM Network Adapter

Character	Representation	Options	
1st	Product Family	AOC = Add On Card	
2nd	Form Factor	S = Standard P = Proprietary C = MicroLP	M = Super IO Module (SIOM) MH = SIOM Hybrid
3rd	Product Type/Speed	G = GbE (1Gbps) TG = 10GbE (10Gbps) 25G = 25GbE (25Gbps) 40G = 40GbE (40Gbps) 50G = 50GbE (50Gbps) 100G = 100GbE (100Gbps)	IBE = IB EDR (100Gbps) IBF = IB FDR (56Gbps) IBQ = IB QDR (40Gbps) HFI = Host Fabric Interface
4th	Chipset Model (optional)	N = Niantec (82599)	P = Powerville (i350) S = Sageville (X550)
5th	Chipset Manufacturer (optional)	i = Intel m = Mellanox	b = Broadcom
6th	Number of Ports	1 = 1 port 2 = 2 ports	4 = 4 ports
7th	Connector Type (optional)	S = SFP+/SFP28 Q = QSFP+	T = 10GBase-T C = QSFP28
8th	2nd Controller/Connector Type (optional)	G = GbE RJ45 S = 10G SFP+	T = 10GBase-T

RSC-F2FR-A66X2

1 2 3 4 5 6

Riser Card

Character	Representation	Options	
1st	Part Number Prefix	RSC: Riser Cards (New Naming Convention) CSE: Riser Cards (Old Naming Convention)	
2nd	Product Category	S: Standard U: Ultra W: WIO G: GPU T: Twin	F: FATTWIN M: Micro Blade B: Super Blade C: Micro Cloud
3rd	Form Factor	1: 1U 2: 2U 3: 3U	4: 4U 5: 5U
4th	Location	R: Right hand side F: Front IO/Front of the MB N6 = 6 NVMe ports	B: Rear IO/Back of the MB M: Middle of the MB
5th	Output	U: UIO 4/8/6: PCI-E x4/x8/x16 X: PCI-X	A: Active Riser Card X33: PCI output
6th	MB Type/Spec:	PR: Proprietary +: Additional Features E: MB with Spec H: Support AMD MB Only	UP: Support UP MB X: Support X10 MB & above X1: Support X11 MB & above X2: Support X12 MB & above

AOC-2UR8N4-i4XT

1 2 3 4 5 6 7 8

Ultra Networking Riser Card

Character	Representation	Options
1st	Product Family	AOC : Add On Card
2nd	Form Factor	UR : Ultra Riser for 1U 2UR : Ultra Riser for 2U
3rd	PCI-E Expansion Slots	8 : PCI-E x8 6 : PCI-E x16
4th	NVMe Ports (Optional)	N2 : Two NVMe ports N4 : Four NVMe ports N6 : Six NVMe ports
5th	LAN Chipset Manufacturer	i : Intel
6th	Number of Ports	1 : One port 2 : Two ports 4 : Four ports
7th	Controller Type	G : GbE X : 10GbE Q : 40GbE C: 100GbE
8th	Connector Type (Optional)	S : SFP+ T : 10GBase-T

SSD-DMAAA-BBCDEFG

1 2 3 4 5 6 7 8 9

SATA DOM Module

Character	Representation	Options			
1st	Storage Module Type	SSD = Solid State Disk			
2nd	Form Factor (DM)	SATA DOM			
3rd	Capacity (AAA)	016 = 16GB	032 = 32GB	064 = 64GB	128 = 128GB
4th	Controller (BB)	PHI = Vendor A SM = Vendor B			
5th	Temperature Rating (C)	C = Commercial Temperature	I = Industrial Temperature		
6th	Flash Type (D)	S = SLC M = MLC T = TLC			
7th	Profile (E)	V = Vertical	H = Horizontal		
8th	Configuration (F)	N = Normal	S = SED		
9th	Reserved (G)	1 = Initial Released Version			

With advanced in-house server building block designs and uncompromising quality control, Supermicro's expert engineers have created a wide range of high-performance, high-reliability, and cost-effective solutions. Supermicro's first-to-market offerings provide fully optimized functionality, compatibility and a system integration "quality guarantee" for mission-critical applications.

Supermicro DP Motherboard Selection Assistant

The Supermicro DP Motherboard Selection Assistant tool allows customers to quickly and easily find the Supermicro DP motherboards that most closely fit their needs. By answering just a few simple questions using easy and convenient drop-down menus the Selection Assistant returns a list of the most relevant Supermicro DP motherboards. The Supermicro DP Motherboard Selection Assistant can be found at: ***http://www.supermicro.com/mbsa***

Supermicro Quality and Reliability

All Supermicro products are designed with the highest quality optimized components. To ensure customers peace of mind, all Supermicro Building Block Solutions® must pass a strict validation process, and our "one stop shop" capability will assure their business success. With the highest reliability and performance in mind Enterprise Level hard disk drives are a requirement for Supermicro systems.

The Most Extensive Server Building Block Product Line in the Industry

Supermicro's engineering expertise has produced more than 250 Xeon®/Pentium®-based serverboards and over 500 optimized chassis. With these state-of-the-art Server Building Block Solutions® and outstanding technical support, customers can be assured of the industry's best, most optimized solutions for their IT problems. They can ramp up their businesses more quickly and successfully with reduced total costs of ownership.

Intel® Xeon® Processor E7/E5/E3/D and Atom™ Based Platforms

Supermicro's industry-leading line of Server Building Block Solutions® utilize the latest Intel® processor designs including: Xeon® processor E5-2600/1600 v4 product families for standard servers; Atom™ processor for storage and microservers (Avoton); Xeon® processor E5-4600 v3, E7-8800/4800 v3, and E3-1200 v4/v3 product families. These multi-core based servers are loaded with features and engineered to perform with minimal power. The latest Intel® Xeon® processor E5-2600/1600 v4 product families delivers many new features over previous processor generations, including up to 44 processor cores per DP serverboard, 160W TDP, with additional performance and security features.

High Capacity Memory

In addition to providing High Quality and Reliable memory, Supermicro is also the leader in offering the next generation of industry standard memory module, 128GB ECC 3DS LRDIMMs and RDIMMs. These are the next generation of industry standard DDR4 DIMM for Servers and Workstations that offers increased capacity, up to 3TB in 24 DIMMs, and performance, up to 2400MHz.

Advanced Storage Technologies

Supermicro achieves the highest storage density with the 4U SC847 Double-Sided Storage® JBOD solution featuring 90x 3.5" hot-swappable HDDs in 45 drive bays. Supermicro's innovative Double-Sided Storage® (SC417) provides extra high-density storage to maximize space and power efficiency. With support for up to 88x 2.5" HDDs in JBOD mode and 72x 2.5" HDDs in server mode, the SC417 provides direct hot-swap access to all the Storage Drives. Additional high value features include integrated SAS 3.0 that doubles the storage data transfer rate to 12.0 Gbps for the most advanced applications. The Supermicro SC847D Double-Sided Storage® offers an industry-leading 72 hot-swap 3.5" SAS2/SATA3 HDDs in 4U and the SC946ED 4U OpenCloud OpenStack storage system provides 90x 3.5" hot-swappable top-loading HDDs in 4U. Supermicro is among the first to provide NVMe support with up to 4x performance of SAS 3.0, on our SuperServer® solutions.

Latest Networking Solutions

Supermicro Building Block Solutions® include the most advanced onboard networking components such as QDR and FDR InfinBand, 40 Gigabit Ethernet, and both 10GBase-T and SFP+ 10 Gigabit Ethernet. These technologies allow Supermicro Building Block Solutions® to satisfy the most advanced customer networking needs.

Onboard Management (IPMI 2.0)

Many Supermicro X10/X9 motherboards now offer IPMI 2.0 capabilities onboard through a dedicated LAN with an option of shared LAN port to support both Virtual Media over LAN and KVM-over-LAN. This convenient remote management feature is provided through an onboard BMC (Baseboard Management Controller) that improves reliability and maintainability while reducing costs. The BMC provides additional Enterprise management functions such as BIOS firmware management, System Utilization (X10) and Asset Information (X10).

Hybrid CPU + GPU/Xeon® Phi™ Supercomputing Systems

With supercomputer-level performance, these hybrid CPU + GPU/Xeon® Phi™ supercomputing solutions are ideal for scientific computing, CAD/CAM, oil and gas exploration, medical imaging, and other computationally-intensive applications.

Advanced Power Saving Components

Supermicro's motherboards utilize high-end components such as high-efficiency VRMs optimized to reduce energy consumption. These energy-efficient designs make Supermicro an industry leader in performance-per-watt and per-dollar.

BBP® and 96%+ Peak Power Supply Efficiency Designed for Power Savings & Environmental Protection

Supermicro has mastered the power supply design challenge to produce high-quality, high-performance Titanium Level redundant, hot-swappable Digital Power Supplies with peak efficiency ratings of 96% and higher. Supermicro has also developed an industry-first redundant hot-swappable battery backup power UPS module (BBP®) ideally suited for environments in need of cost-effective uninterruptible power solutions, and CacheVault SuperCap which is the latest in power loss data protection technology. These components help make Supermicro the leading Green standard for server chassis solutions.

Enhanced Cooling Systems

With enhanced rear cooling, Supermicro chassis and server systems can effortlessly support the latest energy intensive GPUs and add-on cards such as PCI-E SSDs. Supermicro's patented 100% redundant cooling designs can run continuously at their full potential, even when a fan failure occurs. Expertly engineered high-performance fans and unique air shrouds allow Supermicro to dramatically reduce downtime due to thermal issues.

Global SKUs

Global SKUs are popular, high-volume Supermicro products designed for higher sustained inventory levels at Supermicro's global operations and logistics centers in the US, Asia, and Europe. Global SKUs are integrated locally within their region to minimize customers' transportation times, costs, and environmental impacts to help keep our Mother Earth Green.

Supermicro is RoHS Compliant

Supermicro is proud to rally a migration to earth-friendly server products that contain minimal amounts of hazardous substances. With the RoHS Directive changing the electronics industry worldwide, Supermicro produces environmentally safe products that meet or exceed RoHS requirements.

Operating System Support

Supermicro endorses and supports a variety of server operating systems for SuperServer® and Server Building Block Solutions® products including Windows Server 2012, the most recent released publicly available version of Microsoft Windows Server, RHEL, VMWare, Citrix, GPU, and others. Please contact Supermicro for the very latest compatible and logo certified products or consult the following websites: ***http://www.supermicro.com/support/resources/OS/OS_Certification_Intel.cfm*** ***http://www.supermicro.com/support/faqs/os.cfm***

The Industry's Broadest Selection of Optimized Server Systems

Supermicro's server systems are carefully designed with our Server Building Block Solutions® to provide the ultimate in performance, efficiency and improved TCO. With the industry's broadest variety of advanced technology server systems, Supermicro has the best solution for every IT need.

Please refer to the Supermicro website for all the latest updates: ***http://www.supermicro.com***

Worldwide Headquarters:

Super Micro Computer, Inc.
980 Rock Ave.
San Jose, CA 95131, USA
Tel: +1-408-503-8000
Fax: +1-408-503-8008
E-mail: Marketing@Supermicro.com

Europe Subsidiary:

Super Micro Computer, B.V.
Het Sterrenbeeld 28, 5215 ML,
's-Hertogenbosch, The Netherlands
Tel: +31-73-640-0390
Fax: +31-73-641-6525
E-mail: Marketing@Supermicro.nl

U.S. East Coast Office
525 Washington Blvd., 20th Floor
Jersey City, NJ 07310
Tel: +1-201-256-4308.
Fax: +1-201-825-8878
E-mail: Marketing@Supermicro.com

Asia Subsidiary:

Super Micro Computer, Inc. (Taiwan Office)
3F., No.150, Jian 1st Rd., Zhonghe Dist.,
New Taipei City 23511, Taiwan
Tel: +886-2-8226-3990
Fax: +886-2-8226-3991
E-mail: Marketing@Supermicro.com.tw

Supermicro Science & Technology Park
No.1899, Xingfeng Road, Bade City,
Taoyuan County 334, Taiwan
Tel: +886-2-8226-3990
Fax: +886-2-8226-3991
E-mail: Marketing@Supermicro.com.tw

China Subsidiary:

Super Micro Computer, Inc. (Beijing Office)
Suite 1208 JiaHua Building D
Shangdi, Haidian District, Beijing
China 100085
Tel: +86-10-62969165
E-mail: Marketing@Supermicro.com

Super Micro Computer, Inc. (Shanghai Office)
Room 1604, No 398, North Caoxi Road,
HuiZhi Building, Xuhui District, Shanghai
China 200030
Tel: +86-21-61152558
Tech Support: +86-21-61152556
E-mail: Marketing@Supermicro.com

Supermicro Japan
S-7F N.E.S Bldg., 22-14, Sakuragaoka-cho,
Shibuya-Ku, Tokyo, 150-0031 Japan
Tel: +81-3-5728-5196
FAX: +81-3-5728-5197
Tech Support: japanservice@supermicro.com
E-mail: Marketing@Supermicro.com

intel inside™

SUPERMICRO®
www.supermicro.com

MKT-0002-06/2016-R12

Please Recycle