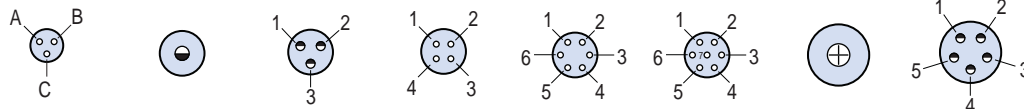


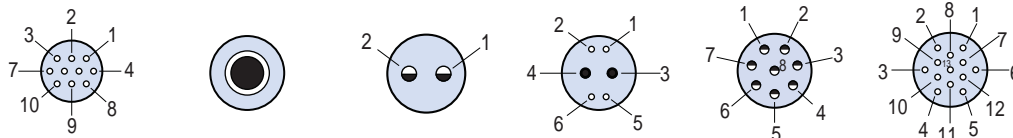
## Mating Face View of Pin Connector (socket connector numbers are reversed)

Contact Legend  
 #23 ◦ #20HD ◯ #20 ● #16 ◐ #12 ⊕



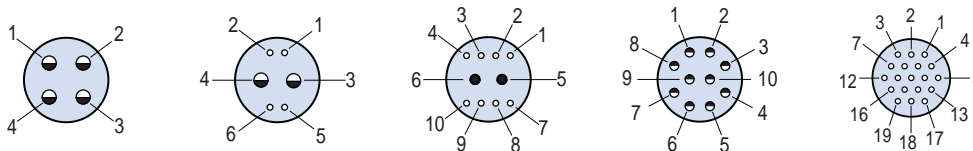
Series 800, 801, 802, 803, 804	5-3	6-1	6-23	6-4	6-6	6-7	7-1	7-25
Series 805	Not Avail.	8-1	8-23	8-4	8-6	8-7	9-1	9-25
No. of Contacts	3	1	3	4	6	7	1	5
Contact Size	#23	#16	#20HD	#23	#23	#23	#12	#20HD
DWV Voltage (VAC)	500	1800	750	500	500	500	1800	750
Current Rating (Amps)	5	13	7.5	5	5	5	23	7.5

Contact Legend  
 #23 ◦ #20HD ◯ #20 ● #16 ◐ #12 ⊕ #8 ●



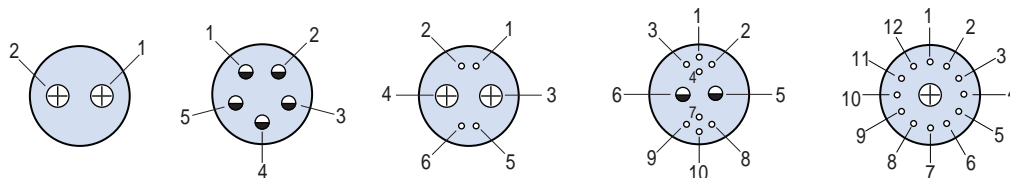
Series 800, 801, 802, 803, 804	7-10	8-1	8-2	8-200	8-28	8-13
Series 805	9-10	10-1	10-2	10-200	10-28	10-13
No. of Contacts	10	1	2	2 4	8	13
Contact Size	#23	#8	#16	#20 #23	#20HD	#23
DWV Voltage (VAC)	500	1800	1800	1000 500	750	500
Current Rating (Amps)	5	46	13	7 5	7.5	5

Contact Legend  
 #23 ◦ #20HD ◯ #20 ● #16 ◐ #12 ⊕



Series 800, 801, 802, 803, 804	9-4	9-200	9-201	9-210	9-19
Series 805	11-4	11-200	11-201	11-210	11-19
No. of Contacts	4	2 4	2 8	10	19
Contact Size	#16	#16 #23	#20 #23	#20HD	#23
DWV Voltage (VAC)	1800	1800 500	1000 500	750	500
Current Rating (Amps)	13	13 5	7.5 5	7.5	5

Contact Legend  
 #23 ◦ #20HD ◯ #20 ● #16 ◐ #12 ⊕



Series 800, 801, 802, 803, 804	10-2	10-5	10-201	10-202	10-200
Series 805	12-2	12-5	12-201	12-202	12-200
No. of Contacts	2	5	2 4	2 8	1 12
Contact Size	#12	#16	#12 #23	#16 #23	#12 #23
DWV Voltage (VAC)	1800	1800	1800 500	1800 500	1800 500
Current Rating (Amps)	23	13	23 5	13 5	23 5

Dimensions in inches (millimeters) and are subject to change without notice.