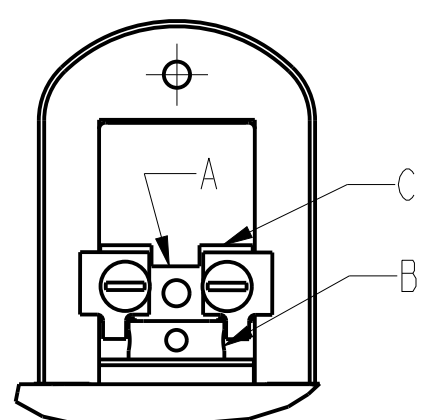


REV	DATE	DESCRIPTION	ECO	BY	C.H.K.
B	09/24/2014 00:00:00 AM	ADD AVAILABLE DIESET TABLE TO DRAWING PER M/U.	37772	RB	MR

TO INSTALL DIE SET AND ADJUST HYTOOL™

KEEP TOOL ADJUSTED SO THAT NORMAL HAND FORCE (45 TO 55 LBS.) IS REQUIRED TO BUTT DIES (NO CRIMP) AND RELEASE RATCHET.

1. SELECT PROPER DIE SET TO MATCH CONNECTOR AND CABLE SIZE TO BE INSTALLED.
2. LOOSEN ALLEN HEAD DIE HOLDER LOCK SCREW 'A' USING 3/32 ALLEN WRENCH.
3. TURN COUPLER BUSHING 'B' SO THAT RAM DIE HOLDER 'C' MOVES TO FULL DOWN POSITION.
4. WITH STAMPED LETTERING ON FACE OF THE DIE SET FACING THE OPERATOR, PLACE DIES IN TOOL SO THAT THE HOLDING PRONGS STRADDLE THE HEAD AND RAM. HAND TIGHTEN HOLDING SCREWS IN EACH DIE.
5. CLOSE HANDLES AND ALIGN BOTH PARTS OF DIE SET. TURN COUPLER BUSHING 'B' SO THAT RAM DIE HOLDER 'C' MOVES UP TO FULL EXTENT (UNTIL DIES BUTT).
6. RELEASE HANDLES SLIGHTLY AND TURN BUSHING COUPLER 'B' 1/4 TURN MORE (TO MOVE RAM DIE HOLDER 'C' UPWARD).
7. REMOVE LOWER DIE AND TIGHTEN ALLEN SCREW 'A'. REPLACE LOWER DIE. ACTUATE TOOL AND CHECK HAND FORCE.



NOTE: REPEAT STEPS 2, 6 AND 7 IF FORCE IS TOO LIGHT. BACK OFF 'B' SLIGHTLY IF FORCE IS TOO GREAT.

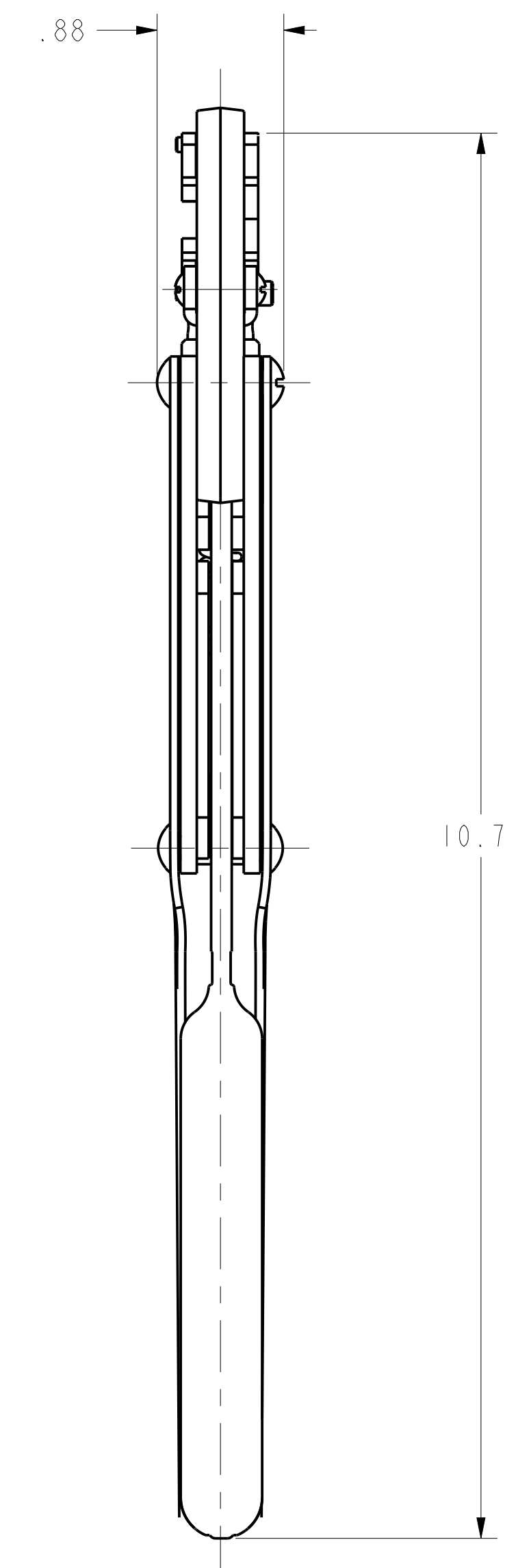
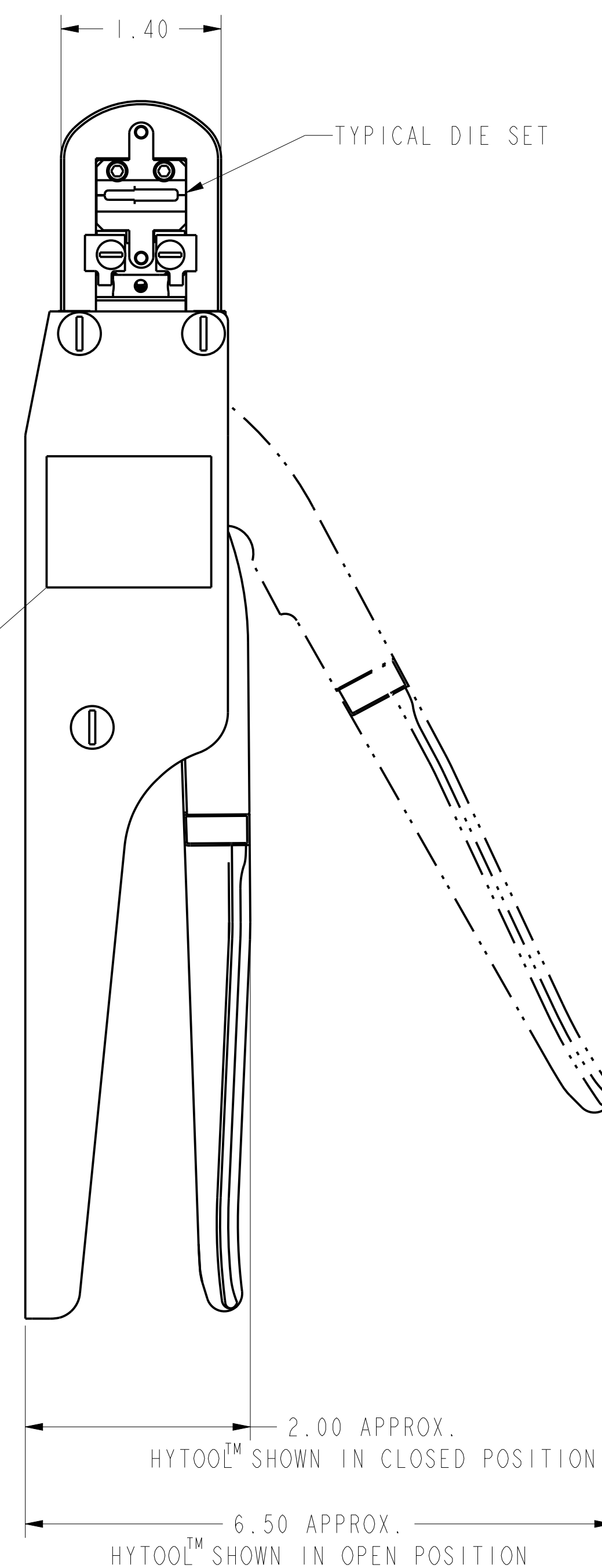
M8ND	LABEL
M8ND-81	NO LABEL
M8ND-81GI	SPECIAL DISASSEMBLED VERSION

AVAILABLE DIESETS

DIE SET	DIE GROOVE	CRIMP TYPE	CONNECTOR TYPE	MAX WIRE	MIN WIRE	CUSTOMER DRAWING
N10ET23	2	CIRCUMFERENTIAL	YAEV, YAE	AN #10 CU	AN #22 CU	SC..205816-01
N10ET4	1	NEST/INDENT	YHE	AN #10 CU	AN #10 CU	SC..206986-01
N10ET9	2	CIRCUMFERENTIAL	YAEV, YAE	AN #10 CU	AN #22 CU	SC..029795-01
N10HT24	1	NEST/INDENT	YAV-, YSV-	AN #10 CU	AN #12 CU	SC..042636-01
N12HET1	1	CIRCUMFERENTIAL	YAE12N	MIL #12 CU	MIL #16 CU	SC..058004-01
N14HET15	2	CIRCUMFERENTIAL	YAE-, YAJ-	AIRCRAFT #14 CU	AIRCRAFT #22 CU	SC..033523-01
N14HET9	1	CIRCUMFERENTIAL	YHME-H	AN #14 CU	AN #22 CU	SA..029417-01
N14HT	2	NEST/INDENT	YAV-	AN #14 CU	AN #22 CU	SC..036801-01
N14HT5	2	NEST/INDENT	YAV-	AN #14 CU	AN #22 CU	SC..035181-01
N8CET2	1	NEST/INDENT	YAEV8C-L-	AN #8 CU	AN #8 CU	SC..204342-01
N8CT	1	NEST/INDENT	YAV8-	AN #8 CU	#8 CU	30022439

NOTES:

1. RATCHET MECHANISM PERMITS HYTOOL™ TO BE OPENED ONLY AFTER INSTALLATION OPERATION HAS BEEN COMPLETED.
2. REQUIRES A STANDARD 3/32 ALLEN HEX SOCKET WRENCH FOR RAM ADJUSTMENT.
3. MATERIAL - STEEL
4. WEIGHT - APPROX. 1-3/4 LBS.
5. ACCOMMODATES - ALL 'N' TYPE DIE SETS DESIGNED FOR CONDUCTOR TERMINATIONS.
6. REFERENCE-REPAIR PARTS LIST - SD53968.



TO ORDER BURNDY® PRODUCTS CALL		HAND HYLUGGER	
UNITED STATES 1-800-346-4175 (LONDONDERRY, NH)		ITEM NO: 900100, 900114, 001587	CAT. NO: M8ND TABLE
CANADA: 1-800-361-6975 (QUEBEC) 1-800-387-6487 (ALL OTHER PROVINCES)		DRAWN BY: R.U.N 3/5/54	CHECKER: L.R.S 4/8/54
FOR PRODUCT INFO: http://www.burndy.com		DSN APPVL: J MURRAY 12/26/95	MFG APPVL: --
		GA APPVL: D VARIO 1/5/96	MKT APPVL: C CHADBOURNE 1/4/96
		PROD FAM: --	SCALE: 1:1
		PROJECT #: --	SIZE
		DOCUMENT TYPE: Sales	SD030323-01
		REL LEVEL: Released	D
		DRAWING NO	REV
			B
		SHEET 1 OF 1	