


SP21、SP29、SY21 Plug Screw Termination Assembling Instruction

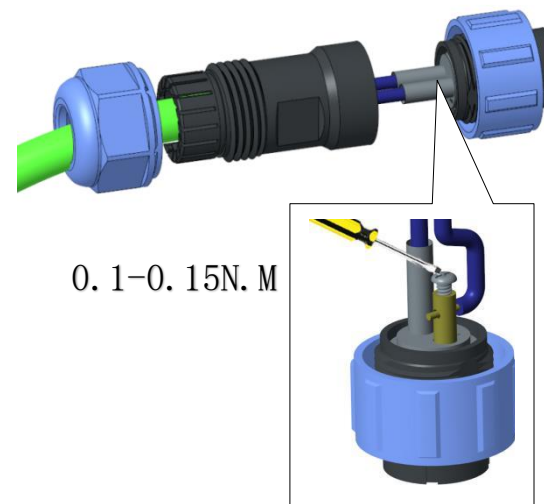
1. Strip the cable. (mm)



2. Put the cable through all parts.

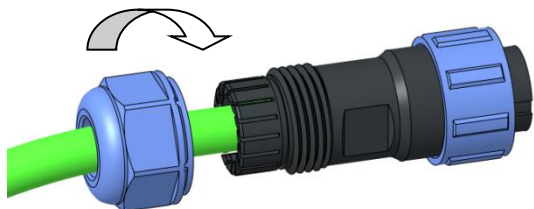


3. Screw the wire to the contact.



4. Tighten the backshell according to the torque.

1-1.1N. M



5. Tighten the compression nut according to the torque.

1-1.1N. M

