


SP21、SY21 Angled cable plug solder Assembling Instruction

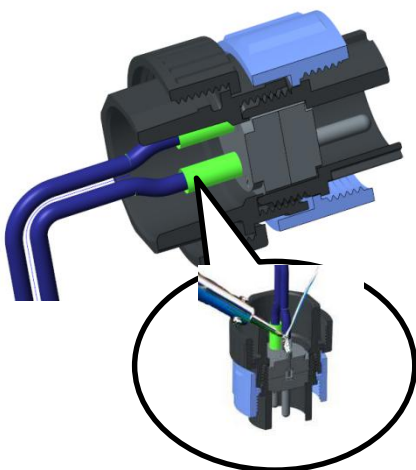
1. Strip the cable. (mm)



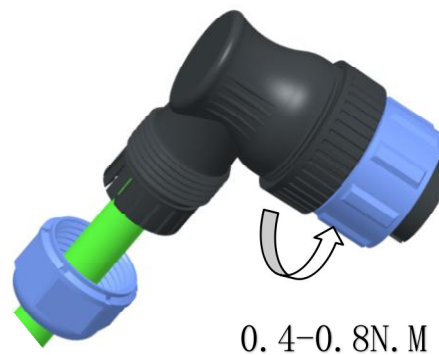
2. Put the cable through all parts.



3. Tin solder to contact.



4. Tighten the backshell and compression nut according to the torque.



1.0-1.1N.M

