

















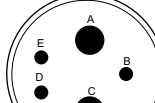
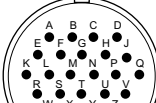
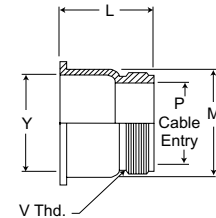
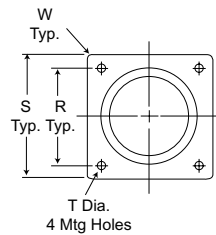


Contact Arrangements (Face View, Pin Insert)

Shell Size							
No. of Contacts	10SL-4 2 #16	10SL-3 3 #16	12S-3 2 #16	14S-9 2 #16	14S-1 3 #16	14S-7 3 #16	14S-2 4 #16
Service Rating	A	A	A	A	A	A	Inst.
Shell Size							
No. of Contacts	14S-5 5 #16	14-6 6 #16	16S-4 2 #16	16S-1 7 #16	18-4 4 #16	18-12 6 #16	18-8 7 #16(A-G) 1 #12(H)
Service Rating	Inst.	Inst.	D	A	D	A	A
Shell Size							
No. of Contacts	18-1 10 #16	20-27 14 #16	20-29 17 #16	22-14 19 #16	24-12 3 #12(B,D,E) 2 #4(A,C)	24-28 24 #16	
Service Rating	A(B,C,F,G) Inst. (all others)	A	A	A	A	Inst.	

Junction Shell

CA2120



The CA2120 straight junction shell is used with CA3102 box mounting receptacle to protect and enclose the wires behind a panel or bulkhead and to connect flexible or rigid conduit. Material in aluminum alloy; finish is olive drab chromate over cadmium plate.

Part Number	Fits Shell Size	L Max.	M Max.	P Max.	R ±.005	S Max.	T +.010 -.005	Y Max.	V thread	W Rad. Max.
CA2120-2A	10SL	.749 (19.02)	.782 (19.86)	.430 (10.92)	.718 (18.24)	1.031 (26.19)	.120 (3.05)	.655 (16.64)	5/8-24UNEF-2A	.155 (3.68)
CA2120-3	12S	.811 (20.60)	.782 (19.86)	.430 (10.92)	.813 (20.62)	1.125 (28.58)	.120 (3.05)	.655 (16.64)	5/8-24UNEF-2A	.155 (3.68)
CA2120-4	14S	.812 (20.62)	.906 (23.01)	.550 (13.97)	.906 (23.01)	1.219 (30.96)	.120 (3.05)	.772 (19.61)	3/4-20UNEF-2A	.155 (3.68)
CA2120-5	16S	.890 (22.61)	1.032 (26.21)	.679 (17.25)	.968 (24.59)	1.312 (33.32)	.120 (3.05)	.896 (22.76)	7/8-20UNEF-2A	.155 (3.68)
CA2120-9	18	1.119 (28.42)	1.156 (29.36)	.780 (19.81)	1.062 (26.97)	1.406 (35.71)	.120 (3.05)	1.004 (25.50)	1-20UNEF-2A	.175 (4.44)
CA2120-10	20	1.276 (32.41)	1.282 (32.56)	.890 (22.61)	1.156 (29.36)	1.531 (38.89)	.120 (3.05)	1.192 (30.28)	1-3/16-18UNEF-2A	.185 (4.70)
CA2120-11	22	1.244 (31.60)	1.406 (35.71)	.900 (22.86)	1.250 (31.75)	1.656 (42.06)	.120 (3.05)	1.285 (32.64)	1-3/16-18UNEF-2A	2.05 (5.21)
CA2120-12	24	1.354 (34.39)	1.532 (38.92)	1.150 (29.21)	1.375 (34.92)	1.781 (45.24)	.147 (3.73)	1.411 (35.84)	1-7/16-18UNEF-2A	2.05 (5.21)