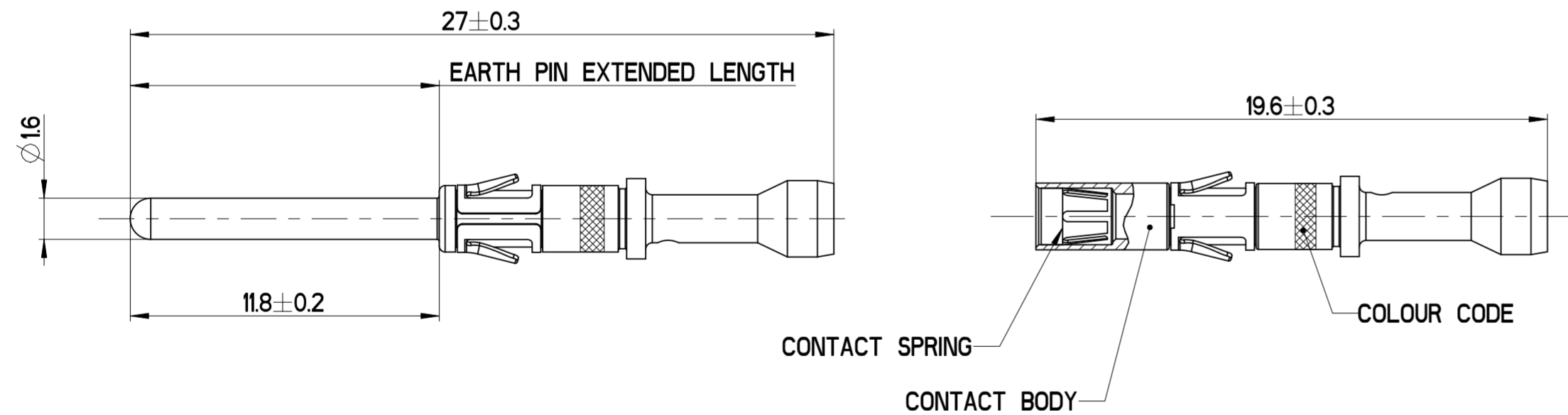


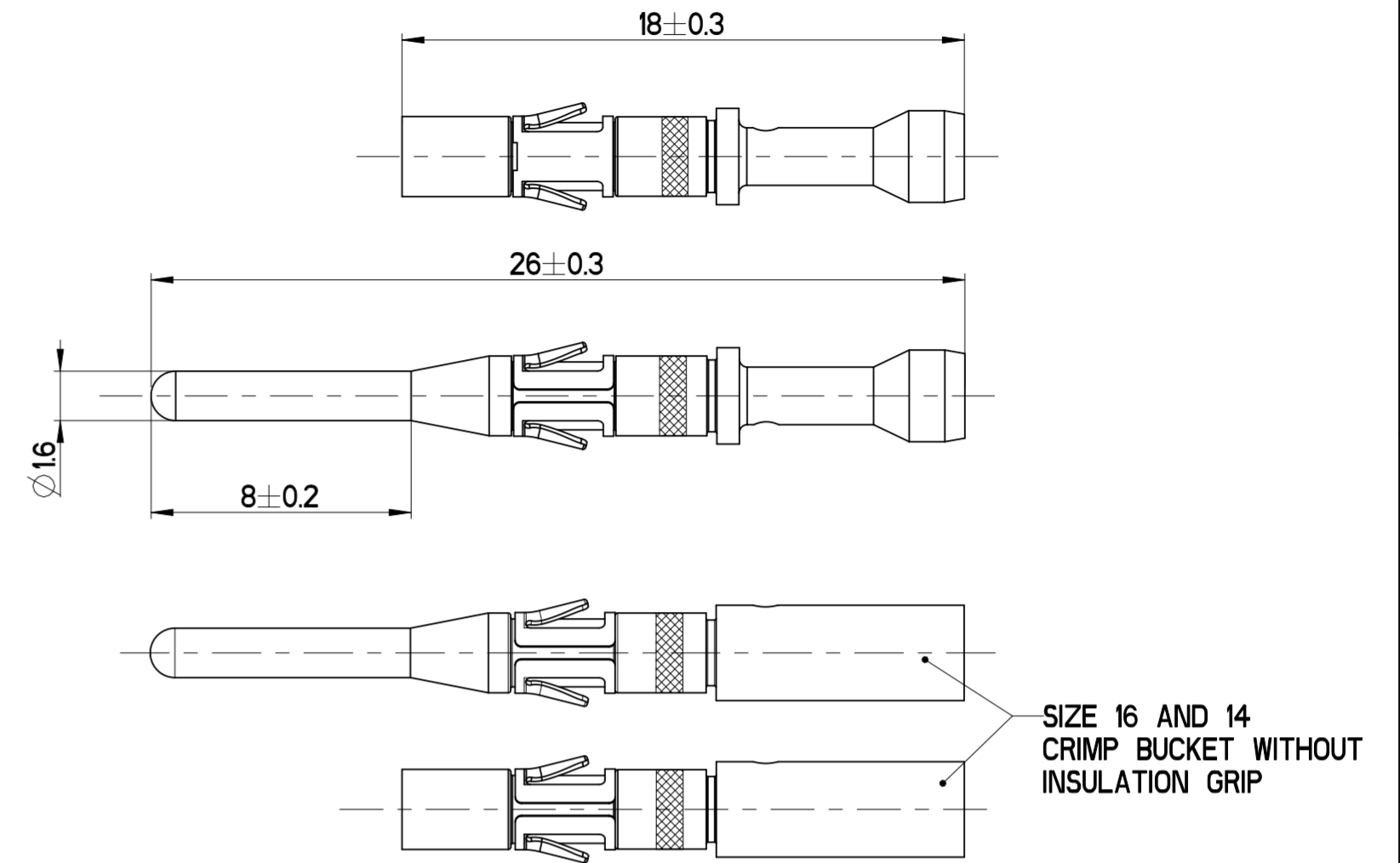
REV	REV.NO.	DESCRIPTION	DATE	DRAWN
C	4173W	neu gezeichnet in Pro/E	08.02.2013	SM
D	4462W	Farbcode Weiss bei T3P14FCL. hinzugefügt, Order Code 121587-0037 entfernt.	26.03.2013	SM
E	4492W	Information Colour Code hinzu, zwei Artikel entfernt	16.05.2013	SM
F	4650W	Toleranz an Wire-Wrap- und Solder- Anschlüsse, Tri-Lobe-f. 192991-0524 Y zugeordnet	10.01.2014	SM
G	4827W	Bemerkung berichtigt	01.10.2014	JH
J		CORRECTED WRONG CONTACT INFORMATION FROM T3P25MFSL TO T3P20MFIL	21.04.2021	RG

THREE PART CRIMP CONTACTS WITH COLOUR CODING BANDS					FOR ALL CRIMP CONTACT TYPES INSULATION STRIP LENGTH 5,08±0,25mm EXCEPT 16 AWG AND 14 AWG 7,11±0,25mm					
WIRE SIZE AWG	mm ²	INSULATION DIAMETER	COLOUR CODE	COLOUR CODE ACCORDING TO	CONTACT TYPE	NOMENCLATURE	ORDER CODE Y PACK SIZE 100	ORDER CODE T PACK SIZE 100	ORDER CODE X PACK SIZE 100	ORDER CODE Z PACK SIZE 100
26	0,08 0,23	0,90 1,40	BLACK	UK CODE	PIN	T3P26MC1L(.)	192991-0100	192991-0102	192991-0101	192991-0099
					SOCKET	T3P26FC1L(.)	192991-0042	192991-0048	192991-0054	192991-0036
24	0,20 0,24	1,05 1,60	BLUE	UK CODE	PIN	T3P24MC1L(.)	192991-0092	192991-0094	192991-0093	192991-0091
					SOCKET	T3P24FC1L(.)	192991-0043	192991-0049	192991-0055	192991-0037
			RED	EUROPEAN CODE \triangle 1	PIN	T3P24MC3L(.)	192991-0152	-	-	192991-0151
					SOCKET	T3P24FC3L(.)	192991-0075	-	-	192991-0071
22	0,25 0,50	1,60 2,15	RED	UK CODE	PIN	T3P22MC1L(.)	192991-0096	192991-0098	192991-0097	192991-0095
					SOCKET	T3P22FC1L(.)	192991-0044	192991-0050	192991-0056	192991-0038
20	0,44 0,64	1,60 2,10	GREEN	UK CODE	PIN	T3P20MC1L(.)	192991-0088	192991-0090	192991-0089	192991-0087
					SOCKET	T3P20FC1L(.)	192991-0046	192991-0052	192991-0058	192991-0040
			BLUE	EUROPEAN CODE \triangle 1	PIN	T3P20MC3L(.)	192991-0136	-	-	192991-0135
					SOCKET	T3P20FC3L(.)	192991-0076	-	-	192991-0072
16	0,60 1,51	NO INSUL. GRIP.	BLACK	UK CODE	PIN	T3P16MC1L(.)	192991-0084	192991-0086	192991-0085	192991-0083
					SOCKET	T3P16FC1L(.)	192991-0047	192991-0053	192991-0059	192991-0041
			GREEN	EUROPEAN CODE \triangle 1	PIN	T3P16MC3L(.)	192991-0132	192991-0134	-	192991-0131
					SOCKET	T3P16FC3L(.)	192991-0077	192991-0158	-	192991-0073
14	1,5 2,5	NO INSUL. GRIP.	WHITE	-	PIN	T3P14MC1L(.)	121587-0029	121587-0027	121587-0028	-
					SOCKET	T3P14FC1L(.)	121587-0047	121587-0038	121587-0039	-

NOTE: \triangle 1 CONTACTS WITH EUROPEAN COLOUR CODE MUST NOT TO BE USED IN NEW DESIGNS



CRIMP CONTACTS SIZE 20 - 26



	ORDER CODE Y		ORDER CODE T		ORDER CODE X		ORDER CODE Z	
	BODY	SPRING	BODY	SPRING	BODY	SPRING	BODY	SPRING
PIN CONTACT FINISH	0.4 μ m GOLD	-	3 μ m TIN	-	3 μ m GOLD	-	GOLD FLASH	-
SOCKET CONTACT FINISH	0.125 μ m GOLD	0.75 μ m GOLD	3 μ m TIN	2 μ m TIN	0.125 μ m GOLD	3 μ m GOLD	GOLD FLASH	GOLD FLASH

TESTS AND NUMBER OF MECHANICAL WEAR CYCLES DEPENDING ON CONTACT FINISH

PIN CONTACT FINISH	DAMP HEAT	DRY HEAT	SOCKET CONTACT FINISH			
			X	Y	Z	T
T	x	-	-	-	-	50
Z	x	-	-	-	50	-
Y	x	x	-	200	-	-
X	x	x	500	-	-	-

THREE PART EXTENDED LENGTH COLOUR Banded EARTH CONTACTS FOR CIRCUIT PROTECTION ON "FIRST MATE-LAST BREAK" CONNECTORS									
WIRE SIZE AWG	mm ²	INSULATION DIAMETER	COLOUR CODE	CONTACT TYPE	NOMENCLATURE	ORDER CODE Y PACK SIZE 100	ORDER CODE T PACK SIZE 100	ORDER CODE X PACK SIZE 100	ORDER CODE Z PACK SIZE 100
20	0,44 0,64	1,60 2,10	GREEN	PIN	T3P20ME1L(.)	192991-0164	-	-	192991-0163
				SOCKET	T3P20FE1L(.)	192991-0207	-	-	192991-0078
16	0,60 1,51	NO INSUL. GRIP.	BLACK	PIN	T3P16ME1L(.)	192991-0160	-	-	192991-0159
				SOCKET	T3P16FE1L(.)	192991-0208	-	-	192991-0079

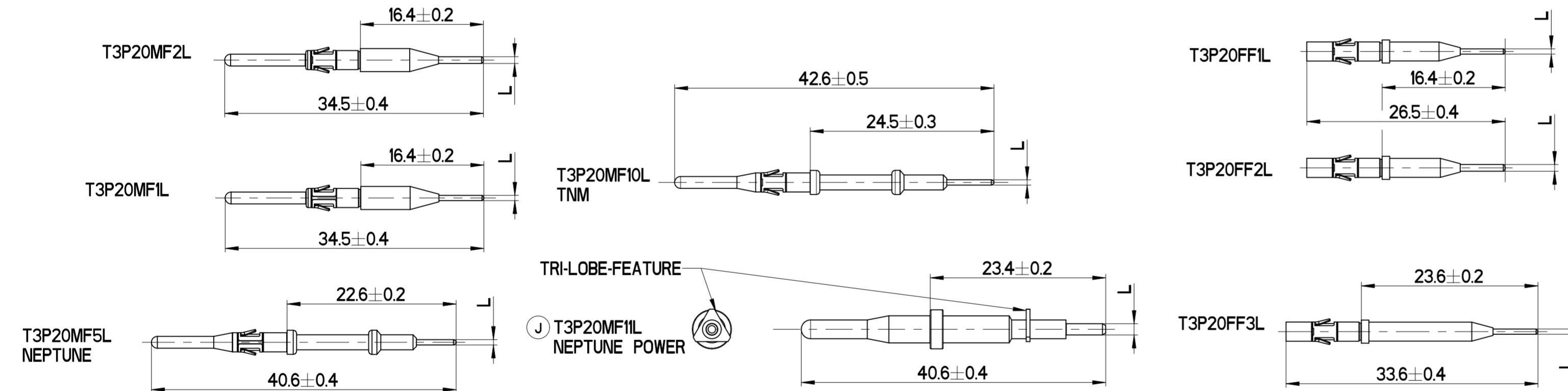
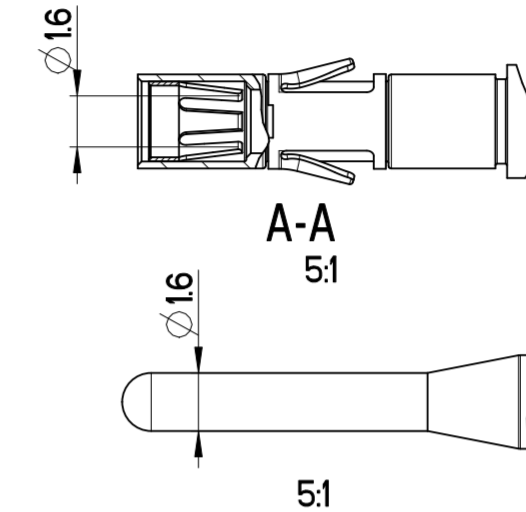
MATERIAL: -	TREATMENT: -	FINISH: -
FREE SIZE SEE TABULATION DIM IN MM EDGES AND CORNERS BURR-FREE	> 0.3 ±0.05 > 3.6 ±0.05	> 6.30 ±0.1 > 30 ±0.2
ANGULAR TOLERANCE	± 0.5°	CRITICAL DIM \triangle 0x
SURFACE FINISH	Ra $\sqrt{\quad}$ μ	SPC DIM \blacktriangle 0x
DRAWN SM	DATE 08.02.2013	FILENAME 11332-99
CHECKED GWE	DATE 08.02.2013	REFERENCE -
APPROVAL HAG	DATE 19.02.13	PART NUMBER -
ITC Cannon GmbH D-71384 Weinstadt Germany	SCALE 1:1	TITLE THREE PART MACHINED TRIDENT CONTACTS
© THIS DRAWING AND ASSOCIATED DOCUMENTS AND THE CONTAINED INFORMATION ARE THE PROPERTY OF ITT INDUSTRIES. NO PARTS MAY BE REPRODUCED OR USED WITHOUT WRITTEN CONSENT OF THE OWNER.	FORMAT A2	SHEET 1 / 3
	ZEICHNUNGS-NUMMER	11332-99
	ÄNDERUNGSSTAND	J

THREE PART CONTACTS - SOLDER CUP TERMINATION							
WIRE SIZE AWG	INSULATION DIAMETER	CONTACT TYPE	NOMENCLATURE	ORDER CODE Y PACK SIZE 100	ORDER CODE T PACK SIZE 100	ORDER CODE X PACK SIZE 100	ORDER CODE Z PACK SIZE 100
16	NO INSUL. GRIP	PIN	T3P16MSIL(.)	192900-0633	192900-0632	-	-
		SOCKET	T3P16FSIL(.)	192900-0635	192900-0634	-	-

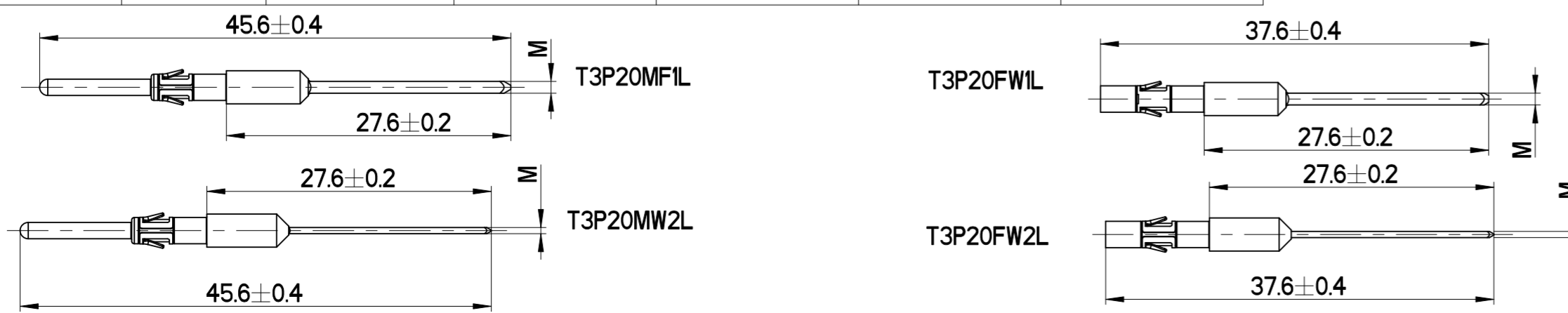


REV	REV.NO.	DESCRIPTION	DATE	DRAWN
		siehe Seite 1		

THREE PART CONTACTS - FLOW SOLDER TERMINATION						
PILLER SIZE L mm ±0.06	CONTACT TYPE	NOMENCLATURE	ORDER CODE Y PACK SIZE 100	ORDER CODE T PACK SIZE 100	ORDER CODE X PACK SIZE 100	ORDER CODE Z PACK SIZE 100
∅0.72	PIN	T3P20MF1L(.)	192991-0120	192991-0122	-	192991-0119
∅0.91	PIN	T3P20MF2L(.)	-	-	-	192991-0195
∅0.73	PIN	T3P20MF5L(.)	192900-0356	192900-0465	-	-
∅1.52	PIN	T3P20MF11L(.)	192991-0618	192991-0617	-	-
∅0.73	PIN	T3P20MF10L(.)	192900-0657	192900-0658	-	-
∅0.72	SOCKET	T3P20FF1L(.)	-	-	-	192991-0066
∅0.97	SOCKET	T3P20FF2L(.)	-	-	-	192991-0067
∅0.72	SOCKET	T3P20FF3L(.)	192991-0524	-	-	-

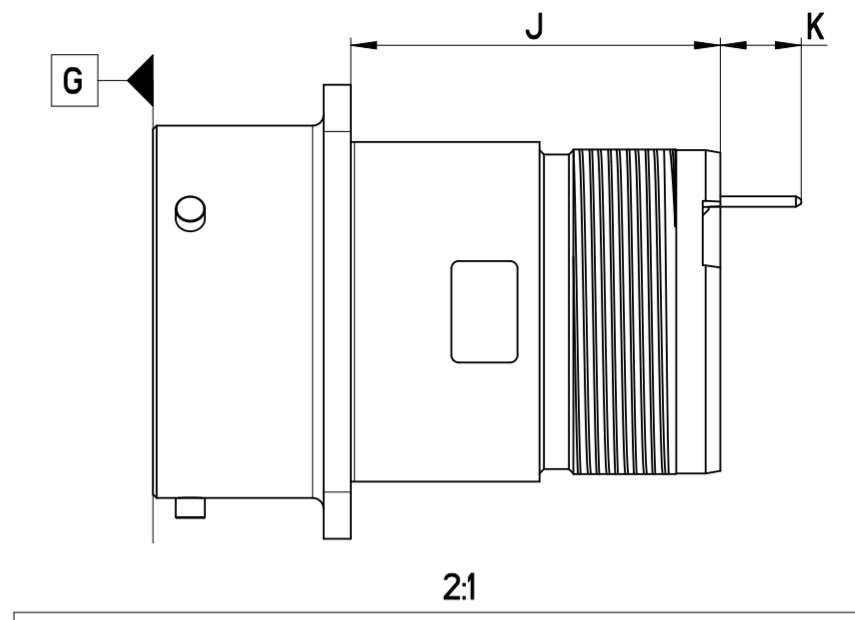
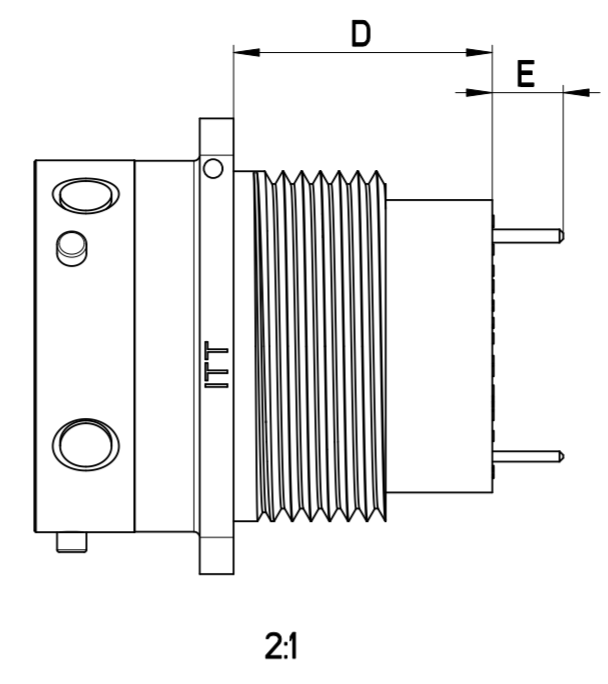
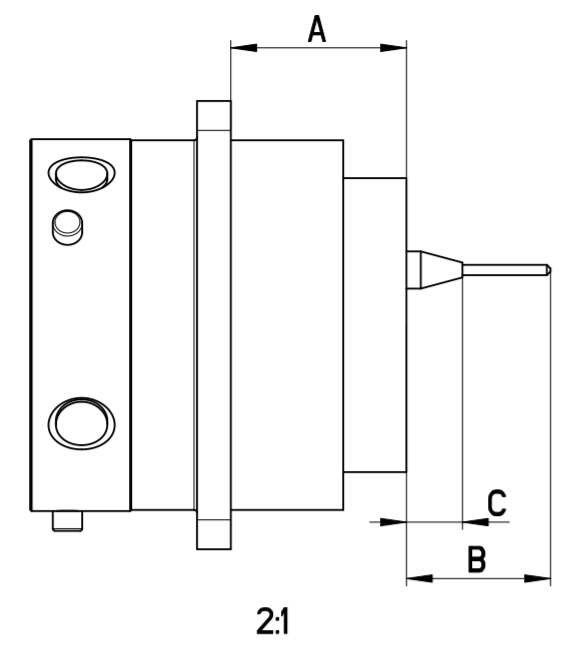


THREE PART CONTACTS - WIRE WRAP TERMINATION						
WRAP SIZE M mm ±0.06	CONTACT TYPE	NOMENCLATURE	ORDER CODE Y PACK SIZE 100	ORDER CODE T PACK SIZE 100	ORDER CODE X PACK SIZE 100	ORDER CODE Z PACK SIZE 100
□1.15	SOCKET	T3P20FW1L(.)	-	-	192991-0183	192991-0060
□1.15	PIN	T3P20MW1L(.)	-	-	192991-0105	192991-0103
□0.62	SOCKET	T3P20FW2L(.)	-	-	192991-0184	192991-0061
□0.62	PIN	T3P20MW2L(.)	-	-	192991-0125	192991-0123



MATERIAL: -		TREATMENT: -		FINISH: -	
FREE SIZE SEE TABULATION		ANGULAR TOLERANCE ± 0.5°		CRITICAL DIM △ 0x	
DIM IN MM		SURFACE FINISH Ra √ - μ		SPC DIM ▲ 0x	
EDGES AND CORNERS BURR-FREE		DATE 08.02.2013		FILENAME 11332-99	
DRAWN SM		DATE 08.02.2013		REFERENCE -	
CHECKED GWE		DATE 19.02.13		PART NUMBER -	
APPROVAL HAG		DATE 19.02.13		PART NUMBER -	
ITC		ITC		TITLE THREE PART MACHINED TRIDENT CONTACTS	
ITC		ITC		SCALE 1:1	
ITC		ITC		FORMAT A2	
ITC		ITC		SHEET 2 / 3	
ITC		ITC		ZEICHNUNGS-NUMMER 11332-99	
ITC		ITC		ÄNDERUNGSSTAND J	

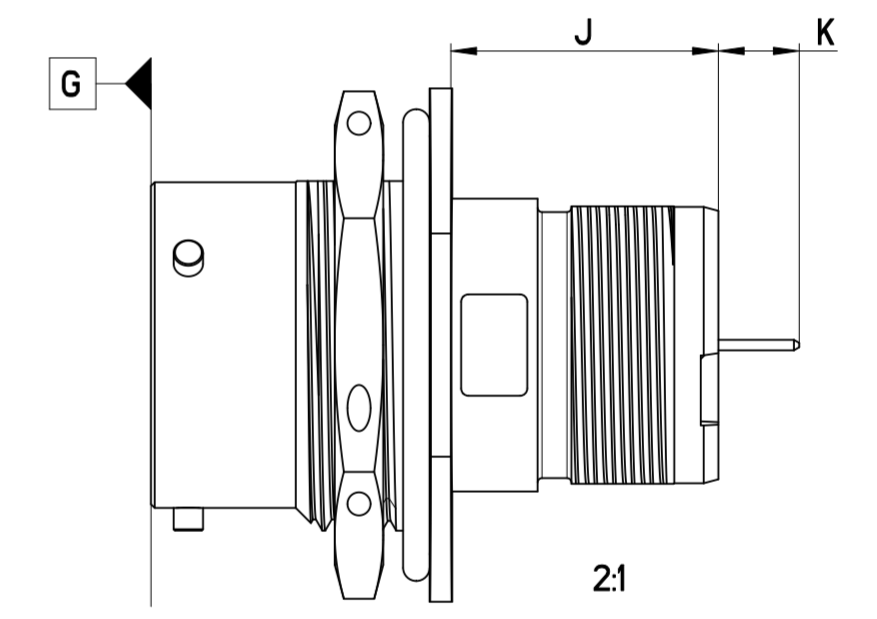
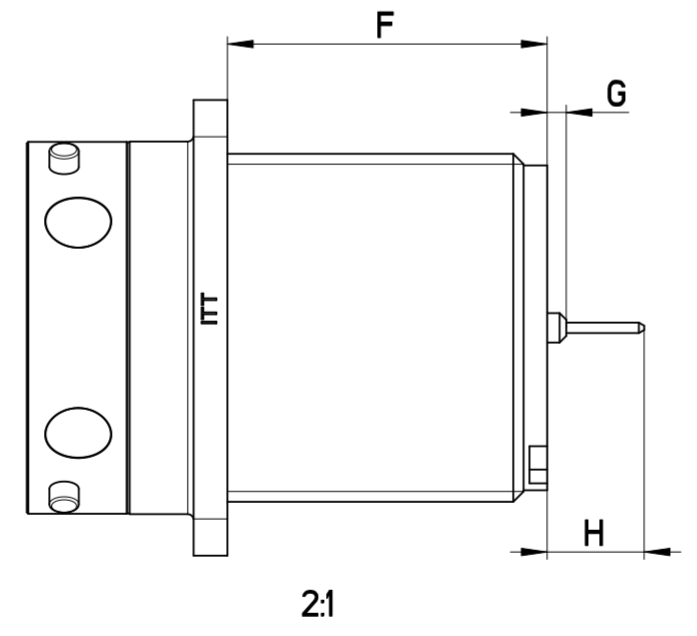
REV	REV.-NO.	DESCRIPTION	DATE	DRAWN
		siehe Seite 1		



NOMINAL LENGTHS OF FLOW SOLDER CONTACTS OUT OF THE RINGLOCK STANDARD CONNECTOR				
CONNECTOR SIZE	192991-0066/ -0067		192991-0524	
	A ±0.6	B ±0.5	B ±0.5	C ±0.5
10	10.4	4.5	11.6	5.6
12	12.0	2.7	9.8	3.8
14	10.2	4.5	11.6	5.6
16	12.0	2.7	9.8	3.8
18	11.8	2.7	9.8	3.8
20	10.0	3.0	10.1	4.1
22	10.0	2.0	9.1	3.1
24	11.6	1.2	8.3	2.3

NOMINAL LENGTHS OF FLOW SOLDER CONTACTS OUT OF THE RINGLOCK REVERSED CONNECTOR		
CONNECTOR SIZE	192991-0195/ -0119/ -0120/ -0122	
	D ±0.6	E ±0.5
10	17.5	4.7
12	17.5	4.7
14	17.5	4.7
16	17.5	4.7
18	17.3	4.7
20	15.85	4.6
22	14.85	4.6
24	14.05	4.6

NOMINAL LENGTHS OF FLOW SOLDER CONTACTS OUT OF THE TNM REVERSED RECEPTACLE CONNECTOR		
CONNECTOR SIZE	192900-0657/ -0658	
	J ±0.6	K ±0.5
10	25.1	5.5
12	25.1	5.5
14	25.1	5.5
16	25.1	5.5



NOMINAL LENGTHS OF FLOW SOLDER CONTACTS OUT OF THE TNM REVERSED RECEPTACLE CONNECTOR WITH JAM NUT		
CONNECTOR SIZE	192900-0657/ -0658	
	J ±0.6	K ±0.5
14	18.2	5.5

NOMINAL LENGTHS OF FLOW SOLDER CONTACTS OUT OF THE NEPTUNE REVERSED RECEPTACLE CONNECTOR FOR FLANGE MOUNTING					
CONNECTOR SIZE	192900-0356/ -0465		192991-0617/ -0618		
	F ±0.6	G ±0.5	H ±0.5	G ±0.5	H ±0.5
14	20.9	1	6.3	-	-
16	21.8	1.3	6.6	0.2	5.5
24	18.7	0.3	6.0	0.7	6.0

NOMINAL LENGTHS OF FLOW SOLDER CONTACTS OUT OF THE NEPTUNE REVERSED RECEPTACLE CONNECTOR WITH JAM NUT					
CONNECTOR SIZE	192900-0356/ -0465		192991-0617/ -0618		
	F ±0.6	G ±0.5	H ±0.5	G ±0.5	H ±0.5
14	10.2	1	6.3	-	-
16	10.3	1.1	6.4	-	5.3
24	10.8	0.7	6.0	0.3	5.6

SEE DRAWING NO. 86000-99 FOR PCB-LAYOUTS OF RINGLOCK STANDARD RECEPTACLES
SEE DRAWING NO. K121587-0000 FOR PCB-LAYOUTS OF TRIDENT NEPTUNE

MATERIAL: -		TREATMENT: -		FINISH: -	
FREE SIZE SEE TABULATION		ANGULAR TOLERANCE ± 0.5°		CRITICAL DIM \triangle 0x	
DIM IN MM		SURFACE FINISH Ra $\sqrt{\quad}$ μ		SPC DIM \blacktriangle 0x	
EDGES AND CORNERS BURR-FREE		DATE 08.02.2013		FILENAME 11332-99	
DRAWN SM		DATE 08.02.2013		REFERENCE -	
CHECKED GWE		DATE 19.02.13		PART NUMBER -	
APPROVAL HAG		DATE 19.02.13		PART NUMBER -	
ITC		ITC		TITLE	
ITC Cannon GmbH D-71384 Weinstadt Germany		SCALE 1:1		THREE PART MACHINED TRIDENT CONTACTS	
© THIS DRAWING AND ASSOCIATED DOCUMENTS AND THE CONTAINED INFORMATION ARE THE PROPERTY OF ITT INDUSTRIES. NO PARTS MAY BE REPRODUCED OR USED WITHOUT WRITTEN CONSENT OF THE OWNER.		FORMAT A2		SHEET 3 / 3	
		ZEICHNUNGS-NUMMER 11332-99		ÄNDERUNGSSTAND J	