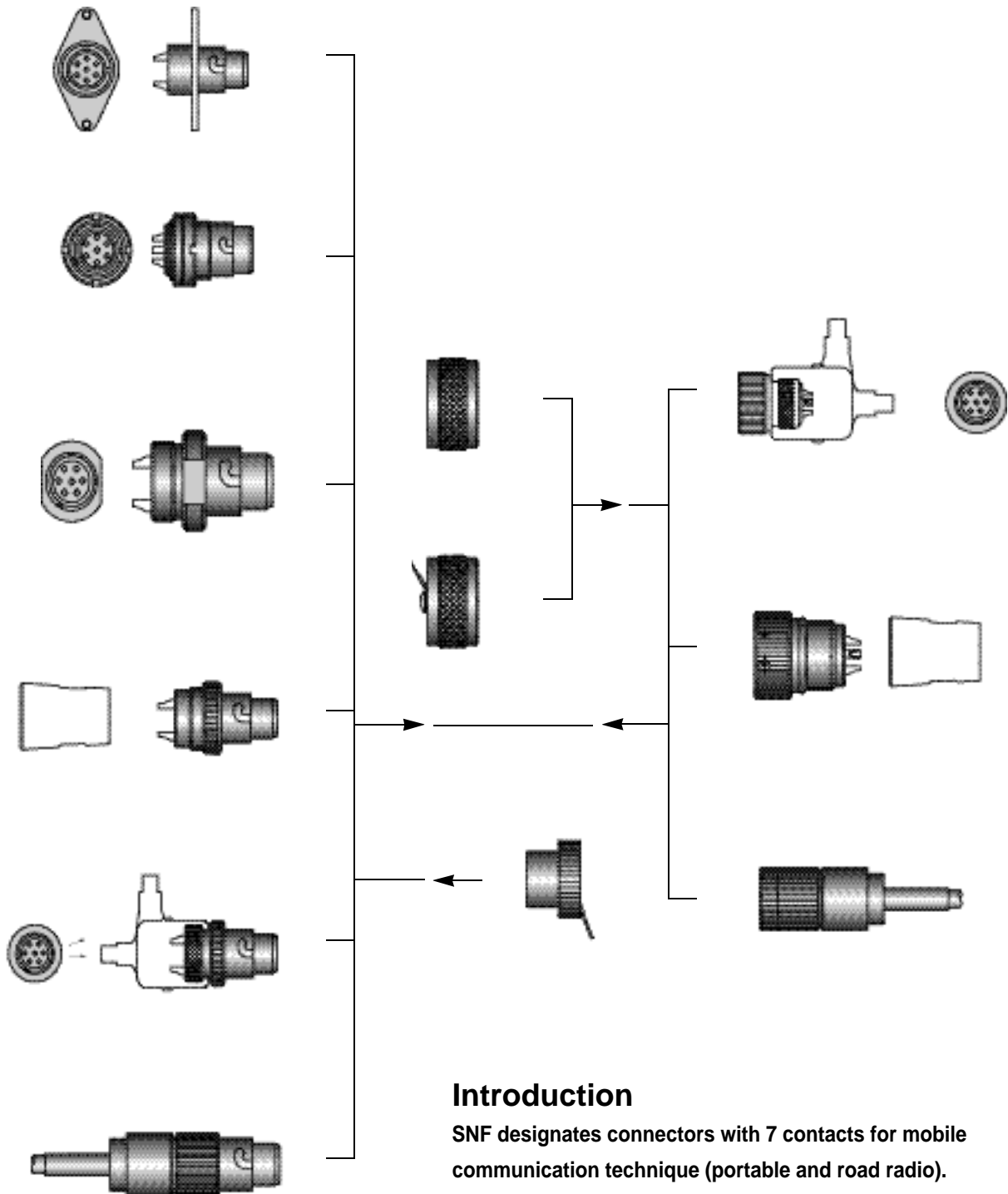


CONNECTORS, ETC.

TYPE NF7, SNF OVERVIEW



Receptacles Accessories Plug



Introduction

SNF designates connectors with 7 contacts for mobile communication technique (portable and road radio). Special features in addition to the rugged construction are the scoop-proof press-on contacts and optimum shielding. Furthermore the connectors are sealed even when not mated. SNF-connectors are small, light and extremely reliable. They are manufactured according to VG 95351.

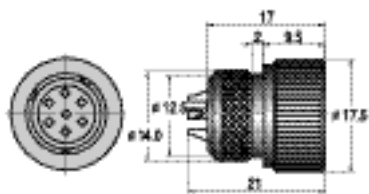
CONNECTORS, ETC.

TYPE NF7, SNF OVERVIEW

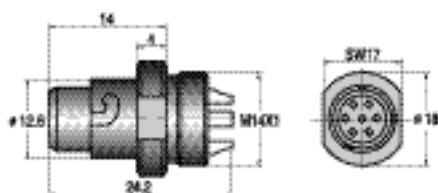
Ordering Information

		SNF	7	R1	A	01	B
Series Prefix							
Contact arrangement							
Shell style							
Class							
Finish							
Modification							
Series Prefix	SNF	- SUNGJIN designation					
Contact arrangement	7	- 7 contacts					
Shell style	R0	- Cable connecting receptacle					
	R1	- Wall mounting receptacle					
	R2	- Jam nut receptacle (hex nut)					
	R3	- Jam nut receptacle (castellated nut)					
	R5	- Jam nut receptacle featuring PG9 thread for adaption of standard (DIN part) gland nut					
Class	A	- without accessories					
	B	- with heatshrink boot adapter					
	C	- with M14 x 1 thread					
	D	- With strain relief and grounding continuity					
Finish	01	- black chromate without designation					
Modification		- standard with solder pot contacts					
	B	- with dip solder contacts for PC board termination, Ø0.5mm, length 3mm					
	K	- strain relief for cable Ø5-7mm					

Plug



Receptacle



Technical Data

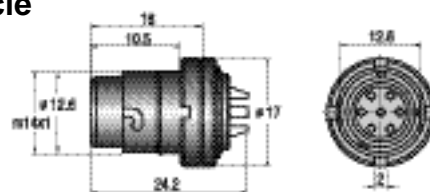
Electrical Data

Operating voltage	Max. 42 V, Min. 30 mV
Current rating	Max. 500 mA, Min. 30 A
Contact resistance	Max. 20m
Max. operating temperature acc. to DIN IEC 68, part 1	-55./85
Test voltage	500V
Insulation resistance	Min. $5^{\circ} \cdot 10^3$ M
Contact size resp. dip solder pin	
Environmental performance (in mated and unmated condition)	

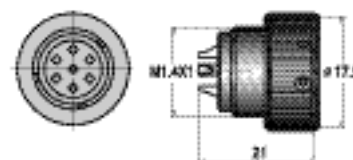
Materials and Finishes

Shells
Insulator
Sealngs
Contacts
Contact finish

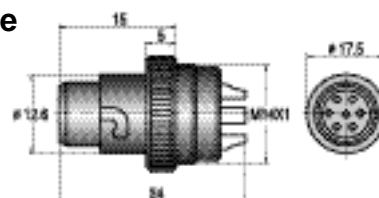
Receptacle



Plug



Receptacle

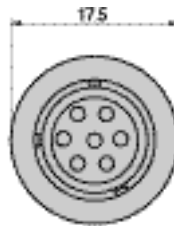
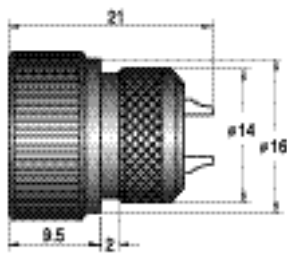


CONNECTORS, ETC.

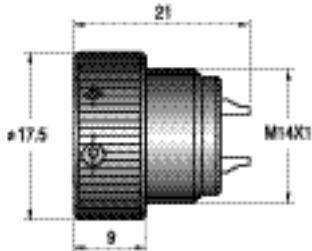
TYPE SNF



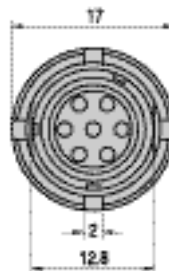
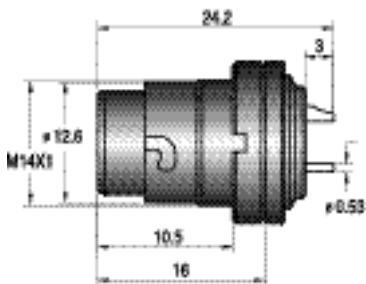
Connectors Type SNF



Straight VG 95351-A7
SNF 7P0B01



Straight VG 95351-A7
SNF 7P0C01



Jam Nut Receptacle
VG 95351-C7
SNF 7R 3A01/SNF 7R2A01

CONNECTORS, ETC.



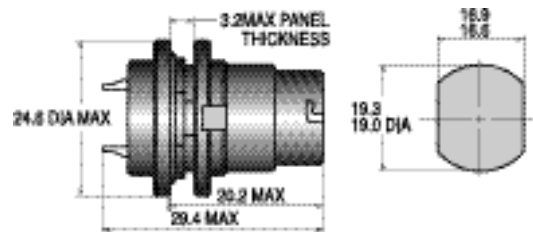
U-183/U

Receptacle

Spring Loaded Contacts

Solder Terminals

Mates with U-229/U, GC 217, & GC 217A



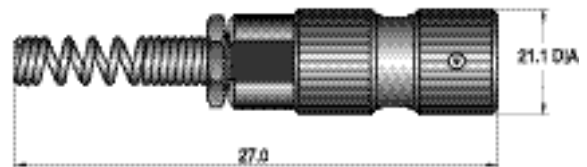
U-229/U

Plug

Rigid Contacts

Berrel Pin Terminals

Mates with U-183/U, GC 228, & GC 183S



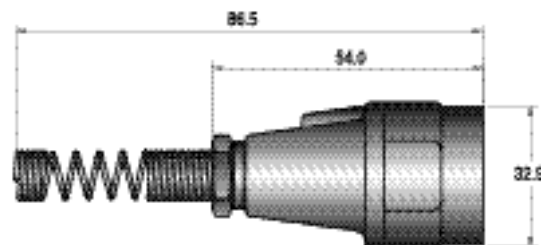
U-77/U

Plug

Rigid Contacts

Solder Terminals

Mates with U-78/U, U-79/U



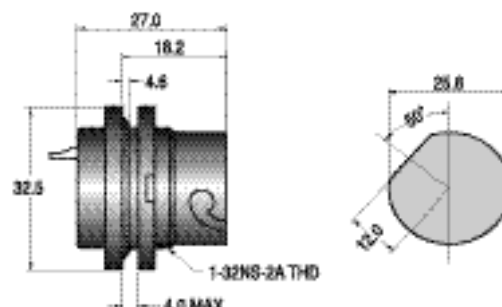
GC 790/U (U 79/U)

Receptacle

Non-Rigid Spring Loaded Contacts

Solder Terminals

Mates with U-77/U, U-127/U, U-161/U



U-161/U

Plug

Rigid Contacts

Solder Terminals

Mates with U-78/U, U-79/U

