FIXED TUBING INDUCTORS



202 SERIES

Large surface area copper tubing wound coils, silver-plated, provide low resistance and working temperatures for continuous high current applications. Simple, rugged "airwound" design with glass polyester support bars.

EFJ Cat. No.	Mult. Type	Inductance	Mounting Dimensions (in.)	Overall Dimensions (in.) L	W	H
3/8" Tubing — 30 Amperes						
202-201-1	MJ10-30T	10 uh	2-1/2 x 13-7/8	14-1/2	6-3/4	7-1/2
202-502-1	MJ64-30T	64 uh	2-1/2 x 24-1/16	24-13/16	10-3/4	10-3/4
202-504-1	MJ33-30T	33 uh	2-1/4 x 16-3/32	16-27/32	8-3/4	8-3/4
202-505-1	MJ17-30T	17 uh	1-1/2 x 15-1/16	15-13/16	7-3/4	7-3/4
202-507-1	MJ24-30T	24 uh	2-1/4 x 16-9/16	17-5/16	8-3/4	8-3/4
202-509-1	MJ88-30T	88 uh	3 x 24-1/16	24-13/16	12-3/4	12-3/4
1/2" Tubing — 40 Amperes						
202-601-1	MJ12-40T	12 uh	1-1/2 x 16-17/32	17-9/32	8	8
202-602-1	MJ30-40T	12 uh	2-1/2 x 18-9/32	19-1/32	11	11
202-604-1	MJ16-40T	30 uh	1-1/2 x 18-9/32	19-1/32	8	8
202-605-1	MJ65-40T	65 uh	3 x 28	29	13	13

Other inductance values available on special order.

INDUCTOR CLIPS



Clips for 200, 202 and 232 Series Inductors

EFJ Cat. No.	Mult. Type	Fits Winding	Max Amps
235-804-1	EW10	1/4" x .054"	10
235-807-1	EW15	3/8" x .072"	15
235-808-1	EW20	1/2" x .090"	20
235-824-1	T10	1/4" tubing	10
235-826-1	T30	3/8" tubing	30
235-828-1	T40	1/2" tubing	40
235-860-1	CC8	No. 20 to No. 12 Wire	8

T100-100 Amp Tubing (1-1/8") Clips available on special order.

ROLLER INDUCTOR



229 SERIES

Efficient, all steatite insulated variable inductors for low power transmitting equipment. Variable pitch, tin plated copper wire windings on grooved steatite forms. 1/4" shafts extend 1/2" on both ends. Length dimension is over mounting feet.

EFJ Cat. No.	Mult. Type	Inductance	Current in Amps	Mounting Dimensions (in.)	Overall Dimensions (in.) L	H	W	Wire Size
229-201-1	MJ10-3V	10 uh	3	3-15/16	4-3/8	2-1/2	2-31/32	No. 14
229-202-1	MJ18-5V	18 uh	5	5-15/32	5-29/32	2-1/2	2-31/32	No. 12
229-203-1	MJ28-5V	28 uh	5	6-23/32	7-5/32	2-1/2	2-31/32	No. 12
229-207-1	MJ4.4-8V	4.4 uh	8	4-3/32	4-17/32	2-1/2	2-31/32	No. 8

FEED-THRU BOWL INSULATORS

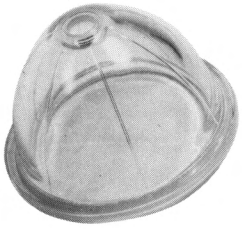

Complete assembly includes heavy electrical glass feed-through bowls; cork gasket, steel mounting flange with six 3/16" mounting holes. Bowl is 6-15/16" maximum diameter and 4-3/8" high. Mounting flange: 7-3/4" diameter. Fittings include spun aluminum corona shield, 1/2" - 13 threaded stud except 135-15-4 which has 5/8" - 18 threaded stud (hollow), washers, and nuts.

Cat. No.	Description
135-15-1	One bowl and fittings, 10-1/4" stud.
135-15-3	Two bowls and fittings, 16" stud for walls up to 4" thick.
135-15-4	Two bowls and fittings, 24" hollow stud I.D. 7/16". For walls up to 12" thick.
135-15-7	Two bowls and fittings, 24" stud for walls up to 12" thick.
135-15-11	Glass bowl only, less fittings.

FIXED "HI-Q" INDUCTORS



232 SERIES

1/4" x .054" Conductor — 7 Amps. Copper strip, cadmium-plated airwound with glass polyester support bars.

EFJ Cat. No.	Mult. Type	Induct-ance	Mounting Dimensions (in.)	Overall Dimensions (in.) L	W	H
232-610-1	MJ31-7	31 uh	3-1/4 x 6	7-31/32	3-5/8	4-5/8
232-620-1	MJ84-7	84 uh	3-3/4 x 7-1/8	9-3/32	4-1/2	6
232-622-1	MJ41-7	41 uh	3-1/4 x 4-5/8	6-19/32	3-3/4	5-3/8
232-624-1	MJ20-7	20 uh	3-1/4 x 4-1/4	6-7/32	3-3/4	5-3/8
232-626-1	MJ10-7	10 uh	3-1/4 x 3	4-31/32	3-5/8	4-5/8

Other inductance values available on special order.

FIXED EDGEWOUND INDUCTORS



200 SERIES

Economical — compact, edgewise copper windings silver-plated airwound with slotted glass polyester support bars.

EFJ Cat. No.	Mult. Type	Induct-ance	Mounting Dimensions (in.)	Overall Dimensions (in.) L	W	H
1/4" x .054" Conductor — 10 Amperes						
200-101-1	MJ26-10	26 uh	2 x 8-1/8	8-3/4	5-9/16	5-3/8
200-105-1	MJ120-10	120 uh	2 x 11-1/16	11-11/16	5-9/16	5-9/16
200-113-1	MJ15-10	15 uh	2 x 7-5/8	8-1/2	5-9/16	5-3/8
200-114-1	MJ45-10	45 uh	2 x 7-7/8	8-1/2	5-9/16	5-3/8
200-407-1	MJ200-10	200 uh	3 x 14-13/16	15-7/16	7-1/2	7-1/2
3/8" x .072" Conductor — 15 Amperes						
200-203-1	MJ26-15	26 uh	2 x 8-1/8	8-3/4	5-11/16	5-9/16
200-205-1	MJ15-15	15 uh	2 x 7-5/8	8-1/4	5-11/16	5-9/16
200-206-1	MJ50-15	50 uh	2 x 9-3/8	10	6-7/8	6-11/16
200-211-1	MJ73-15	73 uh	2-1/2 x 12-15/16	13-9/16	7-11/16	7-11/16
1/2" x .090" Conductor — 20 Amperes						
200-301-1	MJ28-20	28 uh	2 x 10-5/8	11-3/8	7-1/8	7
200-303-1	MJ50-20	50 uh	2 x 9-7/8	10-5/8	7-1/8	7
200-306-1	MJ15-20	15 uh	2 x 8-1/8	8-7/8	6-5/16	6

Other inductance values available on special order.

VARIABLE EDGEWOUND INDUCTORS



226 SERIES

1/4" x 1/8" Conductor — 10 Amps. Popular for commercial and amateur uses, these moving coil type inductors handle well over a kilowatt of plate modulated RF energy to 30 MHz. Has heavy plated conductors and plated contact bars and contacts. GPO-3 end frames and support bars. 3/8" shafts extend 3/4" front and rear. Length dimension is over mounting feet, does not include shaft extensions.

EFJ Cat. No.	Mult. Type	Induct-ance	Mounting Dimensions (in.)	Overall Dimensions (in.) L	W	H
226-1-1	MJ22.5-10V	22.5 uh	3 x 12-3/4	13-1/2	4	6-1/2
226-3-1	MJ13.5-10V	13.5 uh	3 x 10-3/4	11-1/2	4	6-1/2
226-5-1	MJ8-10V	8 uh	3 x 9-1/4	10	4	6-1/2