


MAINS NEON LEGEND SIGNAL LAMPS ON PAGES 102-103

RED AND GREEN LAMPS


All these Neon Signal Lamps can be supplied with GREEN NEONS (at slight extra cost) instead of normal RED, then lens fronts are Water-clear only. To obtain, add /GREEN NEON to List No.




List No: D.994/Volts
Neon and Resistor Assembly




List No: D.841/___V
Neon only




List No: D.808/___V
Neon only



List No: D.875/___V
Neon only



List No: D.712/___V
Neon only



List No: D.307/___V

A very useful model consisting of a combination of two separate window cut-outs. Ideal for applications where one neon is required to indicate when a secondary operation is in progress. For example, when a heating equipment is switched on or a fan is supplied. RED glows at slight and GREEN glows at normal.

Neon Signal Lamps

A range of NEON Lampholders of various types, with series-resistor as tabled on right. The choice of models shown here will fully cover and meet all tastes and includes (top left) neon and resistor only assemblies, protected by heat shrink sleeving, for users having their own lens units. Applications are obvious on all domestic and professional apparatus, electric and electronic, private, industrial, or national. Extensively used in space-heaters, central-heating installations, kitchen and cooking equipment, etc., etc. Any neon is very easily fitted to show when apparatus is "live" or not, and consumption is only 1 1/2-2 mA. or less. No apparatus should be without at least one. All Neon Signal Lamps with built-in resistor are limited by the Resistor-Makers' rating to 100°C. max.


These fittings attach to panels by push-on nuts, spring tongues, screw-nuts or nuts and bolts, covering every convenient method. Modern NEONS (which we use exclusively) are "high-intensity," of brilliant glow, easily seen at a distance. We offer front lens caps in RED or WATER-CLEAR (the latter emphasises lit/un-lit contrast).

This unique model has two lenses and can be used for giving "ON" or "OFF" indication for two separate circuits, or a safety check on one circuit. Standard body colour is BLACK, other colours available.

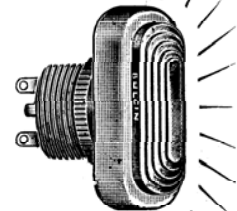
TECHNICAL DATA AND DIMENSIONS

List No.	For Glass Lenses add:	Panel Hole ø	Bezel ø	Max. Panel	Projection from Front of Panel	Lamp or Lamp Holder
D.808/110V/Colour		1/2" 13.5 mm	7/8" 22.2 mm	No Limit	Front 3/4" 13.1 mm Rear 1/2" 16.6 mm + Leads	
D.808/250V/Colour						
D.712/110V/Colour		1/2" 12.7 mm clearing	1 1/2" 15.1 mm	7/8" 7.1 mm	Front 1/4" 11.1 mm Rear 3/8" 21.4 mm + Leads	
D.712/250V/Colour						
D.841/110V/Colour		3/8" 9.5 mm clearing	7/8" 19.1 mm	1/4" 3.2 mm	Front 1/4" 6.4 mm Rear 1 1/2" 34.9 mm + Leads	
D.841/250V/Colour						
D.875/110V/Colour	Plastic only, Transparent Water-clear or Red	5/8" 15.9 mm	3/4" 19.8 mm	1/2" 6.4 mm	Front 3/4" 9.1 mm Rear 1 1/2" 23 mm	Neon inbuilt, with Resistor
D.875/250V/Colour						
D.715/110V/Colour					Front 3/4" 10.7 mm Rear 1 1/2" 19.8 mm	
D.715/250V/Colour	† /T means 6 BA. screw terminals in place of solder tags					
D.715/T/110V/Col.†		1 1/2" 16.7 mm clearing	1 1/2" 34.1 mm	3/4" 7.9 mm	Front 3/4" 10.7 mm Rear 1 1/2" 22.6 mm	
D.715/T/250V/Col.†	/P.O.T. means tags to accept 110 series AMP push on connectors					
D.715/P.O.T./250V/Colour						
D.807/110V		2-6 B.A. c/sk h	1 1/2"		Front 3/4" 9.5 mm	Twin neons inbuilt with
D.807/250V						
D.740/110V/Col.	Pla. Transparent Red Water-clear Also Amber	Clearing holes @ 1/2" 31.8 mm x 1/2" 12.7 mm	38.1 mm x 12.7 mm	7.9 mm With screw provided	Front 1 1/2" 15.1 mm	
D.740/250V/Col.						

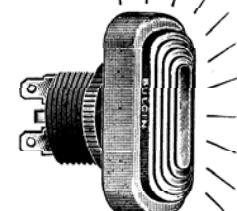
Colour Code:
BLACK Spot—110V.
RED Spot—250V.



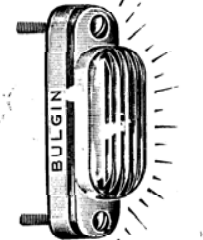
List No: D.715/T/___V.
Neon only



List No: D.715/___V.
Neon only



List No: D.715/P.O.T./___V
Colour



List No: D.740/___V
Neon only