

**PSM SELF CLINCHING NUTS** are threaded fasteners which incorporate a knurled platform and a groove. This platform, when embedded in the sheet, causes the displaced material to flow evenly into the groove of the fastener to give a positive retention.

## ADVANTAGES

- HIGH TORQUE RESISTANCE
- REVERSE SIDE OF THE SHEET REMAINS TOTALLY FLUSH
- SMALL AND NEAT, IDEAL FOR ALL ELECTRONICS OR PRECISION EQUIPMENT
- EASY ASSEMBLY WITH ANY SQUEEZE ACTION PRESS

## DESIGN GUIDE

### HOLE PREPARATION

Holes may be punched or drilled and a tolerance of  $-.000" +.003"$  ( $-0.00\text{mm} +0.08\text{mm}$ ). Where possible install from punched side. Holes should not be de-burred or countersunk.

### SHEET HARDNESS

See individual product data sheet for maximum sheet hardness.

### INSTALLATION

Must always be carried out using a squeeze action - NEVER a shock load

### SHEET THICKNESS

Self Clinching fasteners are suitable for any thickness of material from the minimum specified for each individual product.

### SHANK NUMBER

Always choose the longest shank possible for the sheet thickness.

This will optimise performance and increase retention.

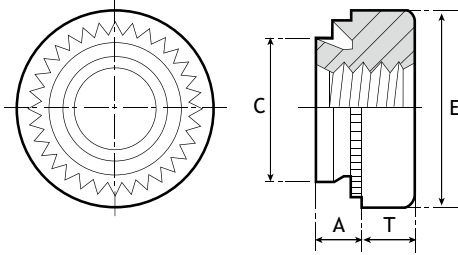
### DIRECTION OF LOAD

We recommend that Self Clinching fasteners should always be loaded from the pilot end. (See method of assembly diagrams)



## TECHNICAL DATA

## P-S & P-CLS TYPES (METRIC)



### MATERIAL CODES

P-S & P-SS\* - Hardened Steel Plated

P-CLS & P-CLSS\* - Stainless Steel

(P-SS\* and P-CLSS\* codes refer to M5 sizes only)

### STANDARD PLATING FINISH

Zinc & Clear Trivalent Passivation (Z)

### MAXIMUM SHEET HARDNESS

P-S & P-SS = Rb80

P-CLS & P-CLSS = Rb70

## METRIC

All dimensions in millimetres

THREAD SIZE / CODE	Shank Code	For Min Sheet Thickness	A (max)	Hole Size in Sheet +0.08 -0.00	Diameter of Shank C (max)	Diameter of Body E +/- 0.25	Depth of Body T +/- 0.25	Minimum distance centre line hole to sheet edge
M2	0	0.8 - 1.0	0.77	4.25	4.22	6.3	1.5	4.8
	1	1.0	0.97					
	2	1.4	1.38					
M2.5	0	0.8 - 1.0	0.77	4.25	4.22	6.3	1.5	4.8
	1	1.0	0.97					
	2	1.4	1.38					
M3	0	0.8 - 1.0	0.77	4.25	4.22	6.3	1.5	4.8
	1	1.0	0.97					
	2	1.4	1.38					
3.5M3	0	0.8 - 1.0	0.77	4.75	4.73	7.1	1.7	5.6
	1	1.0	0.97					
	2	1.4	1.38					
M3.5	0	0.8 - 1.0	0.77	4.75	4.73	7.1	1.5	5.6
	1	1.0	0.97					
	2	1.4	1.38					
M4	0	0.8 - 1.0	0.77	5.4	5.38	7.9	2.0	6.9
	1	1.0	0.97					
	2	1.4	1.38					
M5	0	0.8 - 1.0	0.77	6.4	6.38	8.7	2.0	7.1
	1	1.0	0.97					
	2	1.4	1.38					
M6	00	0.92	0.89	8.75	8.72	11.05	4.08	8.6
	0	1.2	1.15					
	1	1.4	1.38					
	2	2.3	2.21					
M8	1	1.4	1.38	10.5	10.47	12.65	5.47	9.7
	2	2.3	2.21					
M10	1	2.31	2.21	14.0	13.97	17.35	7.48	13.5
	2	3.18	3.05					
M12	1	3.18	3.05	16.66	16.64	20.0	9.14	16.0
	2	6.00	5.97					

## HOW TO SPECIFY

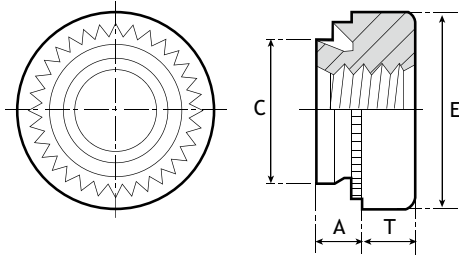
### P-S (Steel Standard Sizes)

Product Code	P-S-M4-1-Z
Thread Code	P-S-M4-1-Z
Shank Code	P-S-M4-1-Z
Plating Code	P-S-M4-1-Z

### P-CLS (Stainless Steel Standard Sizes)

Product Code	P-CLS-M4-1
Thread Code	P-CLS-M4-1
Shank Code	P-CLS-M4-1

## TECHNICAL DATA



## P-S & P-CLS TYPES (UNIFIED)

### MATERIAL CODES

P-S & P-SS\* - Hardened Steel Plated

P-CLS & P-CLSS\* - Stainless Steel (Unplated)

(P-SS\* and P-CLSS\* codes refer 032 and 024 sizes only)

### STANDARD PLATING FINISH

Zinc & Clear Trivalent Passivation (Z)

### MAXIMUM SHEET HARDNESS

P-S & P-SS = Rb80

P-CLS & P-CLSS = Rb70

## UNIFIED

All dimensions in inches

THREAD SIZE / CODE	Shank Code	For Min Sheet Thickness	A (max)	Hole Size in Sheet +.003 -.000	Diameter of Shank C (max)	Diameter of Body E +/- .010	Depth of Body T +/- .010	Minimum distance centre line hole to sheet edge
256	0	0.030	0.030	.166	.165	.250	.070	.190
	1	0.040	0.038					
	2	0.056	0.054					
440	0	0.030	0.030	.166	.165	.250	.070	.190
	1	0.040	0.038					
	2	0.056	0.054					
	3	0.091	0.087					
632	0	0.030	0.030	.1875	.187	.280	.070	.220
	1	0.040	0.038					
	2	0.056	0.054					
	3	0.091	0.087					
832	0	0.030	0.030	.213	.212	.310	.090	.270
	1	0.040	0.038					
	2	0.056	0.054					
	3	0.091	0.087					
032 024	0	0.030	0.030	.250	.249	.340	.090	.280
	1	0.040	0.038					
	2	0.056	0.054					
	3	0.091	0.087					
0420 0428	0	0.047	0.045	.344	.343	.440	.170	.340
	1	0.056	0.054					
	2	0.091	0.087					
	3	0.125	0.120					
0518 0524	1	0.056	0.054	.413	.412	.500	.230	.380
	2	0.091	0.087					
	3	0.125	0.120					
0616 0624	1	0.091	0.087	.500	.499	.560	.270	.440
	2	0.125	0.120					
	3	0.250	0.235					
0813 0820	1	0.125	0.120	.656	.655	.810	.360	.630
	2	0.250	0.235					

## HOW TO SPECIFY

### P-S (Steel Standard Sizes)

Product Code **P-S-832-1-Z**

Thread Code **P-S-832-1-Z**

Shank Code **P-S-832-1-Z**

Plating Code **P-S-832-1-Z**

### P-CLS (Stainless Steel Standard Sizes)

Product Code **P-CLS-832-1**

Thread Code **P-CLS-832-1**

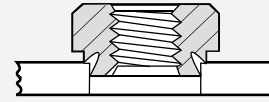
Shank Code **P-CLS-832-1**



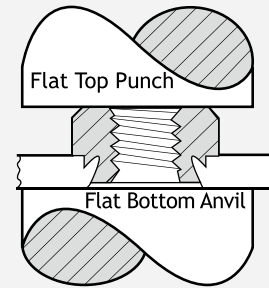
## METHOD OF ASSEMBLY

1. Punch a hole in the metal sheet to the size recommended in our technical data table. De-burring of the hole is not recommended.
2. Apply pressure to the head of the fastener sufficient to totally embed the clinching ring around the entire circumference and bring body in contact with the sheet.
3. Insert fixing screw or bolt from side opposite to the fastener body.

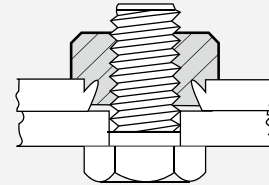
1.



2.



3.



## PERFORMANCE DATA

### P-S & P-CLS METRIC

Thread Code	Shank Code	Test Sheet Material					
		Cold Rolled Steel			5052-H34 Aluminum		
		Installation (kN)	Pushout (N)	Torque-out (Nm)	Installation (kN)	Pushout (N)	Torque-out (Nm)
M2	0		500	1.70		280	0.95
M2.5	1	11.0 - 15.5	600	1.90	7.0 - 9.0	420	1.15
M3	2		1000	2.10		700	1.40
	0		550	2.00		350	1.70
3.5M3	1	14.0 - 22.0	720	2.45	11.0 - 14.0	480	1.85
	2		1150	2.50		800	2.10
	0		550	2.00		350	1.70
M3.5	1	14.0 - 22.0	720	2.45	11.0 - 14.0	480	1.85
	2		1150	2.50		800	2.10
	0		600	2.95		400	2.20
M4	1	17.0 - 27.0	750	4.60	12.0 - 15.0	550	2.70
	2		1320	5.70		900	4.30
	0		670	4.10		460	3.20
M5	1	19.0 - 33.0	950	5.45	13.0 - 17.0	620	4.10
	2		1230	7.10		870	5.50
	0		1330	12.6		950	8.10
M6	1	25.0 - 36.0	1820	15.5	17.0 - 29.0	1480	10.1
	2		2140	16.8		1560	13.5
	1		2540	25.1	20.0 - 32.0	1890	15.6
M8	2	27.0 - 39.0	3100	29.5		2170	18.9
	1						
M10	2	35.0 - 50.0	3560	45.0	25.0 - 36.0	2650	35.0

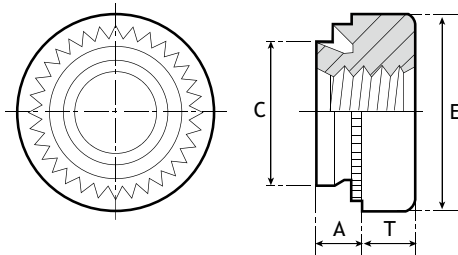
**Note:** The above values are averages when correct installation is performed. Variations in holes size, material and installation will affect these results. For specific advice we strongly recommend consultation with your PSM Technology Centre.

### P-S & P-CLS UNIFIED

Thread Code	Shank Code	Test Sheet Material					
		Cold Rolled Steel			5052-H34 Aluminum		
		Installation (Lbs)	Pushout (Lbs)	Torque-out (In. Lbs)	Installation (Lbs)	Pushout (Lbs)	Torque-out (In. Lbs)
	0		112	15		63	9
256 440	1	2500 - 3500	135	17	1500 - 2000	94	10
	2 & 3		225	19		157	12
	0		124	18		79	15
632	1	3200 - 5000	162	21	2500 - 3200	108	17
	2 & 3		258	22		180	19
	0		135	26		90	20
832	1	3800 - 6000	169	41	2700 - 3400	124	24
	2 & 3		297	50		202	38
	0		151	36		103	28
032 024	1	4200 - 7500	213	48	2900 - 3800	139	36
	2 & 3		276	63		196	49
	0		299	112		213	72
0420 0428	1	5500 - 8000	409	137	3800 - 6500	333	89
	2 & 3		481	149		351	120
	1		570	222		425	138
0518 0524	2 & 3	6000 - 8500	687	261	4500 - 7200	488	167
	1		800	398		596	310
0616 0624	2	8000 - 11000			5600 - 8000		
	1		1180	750	7000 - 9000	710	380
0813 0820	2	10000 - 15000					

## TECHNICAL DATA

P-CLA



### MATERIAL CODE

P-CLA - Aluminium

### MAXIMUM SHEET HARDNESS

P-CLA = Rb 50

## METRIC

All dimensions in millimetres

THREAD SIZE / CODE	Shank Code	For Min Sheet Thickness	A (max)	Hole Size in Sheet +0.08 -0.00	Diameter of Shank C (max)	Diameter of Body E +/- 0.25	Depth of Body T +/- 0.25	Minimum distance centre line hole to sheet edge
M2	1	1.0	0.98	4.25	4.22	6.3	1.5	4.8
	2	1.4	1.38					
M3	1	1.0	0.98	4.75	4.73	6.3	2.0	5.6
	2	1.4	1.38					
M3.5	1	1.0	0.98	5.4	5.38	7.1	2.0	6.9
	2	1.4	1.38					
M4	1	1.0	0.98	6.0	5.97	7.9	3.0	7.1
	2	1.4	1.38					
M5	1	1.0	0.98	7.5	7.47	9.5	3.8	7.9
	2	1.4	1.38					
M6	1	1.4	1.38	8.75	8.72	11.05	4.08	8.6
	2	2.3	2.21					

## UNIFIED

All dimensions in inches

THREAD SIZE / CODE	Shank Code	For Min Sheet Thickness	A (max)	Hole Size in Sheet +.003 -.000	Diameter of Shank C (max)	Diameter of Body E +/- .010	Depth of Body T +/- .010	Minimum distance centre line hole to sheet edge
256	1	0.040	0.038	.166	.165	.250	.070	.190
	2	0.056	0.054					
440	1	0.040	0.038	.1875	.187	.250	.090	.220
	2	0.056	0.054					
632	1	0.040	0.038	.213	.212	.280	.090	.270
	2	0.056	0.054					
832	1	0.040	0.038	.234	.233	.310	.130	.280
	2	0.056	0.054					
032 024	1	0.040	0.038	.296	.295	.370	.160	.310
	2	0.056	0.054					
0420	1	0.056	0.054	.344	.343	.440	.170	.340
	2	0.091	0.087					
	3	0.125	0.12					

## HOW TO SPECIFY

### P-CLA

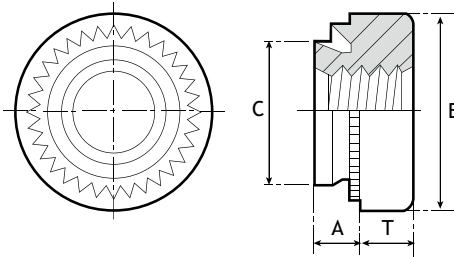
Product Code **P-CLA-M4-1**

Thread Code **P-CLA-M4-1**

Shank Code **P-CLA-M4-1**

## TECHNICAL DATA

## P-SMPS



### MATERIAL CODE

P-SMPS-Stainless Steel

### STANDARD PLATING FINISH

Zinc & Clear Trivalent Passivation (Z)

### MAXIMUM SHEET HARDNESS

P-SMPS = Rb70

## METRIC

All dimensions in millimetres

THREAD SIZE / CODE	For Min Sheet Thickness	A (max)	Hole Size in Sheet +0.08 -0.00	Diameter of Shank C (max)	Diameter of Body E +/- 0.25	Depth of Body T +/- 0.25	Minimum distance centre line hole to sheet edge
M2.5	0.64	0.61	3.80	3.79	5.6	1.4	3.7
M3	0.64	0.61	4.24	4.22	5.6	1.4	4.3
M3.5	0.64	0.61	4.75	4.73	6.4	1.4	5.1

## UNIFIED

All dimensions in inches

THREAD SIZE / CODE	For Min Sheet Thickness	A (max)	Hole Size in Sheet + .003 - .000	Diameter of Shank C (max)	Diameter of Body E +/- .010	Depth of Body T +/- .010	Minimum distance centre line hole to sheet edge
256	.025	.024	.136	.135	.220	.065	.145
440	.025	.024	.166	.165	.220	.065	.170
632	.025	.024	.187	.186	.252	.065	.200

## P-SMPS METRIC

Thread Code	Cold Rolled Steel		
	Installation (KN)	Pushout (N)	Torque-out (Nm)
M2.5	7-8	165	1.2
M3	8-9	280	1.4
M3.5	9-10	300	1.6

## P-SMPS UNIFIED

Thread Code	Cold Rolled Steel		
	Installation (Lbs)	Pushout (Lbs)	Torque-out (In. Lbs)
256	1350-2000	45	10
440	1600-2200	60	13
632	2000-2700	72	15

## HOW TO SPECIFY

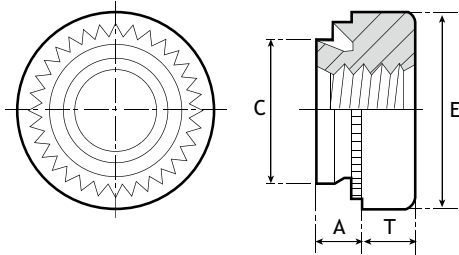
### P-SMPS

Product Code **P-SMPS-M4**

Thread Code **P-SMPS-M4**

## TECHNICAL DATA

P-SP



### MATERIAL CODE

P-SP - Hardened Stainless Steel

### MAXIMUM SHEET HARDNESS

P-SP = Rb 90

## METRIC

All dimensions in millimetres

THREAD SIZE / CODE	Shank Code	For Min Sheet Thickness	A (max)	Hole Size in Sheet +0.08 -0.00	Diameter of Shank C (max)	Diameter of Body E +/- 0.25	Depth of Body T +/- 0.25	Minimum distance centre line hole to sheet edge
M3	0	0.8	0.77	4.22	4.20	6.3	1.5	4.8
	1	1.0	0.97					
	2	1.4	1.38					
M4	0	0.8	0.77	5.4	5.38	7.9	2.0	6.9
	1	1.0	0.97					
	2	1.4	1.38					
M5	0	0.8	0.77	6.35	6.33	8.7	2.0	7.1
	1	1.0	0.97					
	2	1.4	1.38					
M6	1	1.4	1.38	8.75	8.72	11.05	4.10	8.6

## UNIFIED

All dimensions in inches

THREAD SIZE / CODE	Shank Code	For Min Sheet Thickness	A (max)	Hole Size in Sheet +.003 -.000	Diameter of Shank C (max)	Diameter of Body E +/- .010	Depth of Body T +/- .010	Minimum distance centre line hole to sheet edge
440	0	0.030	0.030	.166	.165	.250	.070	.190
	1	0.040	0.038					
	2	0.056	0.054					
632	0	0.030	0.030	.1875	.187	.280	.070	.220
	1	0.040	0.038					
	2	0.056	0.054					
832	0	0.030	0.030	.213	.212	.310	.090	.270
	1	0.040	0.038					
	2	0.056	0.054					
032	0	0.030	0.030	.250	.249	.340	.090	.280
	1	0.040	0.038					
	2	0.056	0.054					
0420	1	0.056	0.054	.344	.343	.440	.170	.340

## HOW TO SPECIFY

### P-SP

Product Code **P-SP-M4-1**

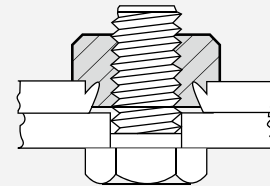
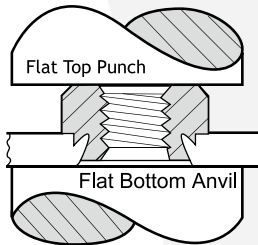
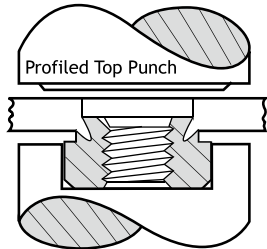
Thread Code **P-SP-M4-1**

Shank Code **P-SP-M4-1**



The P-SP SELF CLINCHING NUT is a threaded fastener which incorporates a knurled platform under the head, which when embedded in the sheet, displaces material into the clinch ring securing the fastener firmly in place.

## METHOD OF ASSEMBLY



1. Tooling option 1, install using profiled punch to achieve optimum performance. Apply sufficient load to bring body in contact with sheet around full circumference. Contact local Tech Centre for tooling detail.
2. Tooling option 2 using flat punch and anvil. Apply pressure to the body of the fastener sufficient to totally embed the clinching ring and bring body in contact with the sheet.
3. Insert fixing screw or bolt from side opposite to the fastener body.

## PERFORMANCE DATA

### P-SP METRIC

Thread Code	Shank Code	Test Sheet Material		
		304 Stainless Steel		
		Installation (KN)	Pushout (N)	Torque-out (Nm)
M3	0	14 - 23	600	1.7
	1		780	2.0
	2		1200	2.2
M4	0	20 - 33	740	3.6
	1		890	4.3
	2		1470	5.4
M5	0	27 - 41	800	4.1
	1		1100	5.3
	2		1650	6.9
M6	1	39 - 50	2130	16.4

### P-SP UNIFIED

Thread Code	Shank Code	Test Sheet Material		
		304 Stainless Steel		
		Installation (Lbs)	Pushout (Lbs)	Torque-out (In. Lbs)
440	0	3000 - 5000	135	15
	1		175	18
	2		265	20
632	0	3500 - 6500	150	18
	1		190	21
	2		315	27
832	0	4000 - 7500	165	32
	1		200	38
	2		330	48
032	0	6000 - 9000	180	36
	1		245	47
	2		370	61
0420	1	9000 - 11000	480	145

*Note: The above values are averages when correct installation is performed. Variations in hole size, material and installation will affect these results. For specific advice we strongly recommend consultation with your PSM Technology Centre.*