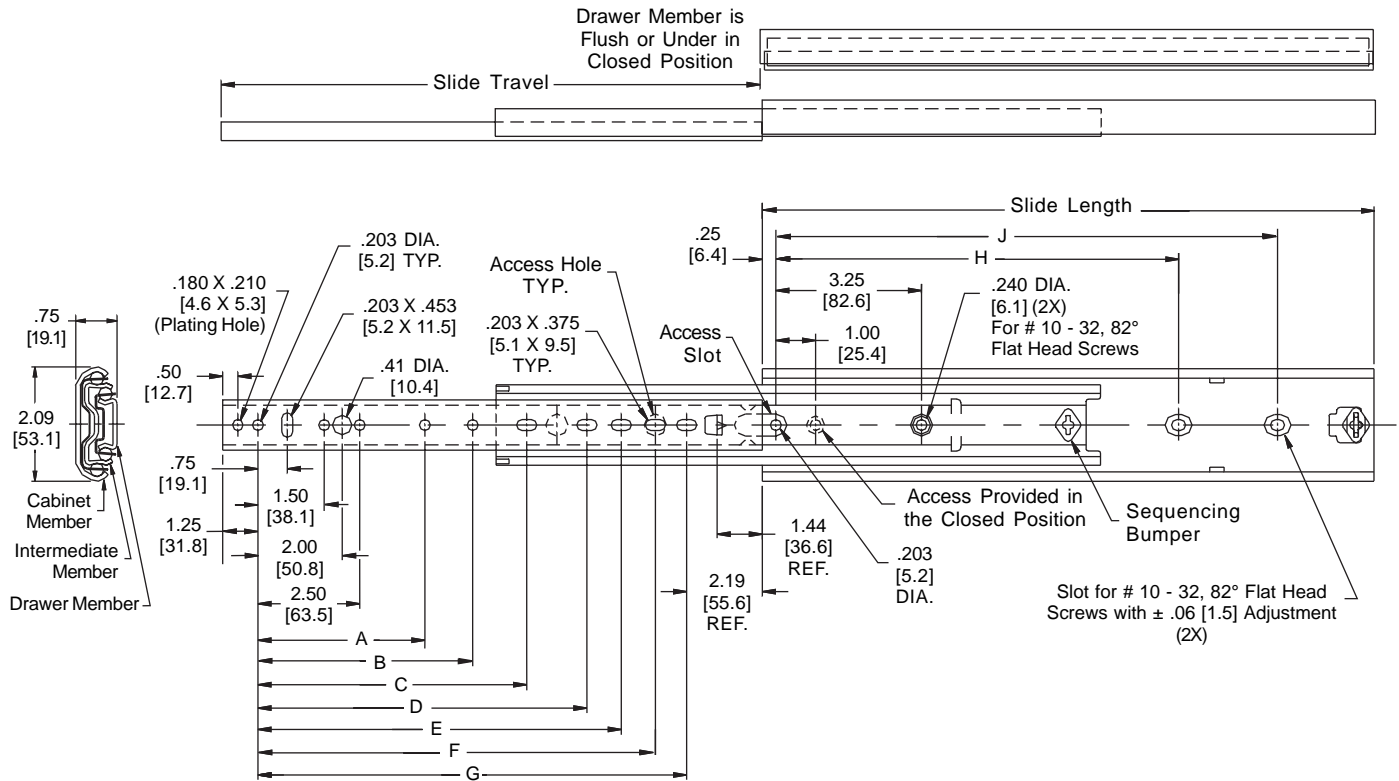


APPLICATIONS: Utility and industrial truck bodies, industrial work stations, heavy duty machine tools and mechanical devices. Use model 3600 whenever a heavy duty, full extension slide is required.

Heavy Duty Slide
Full Extension
Up to 273 lb. [124 kg.] Capacity



Finish Bright electro-zinc (C) plating
Length 12" to 28" [305mm to 711mm]
Height 2.09" [53.1mm]
Load See chart*
Sidespace .75" + .030/- .000 [19.1mm + .76/- .00]
Travel Full Travel

Mounting Side mount only
Hardware Drawer: # 10 - 32 X .50" with #8 slotted pan head
 Cabinet: # 10 - 32, 82° flat head screw
Movement Steel ball bearings
Features Closed position hold-in detent

| Part Number | Slide Length | Slide Travel | Load Rating lbs [kg] | A | B | C | D | E | F | G | H | J |
|-------------|---------------|---------------|----------------------|--------------|--------------|---------------|---------------|---------------|---------------|---------------|---------------|---------------|
| 3600-12 | 12.00 [304.8] | 12.00 [304.8] | 273 [124] | - | - | - | 6.06 [154.0] | 7.06 [179.4] | 7.81 [198.4] | 8.56 [217.5] | 8.25 [209.6] | 10.50 [266.7] |
| 3600-14 | 14.00 [355.6] | 14.00 [355.6] | 267 [121] | - | - | - | 8.06 [204.8] | 9.06 [230.2] | 9.81 [249.2] | 10.56 [268.3] | 10.25 [260.4] | 12.50 [317.5] |
| 3600-16 | 16.00 [406.4] | 16.00 [406.4] | 261 [118] | 5.00 [127.0] | - | - | 10.06 [255.6] | 11.06 [281.0] | 11.81 [300.0] | 12.56 [319.1] | 12.25 [311.2] | 14.50 [368.3] |
| 3600-18 | 18.00 [457.2] | 18.00 [457.2] | 253 [115] | 5.00 [127.0] | - | 9.56 [242.9] | 12.06 [306.4] | 13.06 [331.8] | 13.81 [350.8] | 14.56 [369.9] | 14.25 [362.0] | 16.50 [419.1] |
| 3600-20 | 20.00 [508.0] | 20.00 [508.0] | 244 [111] | 5.00 [127.0] | 7.50 [190.5] | 11.56 [293.7] | 14.06 [357.2] | 15.06 [382.6] | 15.81 [401.6] | 16.56 [420.7] | 16.25 [412.8] | 18.50 [469.9] |
| 3600-22 | 22.00 [558.8] | 22.00 [558.8] | 233 [106] | 5.00 [127.0] | 7.50 [190.5] | 13.56 [344.5] | 16.06 [408.0] | 17.06 [433.4] | 17.81 [452.4] | 18.56 [471.5] | 18.25 [463.6] | 20.50 [520.7] |
| 3600-24 | 24.00 [609.6] | 24.00 [609.6] | 220 [100] | 5.00 [127.0] | 7.50 [190.5] | 15.56 [395.3] | 18.06 [458.8] | 19.06 [484.2] | 19.81 [503.2] | 20.56 [522.3] | 20.25 [514.4] | 22.50 [571.5] |
| 3600-26 | 26.00 [660.4] | 26.00 [660.4] | 203 [92] | 5.00 [127.0] | 7.50 [190.5] | 17.56 [446.1] | 20.06 [509.6] | 21.06 [535.0] | 21.81 [554.0] | 22.56 [573.1] | 22.25 [565.2] | 24.50 [622.3] |
| 3600-28 | 28.00 [711.2] | 28.00 [711.2] | 182 [83] | 5.00 [127.0] | 7.50 [190.5] | 19.56 [496.9] | 22.06 [560.4] | 23.06 [585.8] | 23.81 [604.8] | 24.56 [623.9] | 24.25 [616.0] | 26.50 [673.1] |

* Load rating based on slides mounted in a 16" wide drawer cycled 10,000 times.

Installation Instructions

1. To ensure proper operation of the slides, make certain that all mounting screws are inserted so that the screw heads are inside the slides. (No washers on the inside of the slides.)
2. With slides fully extended, install slide outer members (largest) into cabinet using # 10 - 32, 82° flat head screws. See Figure 1. Be sure slides are parallel
3. Mount drawer to extended slide inner members (smallest) using # 10 - 32 X .50" with #8 slotted pan head screws. See Figure 2. Leave all screws loose for final adjustment.
4. Adjust slide position until movement is smooth. Tighten all screws and if necessary use more to secure slides and complete installation.

Slide Ordering Instructions

Complete your slide order for model 3600 by specifying the following:

Total Slides Required 10 each C 3600 -18 D
 Slide Finish _____
 Slide Model _____
 Slide Length _____
 Optional Polybag Packaging _____
Includes mounting screws

Optional Screw Hardware Kit

Kit contains screws to mount one pair of slides. Kit included with D-Pack. Kit ordered separately for bulk.

Total Hardware Kits Required 10 each 4180-0235-XE
 Kit Part Number _____

Packaging

Distributor (D) Pack: All lengths are packaged 5 pairs per box. Polybag includes one pair of slides packed with screws.

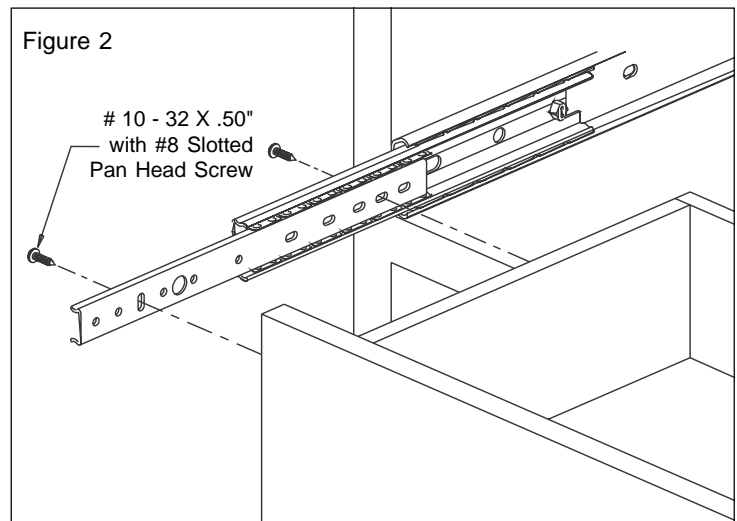
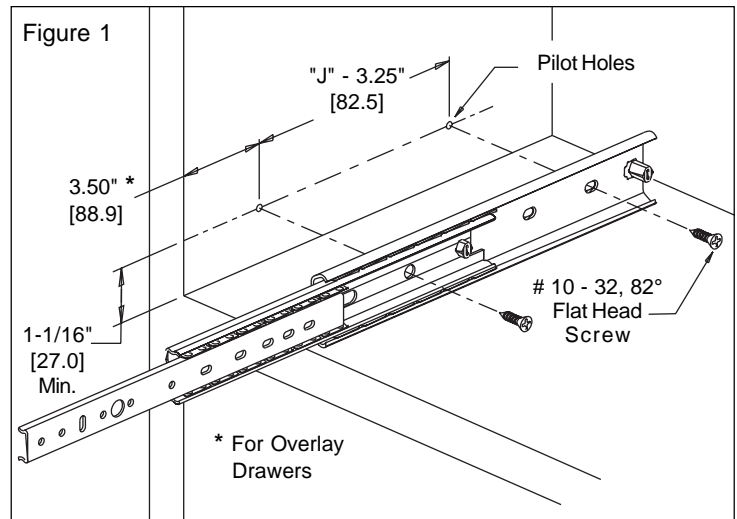
Bulk (P) Pack: Lengths 12"-20" 7 pair per box
 Lengths 22"-28" 5 pair per box

Order screw hardware kit separately. (P/N 4180-0235-XE)

Specifications

Slide members: Cold rolled steel
 Ball retainers: Cold rolled steel
 Ball bearings: Carburized steel

Note: Specifications, materials, prices, terms, and delivery are subject to change without notice.



Accuride

ACCURIDE INTERNATIONAL INC.

12311 Shoemaker Avenue
 Santa Fe Springs, CA 90670

TEL (562) 903-0200
 FAX (562) 903-0208
 www.accuride.com

Manufacturing, Engineering, and Sales
 United States • Germany • Japan • Mexico • United Kingdom