

AddA® DC BRUSHLESS FANS

DEVERELL ASSOCIATES
WELLINGTON
REC. 13 NOV 1991
ANSD.....

ADDA introduces to you the largest range of BRUSHLESS DIRECT CURRENT FANS in the world-All ADDA fans are designed to meet the UL , CSA and TUV requirements . In this catalog,ADDA offers only those models which are in general use . Other models are available or can be made according to your specifications for particular applications .

ADDA will keep the efforts to develop fans with best performances,more compact and best prices.

ADDA vous propose la gamme la plus complète de ventilateurs plats COURANT CONTINU A COMMUTATION ELECTRONIQUE . Tous les ventilateurs ADDA sont conçus pour répondre aux normes UL . CSA et TUV. Dans ce catalogue , ADDA ne présente que les modèles les plus utilisés. D'Autres modèles sont disponibles ou peuvent être réalisés selon vos spécifications pour des applications particulières .

ADDA developpe en permanence des ventilateurs de plus en plus campacts, performants et aux meilleurs prix.

THE ADDA FANS ARE UL-CSA-TUV APPROVED

LES VENTILATEURS ADDA SONT HOMOLOGUES UL-CSA-TUV

UL —— Underwritres Ladoratories Inc.
CSA —— Canadian Standard Association
TUV —— Technischer Uberwachungs-Verein e.V.

CONTENTS	PAGE	SOMMAIRE	PAGE
-General Information	1~2	-Généralités	1
-General Codification	3	-Codification générale	3
-List of models	4~6	-Liste des refetences	4~6
-Air measurement	7	-Caractéristiques Aérauliques	7
-Noise Level Data	8	-Niveau Sonore	8
-Life	8	-Durée de vie	8
-B D C fans	9~36	-Ventilateurs B D C	9~36
-General Information of Alarm fan	37~39	-Généralités sur les ventilateurs équipes dun detecteur	37~39
-General Information of intelligent D C fans	40~44	-Généralités de DC Ventilateurs intelligents	40~44
-Accessories	45	-Accessoires	45

GENERAL INFORMATION

CODIFICATION

Example of part number

GENERALITES

CODIFICATION

Exemple de reference

AD 08 12 H B A 7 1

AD — TYPE :ADDA BDC Fans
TYPE :ADDA BDC Ventilateurs

08 — SIZES : 02 : 25 * 25
DIMENSIONS 04 : 40 * 40
05 : 52 * 52
06 : 60 * 60
08 : 80 * 80
09 : 92 * 92
12 : 120 * 120

12 — VOLTAGES : 05 : 5 VOLTS
06 : 6 VOLTS
TENSIONS 12 : 12 VOLTS
24 : 24 VOLTS
48 : 48 VOLTS

Air flow regulation by voltage adjustment as follows :

For 5 V versions : 3 to 8 volts
12 V versions : 7 to 16 vlots
24 V versions : 16 to 30 volts
48 V versions : 42 to 54 volts

Réglage possible du débit par variation de la tension :

Pour les versions 5 V : de 3 à 8 v
12 V : de 7 à 16 v
24 V : de 16 à 30 v
48 V : de 42 à 54 v

H — SPEED : L : LOW
M : MEDIUM
H : HIGH

VITESSE : L : LENTE
M : MOYENNE
H : HAUTE

B — BEARING TYPE :
S : SLEEVE BEARING
B : BALL BEARING

TYPE DE PALIERS :
S : PALIERS LISSES
B : ROULEMENTS A BILLES

A — THICKNESS : A : 25 mm
B : 32 mm
C : 20 mm
D : 15 mm
E : 13 mm
F : 38 mm
G : 10 mm

EPAISSEURS : A : 25 mm
B : 32 mm
C : 20 mm
D : 15 mm
E : 13 mm
F : 38 mm
G : 10 mm

7 — IMPELLER : 5 : 5 blades
7 : 7 blades
8 : 8 blades
1 : 11 blades

HELICE : 5 : 5 pales
7 : 7 pales
8 : 8 pales
1 : 11 pales

1 — PARTICULARITES :

0 : TR : MOTOR PROTECTION BY IMPEDANCE
1 : IC : MOTOR PROTECTION BY IC
2 : RD : MOTOR PROTECTION BY IC COMBINED WITH AN ALARM
3 : FG : MOTOR PROTECTION BY IC COMBINED WITH A SPEED SENSOR
4 : VS : MOTOR PROTECTION BY IC AND VARIABLE SPEED
5 : COMBINATION OF RD AND FG
6 : COMBINATION OF RD AND VS
7 : COMBINATION OF FG AND VS

PARTICULARITES :

0 : TR : PROTECTION MOTEUR PAR IMPEDANCE
1 : IC : PROTECTION MOTEUR PAR CIRCUIT INTEGRE,
2 : RD : PROTECTION MOTEUR PAR CIRCUIT INTEGRE , EQUIPE D'UNE ALARME
3 : FG : PROTECTION MOTEUR PAR CIRCUIT INTEGRE, SORTIE TACHYMETRIQUE
4 : VS : PROTECTION MOTEUR PAR CIRCUIT INTEGRE , VITESSE VARIABLE
5 : COMBINAISON DE RD ET FG
6 : COMBINAISON DE RD ET VS
7 : COMBINAISON DE FG ET VS

LIST OF PARTICULARITIES AVAILABLE FOR EACH SERIES

LISTE DES PARTICULARITES DISPONIBLES POUR CHAQUE SERIE

MODEL REFERENCES	0	1	2	3	4	5	6	7
AD0412-E SERIES		●	●	●				
AD0412-C SERIES	●	●	●					
AD0424-C SERIES	●	●	●					
AD0612-D SERIES		●	●	●				
AD0612-C SERIES	●	●	●					
AD0624-C SERIES	●	●	●					
AD0612-A SERIES	●	●	●					
AD0624-A SERIES	●	●	●					
AD0812-C SERIES	●	●	●					
AD0824-C SERIES	●	●	●					
AD0812-A7 SERIES	●	●	●					
AD0824-A7 SERIES	●	●	●					
AD0812-A5 SERIES	●	●	●	●	●	●	●	●
AD0824-A5 SERIES	●	●	●	●	●	●	●	●
AD0912-C SERIES	●	●	●					
AD0924-C SERIES	●	●	●					
AD0912-A7 SERIES	●	●	●					
AD0924-A7 SERIES	●	●	●					
AD0912-A5 SERIES	●	●	●	●	●	●	●	●
AD0924-A5 SERIES	●	●	●	●	●	●	●	●
AD1212-A SERIES		●	●	●	●	●	●	●
AD1224-A SERIES		●	●	●	●	●	●	●
AD1212-F SERIES		●	●	●	●	●	●	●
AD1224-F SERIES		●	●	●	●	●	●	●
AD1226-F SERIES		●	●					
AD1248-F SERIES		●	●	●	●	●	●	●
AD2512-B SERIES		●	●	●	●	●	●	●
AD2524-B SERIES		●	●	●	●	●	●	●

LIST OF MODELS — LISTE DES REFERENCES

SIZES DIMENSEIONS mm	AIR FLOW DEBIT CFM	(l/s)	NOISE BRUIT dB(A)	VOLTAGES TENSIONS V	MODEL REFERENCES	PAGE
25×25×10	1.24	(0.59)	35.0	12	AD0212HB-G71	9
40×40×10	3.53	(1.67)	23.0	5	AD0405LB-G71	10
				12	AD0412LB-G71	
	5.30	(2.50)	31.0	5	AD0405MB-G71	
				12	AD0412MB-G71	
	7.07	(3.34)	37.0	5	AD0405HB-G71	
				12	AD0412HB-G71	
40×40×13	3.68	(1.74)	24.3	5	AD0405MB-E81	11
				12	AD0412MB-E81	
	4.68	(2.21)	29.1	5	AD0405HB-E81	
				12	AD0412HB-E81	
40×40×20	3.53	(1.66)	21.0	5	AD0405LB-C70	12
				12	AD0412LB-C70	
				24	AD0424LB-C70	
	4.53	(2.13)	30.1	5	AD0405MB-C70	
				12	AD0412MB-C70	
				24	AD0424MB-C70	
	5.39	(2.55)	31.5	5	AD0405HB-C70	
				12	AD0412HB-C70	
				24	AD0424HB-C70	
52×52×15	7.24	(3.42)	22.0	5	AD0505MB-D71	13
				12	AD0512MB-D71	
				24	AD0524MB-D71	
	9.00	(4.25)	27.0	5	AD0505HB-D71	
				12	AD0512HB-D71	
				24	AD0524HB-D71	
60×60×10	12.36	(5.83)	28.0	5	AD0605LB-G11	14
				12	AD0612LB-G11	
60×60×15	13.77	(6.50)	30.0	5	AD0605MB-D71	16
				12	AD0612MB-D71	
	17.06	(8.05)	31.3	5	AD0605HB-D71	
				12	AD0624HB-D71	

LIST OF MODELS — LISTE DES REFERENCES

SIZES DIMENSIONS mm	AIR FLOW DEBIT CFM	(l/s)	NOISE BRUIT dB(A)	VOLTAGES TENSIONS V	MODEL MODELES	PAGE
60×60×20	12.12	(5.72)	22.7	5	AD0605LB-C70	18
				12	AD0612LB-C70	
				24	AD0624LB-C70	
	14.08	(6.65)	25.7	5	AD0605MB-C70	
				12	AD0612MB-C70	
				24	AD0624MB-C70	
	17.24	(8.14)	29.7	5	AD0605HB-C70	
				12	AD0612HB-C70	
				24	AD0624HB-C70	
60×60×25	10.00	(4.72)	28.2	5	AD0605LB-A50	19
				12	AD0612LB-A50	
				24	AD0624LB-A50	
	11.40	(5.38)	30.4	5	AD0605MB-A50	
				12	AD0612MB-A50	
				24	AD0624MB-A50	
	13.70	(6.47)	34.3	5	AD0605HB-A50	
				12	AD0612HB-A50	
				24	AD0624HB-A50	
80×80×15	19.42	(9.17)	31.0	12	AD0812HB-D71	20
				24	AD0824HB-D71	
80×80×20	25.00	(11.8)	28.7	12	AD0812MB-C70	21
				24	AD0824MB-C70	
	30.82	(14.55)	34.0	12	AD0812HB-C70	
				24	AD0824HB-C70	
80×80×25 LOW-NOISE FAIBLE BRUIT	23.01	(10.9)	21.4	12	AD812LB-A70	24
				24	AD0824LB-A70	
	29.77	(14.05)	26.0	12	AD0812MB-A70	
				24	AD0824MB-A70	
	37.54	(17.72)	32.3	12	AD0812HB-A70	
				24	AD0824HB-A70	
92×92×15	24.72	(11.67)	31.0	12	AD0912HB-D71	25
				24	AD0924HB-D71	
92×92×20	40.50	(19.12)	31.0	12	AD0912MB-C70	26
				24	AD0924MB-C70	
	46.30	(21.85)	34.0	12	AD0912HB-C70	
				24	AD0924HB-C70	

LIST OF MODELS — LISTE DES REFERENCES

SIZES DIMENSIONS mm	AIR FLOW DEBIT CFM	(l/s)	NOISE BRUIT dB(A)	VOLTAGES TENSIONS V	MODEL REFERENCES	PAGE
92×92×25	27.52	(12.99)	22.0	12	AD0912LB-A70	29
LOW-NOISE				24	AD0924LB-A70	
FAIBLE BRUIT						
	35.35	(16.69)	27.0	12	AD0912MB-A70	
				24	AD0924MB-A70	
	41.21	(19.45)	31.5	12	AD0912HB-A70	
				24	AD0924HB-A70	
120×120×25	43.22	(20.40)	32.1	12	AD1212LB-A71	30
				24	AD1224LB-A71	
				48	AD1248LB-A71	
	49.83	(23.52)	36.6	12	AD1212MB-A71	
				24	AD1224MB-A71	
				48	AD1248MB-A71	
	60.00	(28.32)	42.3	12	AD1212HB-A71	
				24	AD1224HB-A71	
				48	AD1248HB-A71	
120×120×32	70.60	(33.32)	35.0	12	AD1212LB-B51	31
				24	AD1224LB-B51	
				48	AD1248LB-B51	
	84.70	(40.00)	40.0	12	AD1212MB-B51	
				24	AD1224MB-B51	
				48	AD1248MB-B51	
	95.35	(45.00)	47.0	12	AD1212HB-B51	
				24	AD1224HB-B51	
				48	AD1248HB-B51	
120×120×38	68.30	(32.23)	34.0	12	AD1212LB-F51	33
				24	AD1224LB-F51	
				48	AD1248LB-F51	
	88.97	(41.99)	40.0	12	AD1212MB-F51	
				24	AD1224MB-F51	
				48	AD1248MB-F51	
	108.23	(51.08)	47.0	12	AD1212HB-F51	
				24	AD1224HB-F51	
				48	AD1248HB-F51	
120×120×32	26.61	(12.56)	45.0	24	AD2524MB	34
(英)BLOWER						
(法)VENTILATEUR CENTRIFUGE						
ϕ172×51	134.20	(63.34)	44.0	24	AD7224MB	35
	204.80	(96.67)	55.0	24	AD7224HB	35
	176.57	(83.34)	51.0	38	AD7238MB	35
ϕ172×ϕ150×38	194.23	(91.68)	59.0	12	AD7312MB	36

AIR MESUREMENT

CARATERISTIQUES AERAULIQUES

Determination of the air performance curves is obtained by using the double chamber method based on AMCA standard .
The difference between the pressures before and after the nozzle (differential pressure Pn) is measured so as to obtain the air flow at the nozzle and the different pressure between those in the two chambers (static pressure Ps) . The air flow is calculated from the differential pressure by using equation (A) . The auxiliary blower enables to cancel out the aerodynamic resistance .

Les mesures sont effectuées suivant la méthode de double chambres basée sur la norme standard AMCA .
La difference entre les pressions à l'entrée et à la sortie de l'orifice (Pression differentielle Pn)est mesurée afin d'obtenir le debit d'air à l'orifice ainsi que les pressions dans les deux chambres (Pression statique Ps) . Le débit est ensuite calculé à partir de la pression differentielle en utilisant la formule (A)
Le ventilateur auxilaire a pour but d'annuler la résistance du dispositif de mesure,ce qui permet de simuler le fonctionnement à ouïe libre pour le ventilateur à l'essai.

Conversion chart

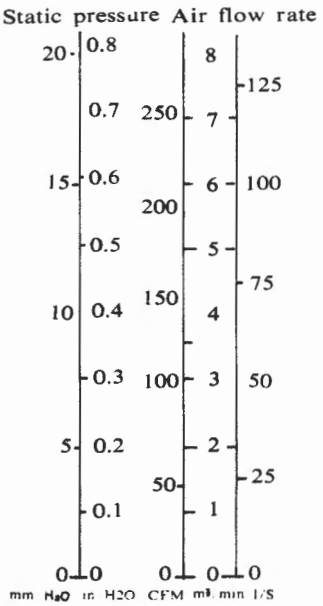

(Pressure) 1mm H_2O = 0.04in/H_2O
(Flow) 1 ℓ s = 2.12ft³/min(CFM) = 3.6m³ h = 0.06m³/min
(Velocity) 1m/s = 3.28ft/s

Lattice designed to stabilze air flow

Test fan

Ventilateur à l'essai

Tamis designé à assurer une stabilisation des filets d'air

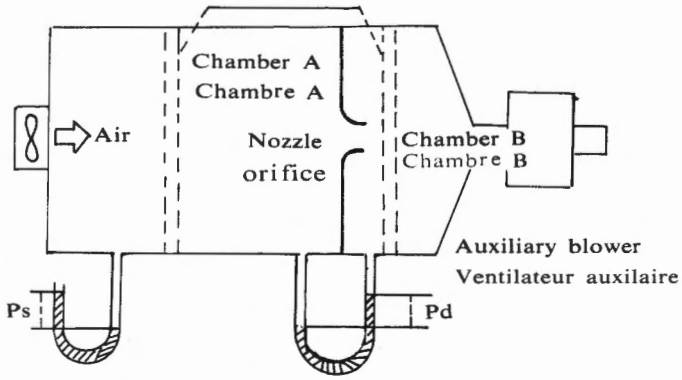

Tube de pitot-venturi designè á mesurer la pression statique

Pitot-venturi for static pressure measurement

Pitot-venturi for air delivery measurement

Tube de pitot-venturi designè á mesurer le débit

$Q = 60\ AV$.....(A)

where

Q : Air flow rate (m^3/min)

A : Nozzle sectional area = $\pi/4\ D^2$ (m^2)

V : Average flow velocity from nozzle

$= \sqrt{2g\frac{P_n}{r}}$ (m/s)

r : Specific fravity (kg/m^3) of air ($r = 1.2 kg/m^3$ at 20°C, 1 atm)

g : Gravitational acceleration = 9.8 m/S^2

Pn : Differential pressure (mm H_2O)

Ps : Static pressure (mm H_2O)

NOISE LEVEL DATA

Measurements of noise levels are made in accordance with CNS 8T 53 (which is very close to DIN 45635) in a sound proof chamber with a sound level Lp < 15 dBA . A microphone is placed 1 meter from the center line of the fan under test which is supported on elastic mounts in the center of the test room . The fan is then run free blowing,without resistance to airflow .

LIFE

The Simplified mechanical and electrical design ; the choices of materials , bearings and lubricants make ADDA fans excellent reliability .

ADDA ensures Systematic control of quality in all aspects of the production proces . The inspection and test of bought-in material and components are rigorous process. The following parameters are checked on 100% basis at every stage of production :

- fan speed
- noise
- vibration
- current
- power consumption
- time to reach nominal speed
- visual control of the appeareance
- functional dimension

$Q = 60\ AV$..... (A)

où

Q : Debit (m^3/min)

A : Section d'orifice = $\pi/4\ D^2$ (m^2)

V : vitesse moyenne du debit d'air venant de la lance

$= \sqrt{2g\frac{P_n}{r}}$ (m/s)

r : gravite specifique d'air (kg/m^3) ($r = 1.2 kg/m^3$ à 20°C, 1 atm)

g : acceleration de la pesanteu = 9.8 m/s^2

Pn : Pression differentielle (mm H_2O)

Ps : Pression statique (mm H_2O)

NIVEAU SONORE

La mesure des caracteristiques acoustiques est effectuée selon la norme CNS 8T 53 (qui est très proche de DIN 45635) dans une chambre sourde où le niveau sonore Lp<est 15 dBA . Le micro est placé à une distance d' lm dans l'axe du ventilateur a l' essai , côté aspiration . Le ventilateur fonctionnant à ouïe libre est suspendu à l'aide d'un dispositif anti-vibratil au centre de la chambre sourde

DUREE DE VIE

Très grande simplicité dans la conception mécanique et électrique ; l'équilibrage très précis ; le choix des composants ; des paliers ; lubrifiants donnent aux ventilateurs ADDA une durée de vie très elevée. En outre, ADDA assure systematiquement un contrôle de qualité dans tous les aspects du processus de production . Le contrôle des matières et des pièces detachées est très rigoureux .

Les vérifications suivantes sont effectuées à tous les niveaux de production :

- vitesse
- bruit
- vibration
- courant
- puissance de consommation
- temps de mise en vitesse
- contrôle visuel de la présentation
- dimensions fonctionnelles

AD02

25×25×10

VOLTAGE AVAILABLE TENSION DISPONIBLE			
5	12	24	48
	■		

SPOT COOLING,ALSO SUITABLE FOR SMALL SPACE REQUIREMENTS-LAP-TOPS PC'S AND NOTEBOOK, PC.

VENTILATION PONCTUELLE, ORDINATEURS LAPTOPS ET NOTEBOOKS.



PRESSURE
PRESSION

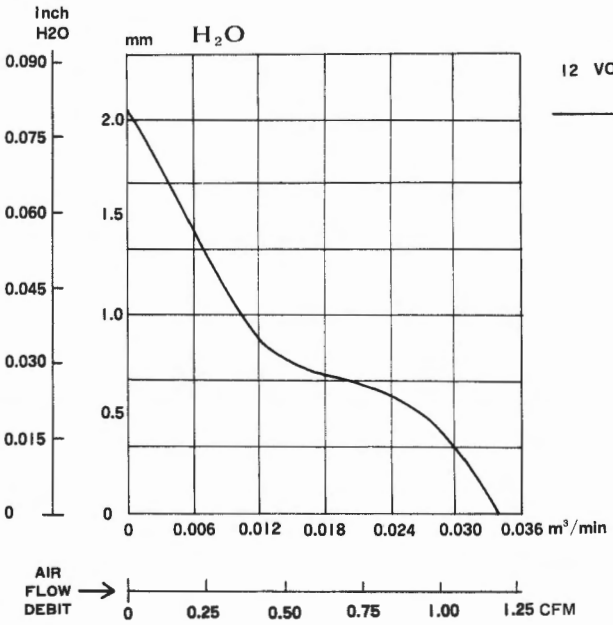

12 VOLT

HI

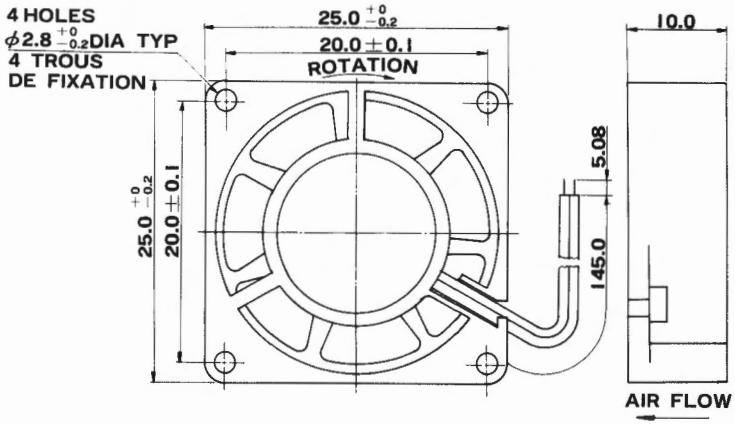

Other technical characteristics are available on request
D'autres caracteristiques techniques sont disponibles sur demande

MODEL REFERENCE	NOMINAL VOLTAGE (V) TENSION NOMINALE (V)	INPUT CURRENT (A) INTENSITE LIGNE (A)	INPUT POWER (W) PUISSANCE ABSORBEE (W)	SPEED (rpm) VITESSE (TR/MIN)	AIR FLOW (CFM) DEBIT (CFM)	STATIC PRESSURE (INCH-H20) PRESSION STATIQUE (INCH-H20)	NOISE LEVEL (dB A) BRUIT (dB A)	WEIGHT (g) POIDS (g)
AD0212HB-G71	12	0.08	0.96	12000	1.24	0.08	35	8

AD04

40 × 40 × 10

VOLTAGE AVAILABLE TENSION DISPONIBLE			
5	12	24	48
■	■	□	□

SPOT COOLING,ALSO SUITABLE FOR SMALL SPACE REQUIREMENTS-LAP-TOPS AND PC'S.

VENTILATION PONCTUELLE, ORDINATEURS PORTABLES LAPTOPS ET NOTEBOOKS.



PRESSURE
PRESSION

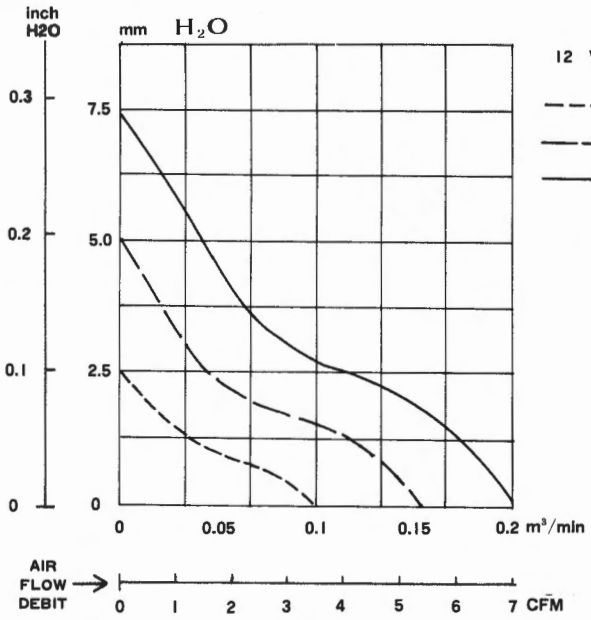

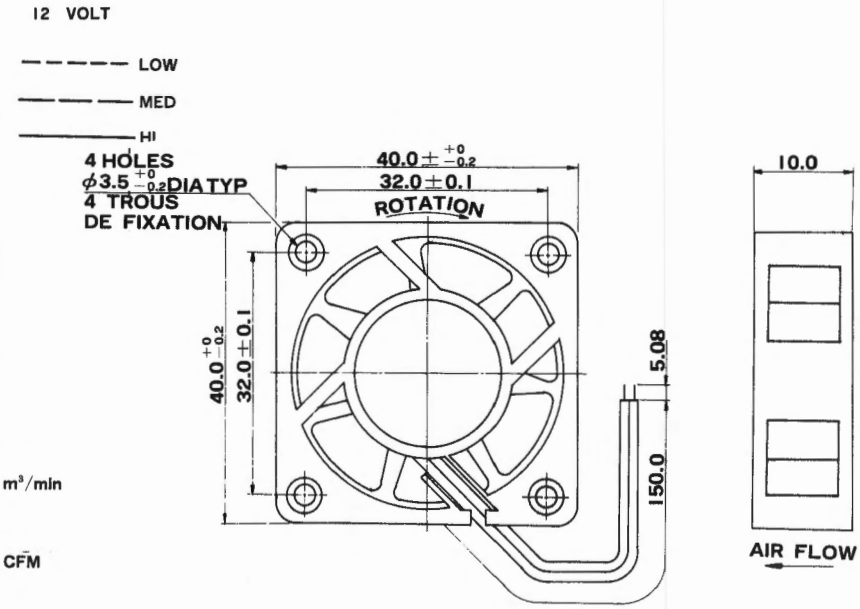

Other technical characteristics are available on request

MODEL REFERENCE	NOMINAL VOLTAGE (V) TENSION NOMINALE (V)	INPUT CURRENT (A) INTENSITE LIGNE (A)	INPUT POWER (W) PUISSANCE ABSORBEE (W)	SPEED (rpm) VITESSE (TR/MIN)	AIR FLOW (CFM) DEBIT (CFM)	STATIC PRESSURE (INCH-H20) PRESSION STATIQUE (INCH-H20)	NOISE LEVEL (dB A) BRUIT (dB A)	WEIGHT (g) POIDS (g)
AD0412LB-G71	12	0.07	0.84	5000	3.53	0.100	23.0	24
AD0412MB-G71	12	0.10	1.20	6000	5.30	0.197	31.0	
AD0412HB-G71	12	0.12	1.44	7000	7.07	0.294	37.0	

AD04

40×40×13

SPOT COOLING,ALSO SUITABLE FOR SMALL SPACE REQUIREMENTS-LAP-TOPS AND PC'S.

VENTILATION PONCTUELLE, ORDINATEURS PORTABLES LAPTOPS ET NOTEBOOKS.

VOLTAGE AVAILABLE TENSION DISPONIBLE			
5	12	24	48
■	■	□	□



PRESSURE
PRESSION

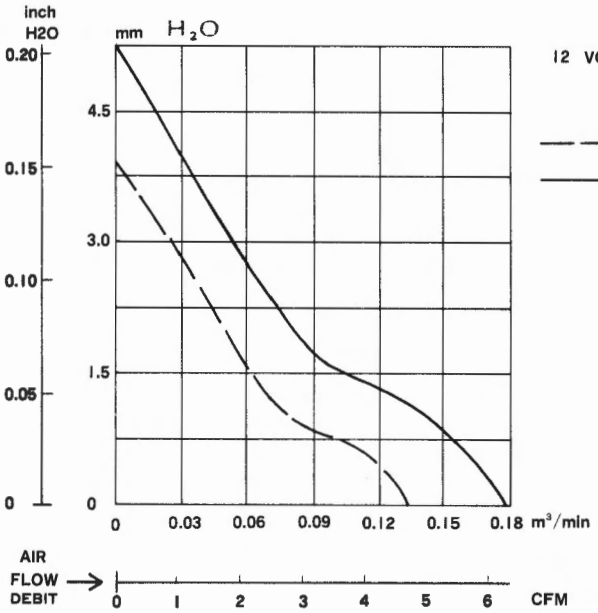

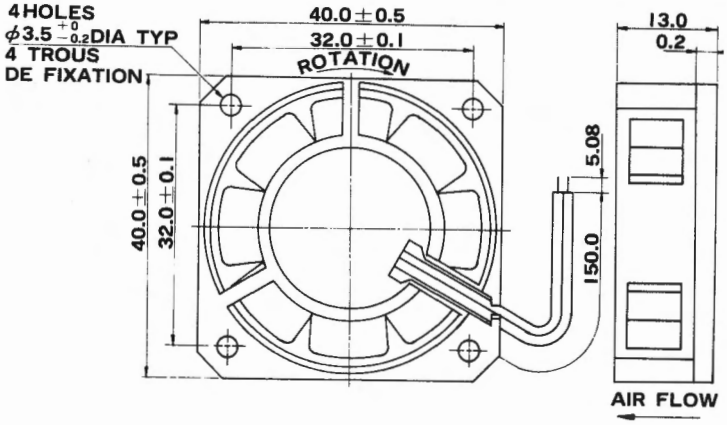

Other technical characteristics are available on request
D'autres caracteristiques techniques sont disponibles sur demande

MODEL REFERENCE	NOMINAL VOLTAGE (V) TENSION NOMINALE (V)	INPUT CURRET (A) INTENSITE LIGNE (A)	INPUT POWER (W) PUISSANCE ABSORBEE (W)	SPEED (rpm) VTESSE (TR/MIN)	AIR FLOW (CFM) DEBIT (CFM)	STATIC PRESSURE (INCH-H2O) PRESSION STATIQUE (INCH-H2O)	NOISE LEVEL (dB A) BRUIT (dB A)	WEIGHT (g) POIDS (g)
AD0405MB-E81	5	0.19	0.95	5000	3.68	0.110	24.2	22
AD0406MB-E81	6	0.11	0.66	5000	3.68	0.110	24.2	
AD0412MB-E81	12	0.08	0.96	5000	3.68	0.110	24.2	
AD0412HB-E81	12	0.09	1.08	6000	4.68	0.151	29.1	

AD04

40 × 40 × 20

SPOT COOLING,ALSO SUITABLE FOR SMALL SPACE REQUIREMENTS-LAP-TOPS AND PC'S.

VENTILATION PONCTUELLE, ORDINATEURS PORTABLES LAPTOPS ET NOTEBOOKS.

VOLTAGE AVAILABLE TENSION DISPONIBLE			
5	12	24	48



PRESSURE
PRESSION

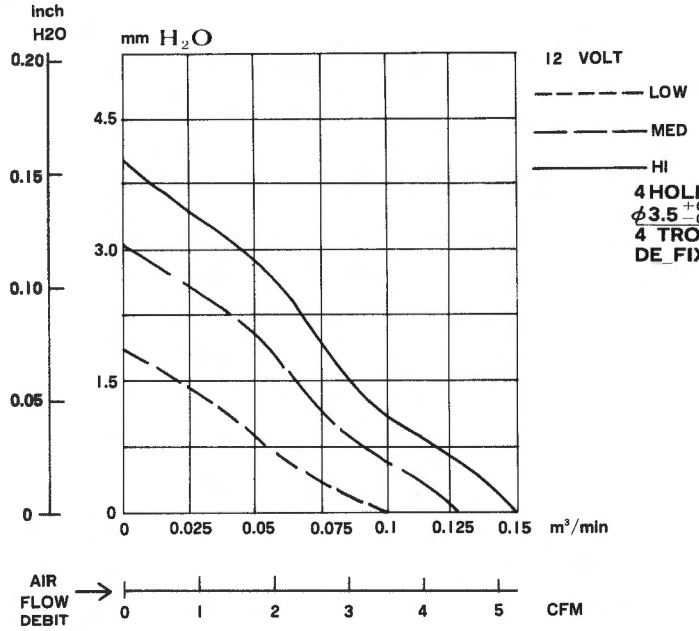

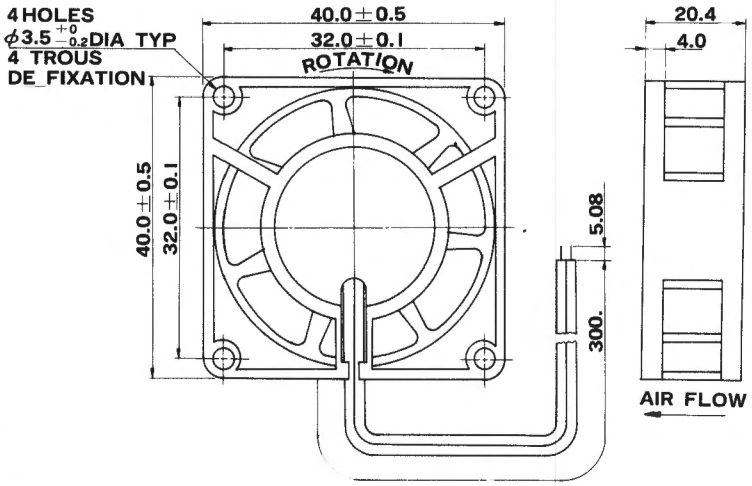

Other technical characteristics are available on request
D'autres caracteristiques techniques sont disponibles sur demande

MODEL REFERENCE	NOMINAL VOLTAGE (V) TENSION NOMINALE (V)	INPUT CURRENT (A) INTENSITE LIGNE (A)	INPUT POWER (W) PUISSANCE ABSORBEE (W)	SPEED (rpm) VITESSE (TR/MIN)	AIR FLOW (CFM) DEBIT (CFM)	STATIC PRESSURE (INCH-H20) PRESSION STATIQUE (INCH-H20)	NOISE LEVEL (dB A) BRUIT (dB A)	WEIGHT (g) POIDS (g)
AD0412LB-C70	12	0.10	1.20	5000	3.53	0.074	21.0	34
AD0412MB-C70	12	0.13	1.56	6000	4.53	0.119	30.1	
AD0412HB-C70	12	0.15	1.80	7000	5.39	0.157	31.5	

AD05

52×52×15

VOLTAGE AVAILABLE TENSION DISPONIBLE			
5	12	24	48

SUITABLE FOR PC'S WORD PROCESSORS TEST EQUIPMENT AND POWER SUPPLIES.

VENTILATION POUR MICRO-ORDINATEUR, ALIMENTATION STABILISEE. TESTEURS.



PRESSURE
PRESSION

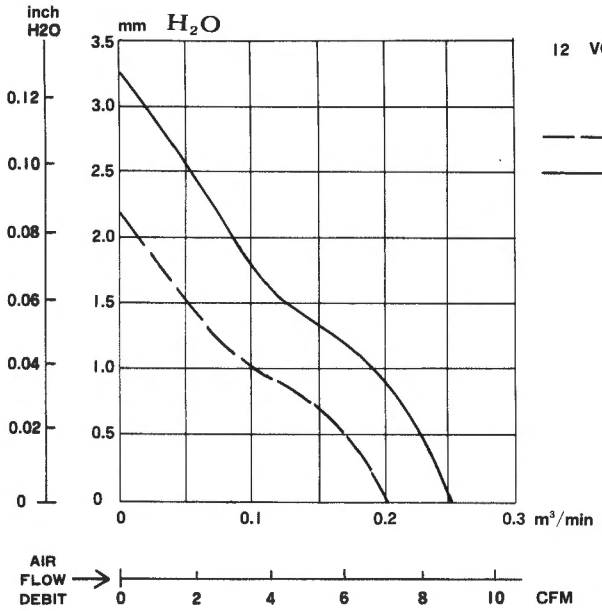

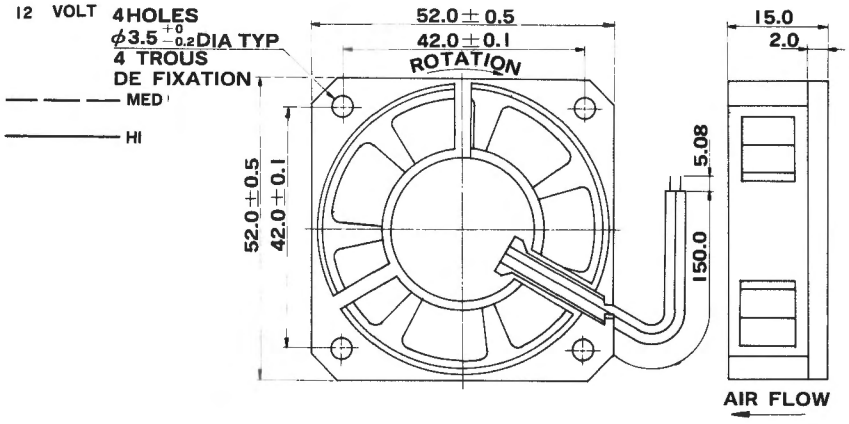

Other technical characteristics are available on request
D'autres caracteristiques techniques sont disponibles sur demande

MODEL REFERENCE	NOMINAL VOLTAGE (V) TENSION NOMINALE (V)	INPUT CURRENT (A) INTENSITE LIGNE (A)	INPUT POWER (W) PUISSANCE ABSORBEE (W)	SPEED (rpm) VITESSE (TR/MIN)	AIR FLOW (CFM) DEBIT (CFM)	STATIC PRESSURE (INCH-H20) PRESSION STATIQUE (INCH-H20)	NOISE LEVEL (dB A) BRUIT (dB A)	WEIGHT (g) POIDS (g)
AD0512MB-D71	12	0.07	0.84	3700	7.24	0.085	22.0	55
AD0512HB-D71	12	0.10	1.20	4600	9.00	0.128	27.0	
AD0524MB-D71	24	0.04	0.96	3700	7.24	0.085	22.0	
AD0524HB-D71	24	0.05	1.20	4600	9.00	0.128	27.0	

AD06

60×60×10

VOLTAGE AVAILABLE TENSION DISPONIBLE			
5	12	24	48
■	■	□	□

SUITABLE FOR PC'S WORD PROCESSORS TEST EQUIPMENT AND POWER SUPPLIES.

VENTILATION POUR MICRO-ORDINATEUR, ALIMENTATION STABILISEE TESTEURS.



PRESSURE
PRESSION

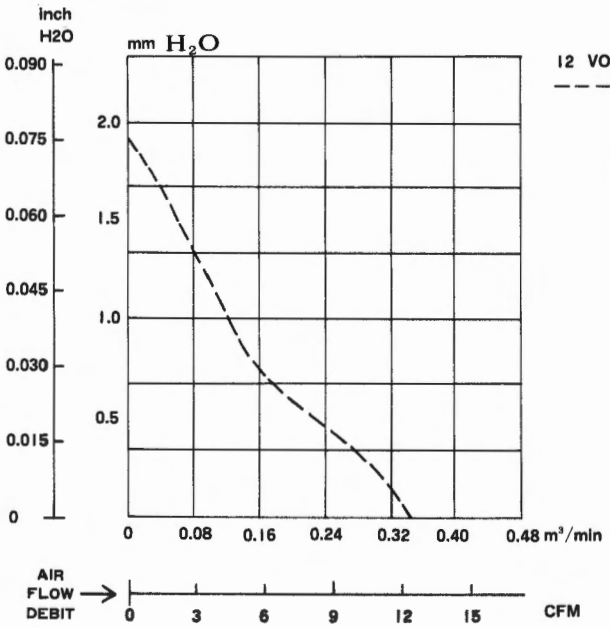

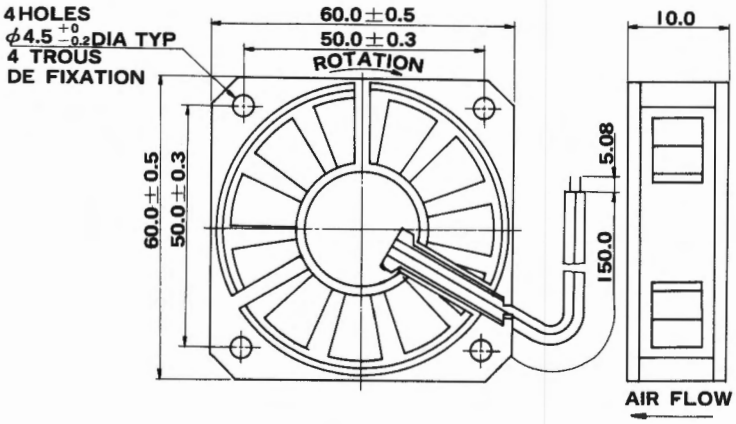

Other technical characteristics are available on request
D'autres caracteristiques techniques sont disponibles sur demande

MODEL REFERENCE	NOMINAL VOLTAGE (V) TENSION NOMINALE (V)	INPUT CURRENT (A) INTENSITE LIGNE (A)	INPUT POWER (W) PUISSANCE ABSORBEE (W)	SPEED (rpm) VITESSE (TR/MIN)	AIR FLOW (CFM) DEBIT (CFM)	STATIC PRESSURE (INCH-H20) PRESSION STATIQUE (INCH-H20)	NOISE LEVEL (dB A) BRUIT (dB A)	WEIGHT (g) POIDS (g)
AD0612LB-G11	12	0.1	1.2	3500	12.36	0.075	28.0	27

AD06

60 × 60 × 15

VOLTAGE AVAILABLE TENSION DISPONIBLE			
5	12	24	48
■	■	□	□

SUITABLE FOR PC'S WORD PROCESSORS TEST EQUIPMENT AND POWER SUPPLIES.

VENTILATION POUR MICRO-ORDINATEUR, ALIMENTATION STABILISEE. TESTEURS.



PRESSURE
PRESSION

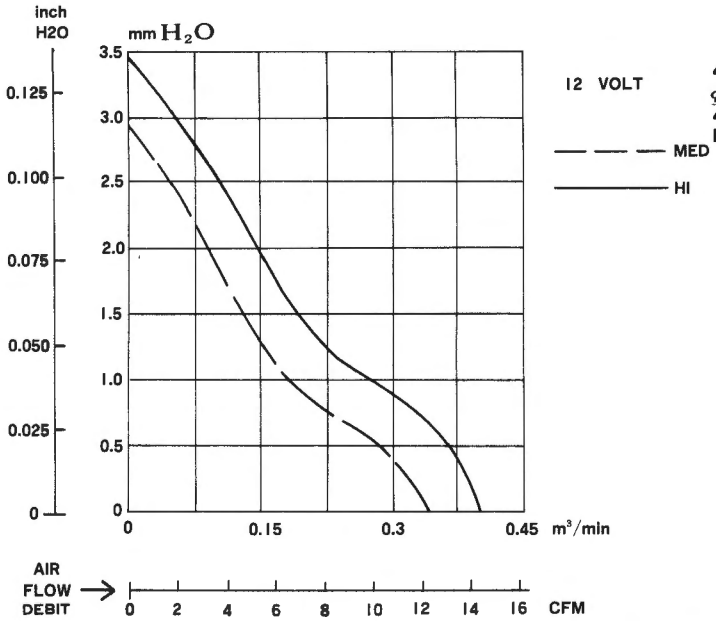

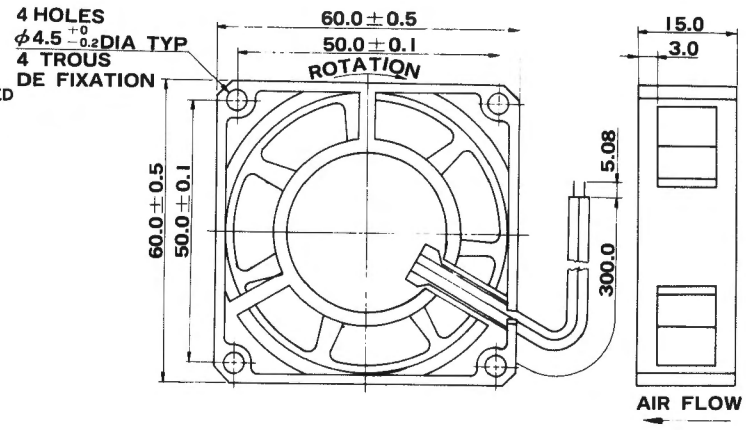

Other technical characteristics are available on request
D'autres caracteristiques techniques sont disponibles sur demande

MODEL REFERENCE	NOMINAL VOLTAGE (V) TENSION NOMINALE (V)	INPUT CURRENT (A) INTENSITE LIGNE (A)	INPUT POWER (W) PUISSANCE ABSORBEE (W)	SPEED (rpm) VITESSE (TR/MIN)	AIR FLOW (CFM) DEBIT (CFM)	STATIC PRESSURE (INCH-H20) PRESSION STATIQUE (INCH-H20)	NOISE LEVEL (dB A) BRUIT (dB A)	WEIGHT (g) POIDS (g)
AD0605HB-D71	5	0.27	1.35	4500	14.29	0.136	31.7	38
AD0606HB-D71	6	0.19	1.14	4500	14.29	0.136	31.7	
AD0612MB-D71	12	0.08	0.96	3900	12.25	0.115	30.7	
AD0612HB-D71	12	0.09	1.08	4500	14.29	0.136	31.7	

AD06

NEW

LOW-NOISE

GOLD LABEL



60×60×15

VOLTAGE AVAILABLE TENSION DISPONIBLE			
5	12	24	48
■	■	□	□

SUITABLE FOR PC'S WORD PROCESSORS TEST EQUIPMENT AND POWER SUPPLIES.

VENTILATION POUR MICRO-ORDINATEUR, ALIMENTATION STABILISEE. TESTEURS.

PRESSURE
PRESSION

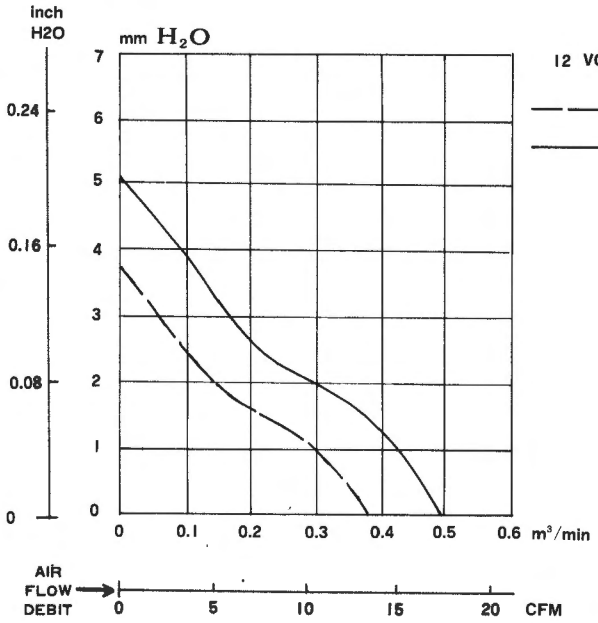

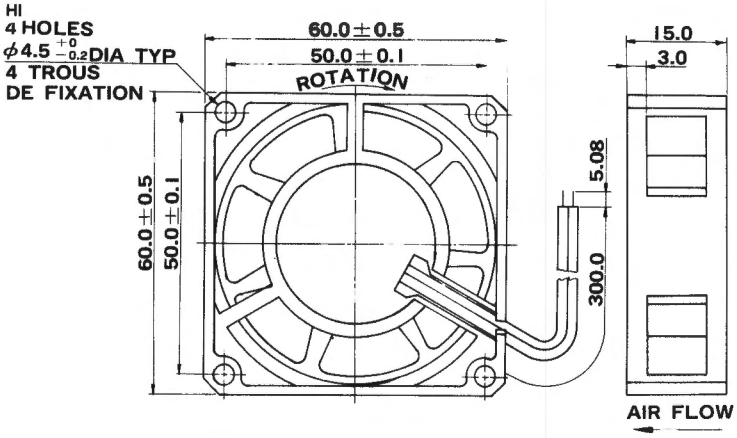

Other technical characteristics are available on request
D'autres caracteristiques techniques sont disponibles sur demande

MODEL / REFERENCE	NOMINAL VOLTAGE (V) / TENSION NOMINALE (V)	INPUT CURRENT (A) / INTENSITE LIGNE (A)	INPUT POWER (W) / PUISSANCE ABSORBEE (W)	SPEED (rpm) / VITESSE (TR/MIN)	AIR FLOW (CFM) / DEBIT (CFM)	STATIC PRESSURE (INCH-H20) / PRESSION STATIQUE (INCH-H20)	NOISE LEVEL (dB A) / BRUIT (dB A)	WEIGHT (g) / POIDS (g)
AD0612MB-D71	12	0.09	1.08	3900	13.77	0.144	30.0	38
AD0612HB-D71	12	0.10	1.20	4500	17.06	0.205	31.3	

AD06

60 × 60 × 20

VOLTAGE AVAILABLE TENSION DISPONIBLE			
5	12	24	48
■	■	■	□

SUITABLE FOR PC'S WORD PROCESSORS TEST EQUIPMENT AND POWER SUPPLIES.

VENTILATION POUR MICRO-ORDINATEUR, TESTEURS. ALIMENTATION STABILISEE.



PRESSURE
PRESSION

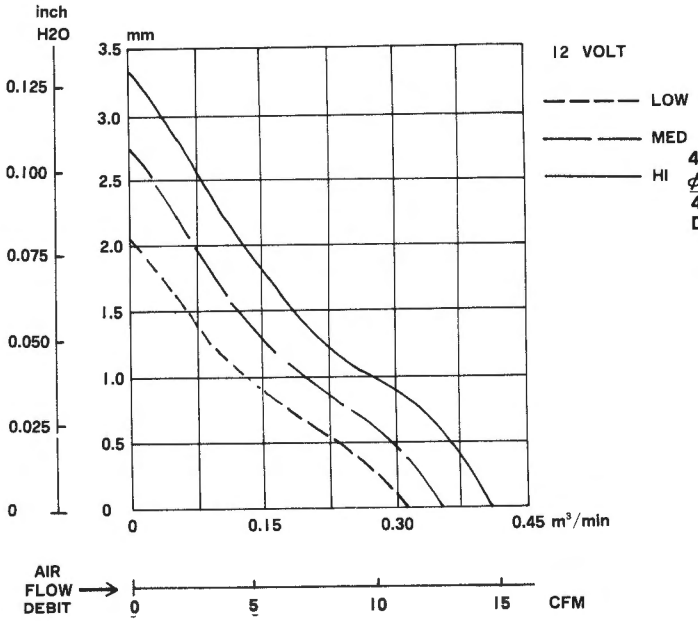

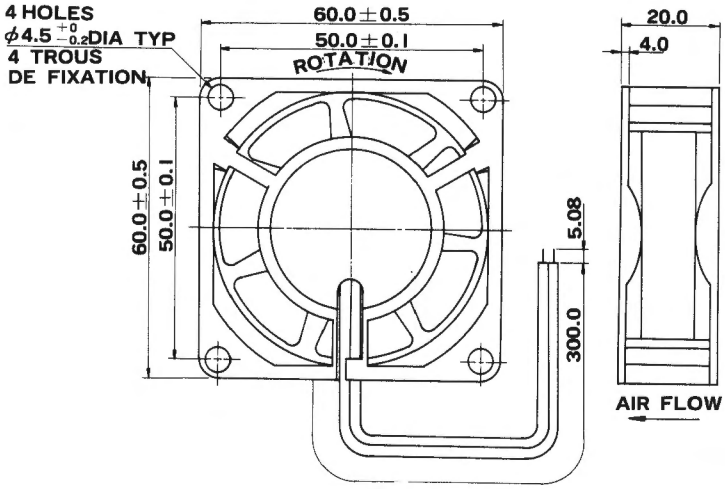

Other technical characteristics are available on request
D'autres caracteristiques techniques sont disponibles sur demande

MODEL REFERENCE	NOMINAL VOLTAGE (V) TENSION NOMINALE (V)	INPUT CURRENT (A) INTENSITE LIGNE (A)	INPUT POWER (W) PUISSANCE ABSORBEE (W)	SPEED (rpm) VITESSE (TR/MIN)	AIR FLOW (CFM) DEBIT (CFM)	STATIC PRESSURE (INCH-H20) PRESSION STATIQUE (INCH-H20)	NOISE LEVEL (dB A) BRUIT (dB A)	WEIGHT (g) POIDS (g)
AD0612LB-C70	12	0.07	0.84	3500	11.12	0.081	24.9	49.2
AD0612MB-C70	12	0.08	0.96	3900	12.56	0.110	26.4	
AD0612HB-C70	12	0.09	1.08	4500	14.47	0.132	29.3	
AD0624MB-C70	24	0.08	1.92	3900	12.56	0.110	26.4	
AD0624HB-C70	24	0.09	2.16	4500	14.47	0.132	29.3	

AD06

NEW

LOW-NOISE GOLD LABEL



60 × 60 × 20

VOLTAGE AVAILABLE TENSION DISPONIBLE			
5	12	24	48
■	■	■	□

SUITABLE FOR PC'S WORD PROCESSORS TEST EQUIPMENT AND POWER SUPPLIES.

VENTILATION POUR MICRO-ORDINATEUR, ALIMENTATION STABILISEE. TESTEURS.

PRESSURE
PRESSION

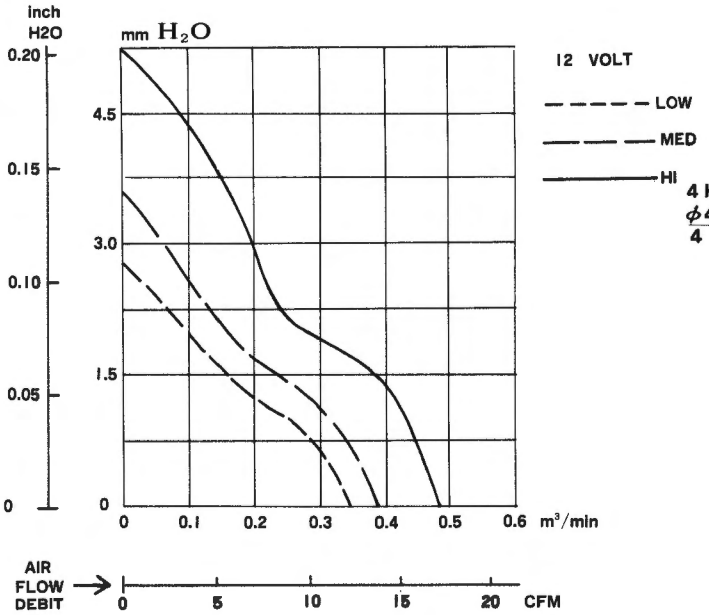

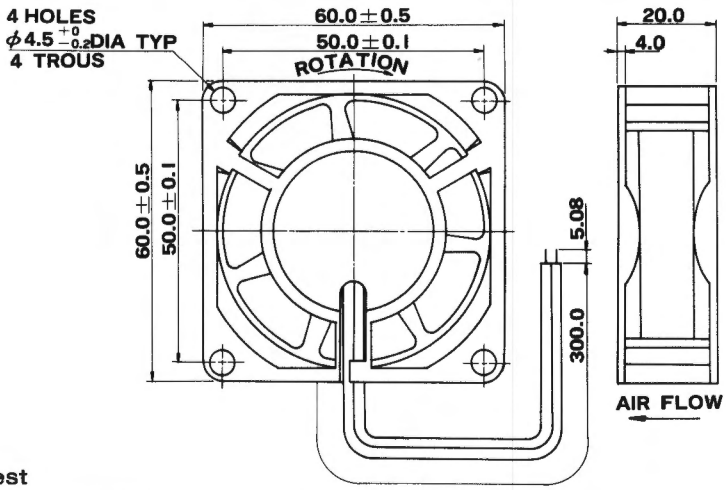

Other technical characteristics are available on request
D'autres caracteristiques techniques sont disponibles sur demande

MODEL REFERENCE	NOMINAL VOLTAGE (V) TENSION NOMINALE (V)	INPUT CURRENT (A) INTENSITE LIGNE (A)	INPUT POWER (W) PUISSANCE ABSORBEE (W)	SPEED (rpm) VITESSE (TR/MIN)	AIR FLOW (CFM) DEBIT (CFM)	STATIC PRESSURE (INCH-H20) PRESSION STATIQUE (INCH-H20)	NOISE LEVEL (dB A) BRUIT (dB A)	WEIGHT (g) POIDS (g)
AD0612LB-C70	12	0.08	0.96	3500	12.12	0.108	22.7	49.2
AD0612MB-C70	12	0.09	1.08	3900	14.08	0.139	25.7	
AD0612HB-C70	12	0.10	1.20	4500	17.24	0.201	29.7	
AD0624MB-C70	24	0.09	2.16	3900	14.08	0.139	25.7	
AD0624HB-C70	24	0.10	2.4	4500	17.24	0.201	29.7	

AD06

60 × 60 × 25

VOLTAGE AVAILABLE TENSION DISPONIBLE			
5	12	24	48
■	■	■	□

SUITABLE FOR PC'S WORD PROCESSORS TEST EQUIPMENT AND POWER SUPPLIES.
VENTILATION POUR MICRO-ORDINATEUR, ALIMENTATION STABILISEE. TESTEURS



PRESSURE
PRESSION

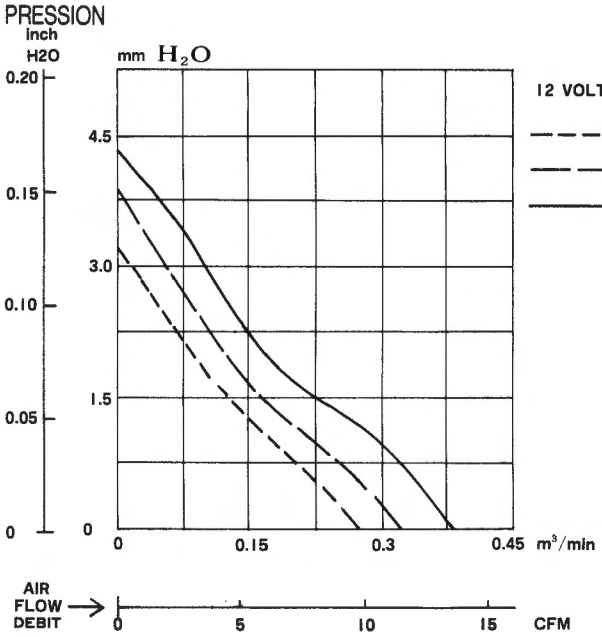

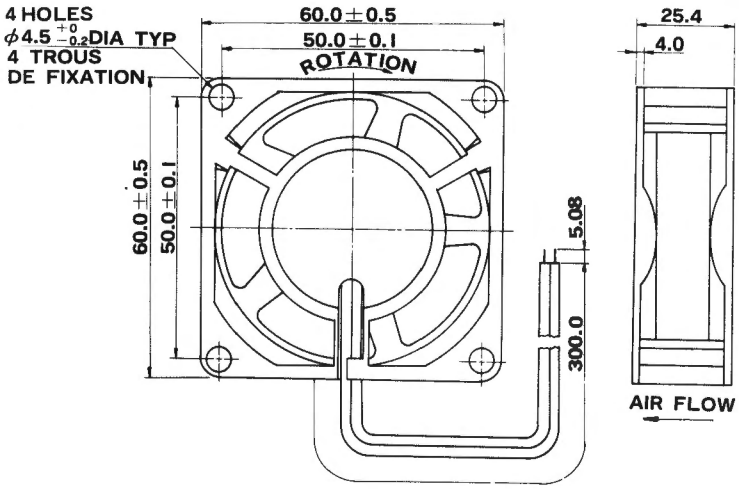

Other technical characteristics are available on request
D'autres caracteristiques techniques sont disponibles sur demande

MODEL REFERENCE	NOMINAL VOLTAGE (V) TENSION NOMINALE (V)	INPUT CURRENT (A) INTENSITE LIGNE (A)	INPUT POWER (W) PUISSANCE ABSORBEE (W)	SPEED (rpm) VITESSE (TR/MIN)	AIR FLOW (CFM) DEBIT (CFM)	STATIC PRESSURE (INCH-H20) PRESSION STATIQUE (INCH-H20)	NOISE LEVEL (dB A) BRUIT (dB A)	WEIGHT (g) POIDS (g)
AD0612LB-A50	12	0.09	1.08	3500	10.0	0.125	28.2	68.0
AD0612MB-A50	12	0.11	1.32	3900	11.4	0.150	30.4	
AD0612HB-A50	12	0.13	1.56	4500	13.7	0.165	34.3	
AD0624LB-A50	24	0.06	1.44	3500	10.0	0.125	28.2	
AD0624MB-A50	24	0.08	1.92	3900	11.4	0.150	30.4	
AD0624HB-A50	24	0.09	2.16	4500	13.7	0.165	34.3	

AD08

80×80×15

VOLTAGE AVAILABLE TENSION DISPONIBLE			
5	12	24	48

LARGER AIR FLOW LOWER NOISE.
SUITABLE FOR POWER SUPPLIES
AND MEASURING INSTRUMENTS.

GRAND DEBIT ET FAIBLE BRUIT .
ALIMENTATION POUR MICRO-ORDINATEUR,
APPAREIL DE MESURE.



PRESSURE
PRESSION

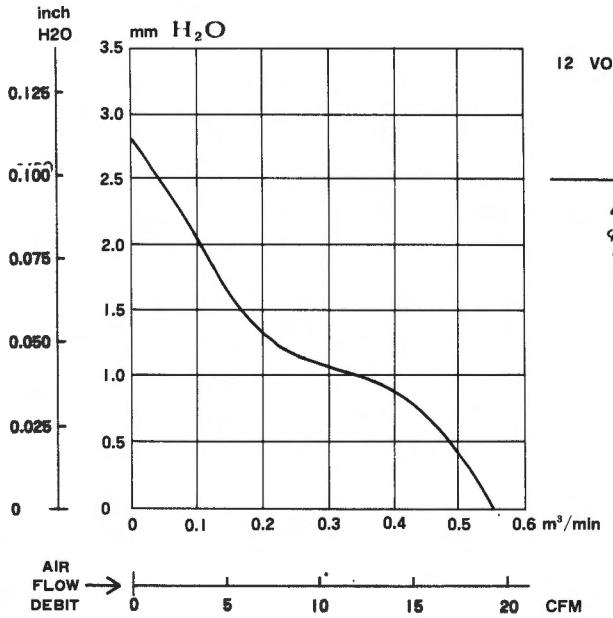

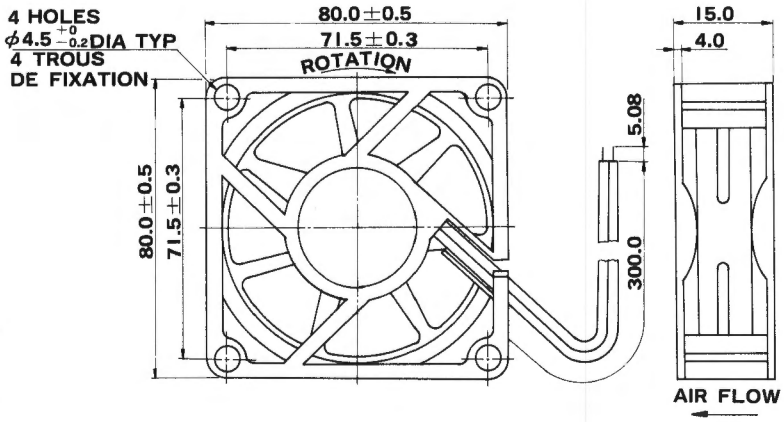

Other technical characteristics are available on request
D'autres caracteristiques techniques sont disponibles sur demande

MODEL REFERENCE	NOMINAL VOLTAGE (V) TENSION NOMINALE (V)	INPUT CURRENT (A) INTENSITE LIGNE (A)	INPUT POWER (W) PUISSANCE ABSORBEE (W)	SPEED (rpm) VITESSE (TR/MIN)	AIR FLOW (CFM) DEBIT (CFM)	STATIC PRESSURE (INCH-H20) PRESSION STATIQUE (INCH-H20)	NOISE LEVEL (dB A) BRUIT (dB A)	WEIGHT (g) POIDS (g)
AD0812HB-D71	12	0.2	2.4	3200	19.42	0.122	31.0	72
AD0824HB-D71	24	0.1	2.4	3200	19.42	0.122	31.0	

AD08

80×80×20

LARGER AIR FLOW LOWER NOISE.
SUITABLE FOR POWER SUPPLIES
AND MEASURING INSTRUMENTS.





ALIMENTATION POUR MICRO-ORDINATEUR,
APPAREIL DE MESURE.

PRESSURE
PRESSION

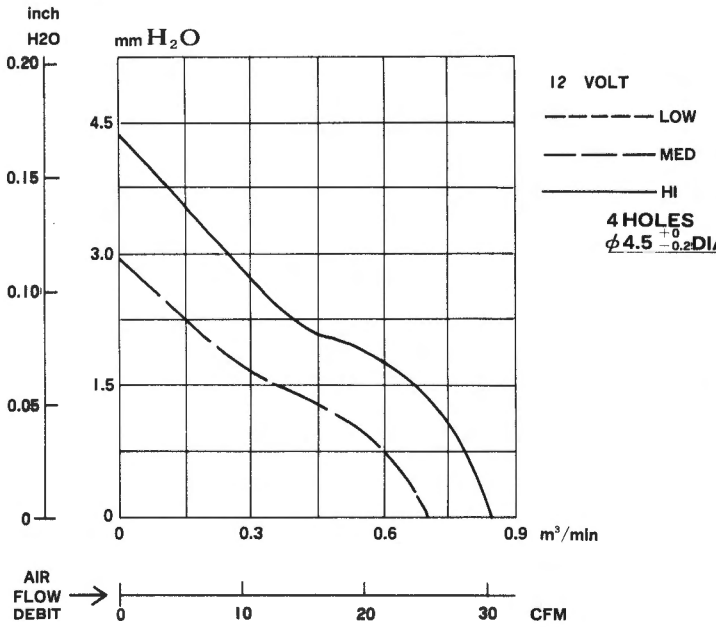

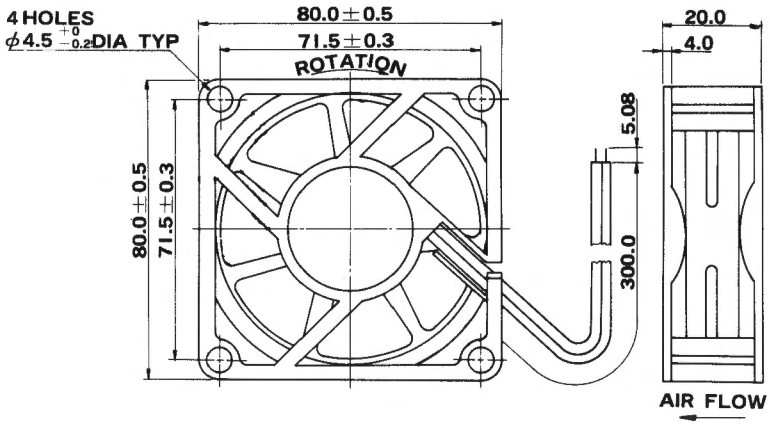

Other technical characteristics are available on request
D'autres caracteristiques techniques sont disponibles sur demande

MODEL REFERENCE	NOMINAL VOLTAGE (V) TENSION NOMINALE (V)	INPUT CURRENT (A) INTENSITE LIGNE (A)	INPUT POWER (W) PUISSANCE ABSORBEE (W)	SPEED (rpm) VITESSE (TR/MIN)	AIR FLOW (CFM) DEBIT (CFM)	STATIC PRESSURE (INCH-H20) PRESSION STATIQUE (INCH-H20)	NOISE LEVEL (dB A) BRUIT (dB A)	WEIGHT (g) POIDS (g)
AD0812MB-C70	12	0.12	1.44	2440	25.00	0.113	28.7	70.1
AD0812HB-C70	12	0.18	2.16	3010	30.82	0.170	34.0	
AD0824MB-C70	24	0.12	2.88	2440	25.00	0.113	28.7	
AD0824HB-C70	24	0.13	3.12	3010	30.82	0.170	34.0	

AD08

80×80×25-5

VOLTAGE AVAILABLE TENSION DISPONIBLE			
5	12	24	48

LARGER AIR FLOW LOWER NOISE.
SUITABLE FOR POWER SUPPLIES
AND MEASURING INSTRUMENTS.
GRAND DEBIT ET FAIBLE BRUIT. ALIMENTATION POUR,
MICRO-ORDINATEUR, APPAREIL DE MESURE.



PRESSURE
PRESSION

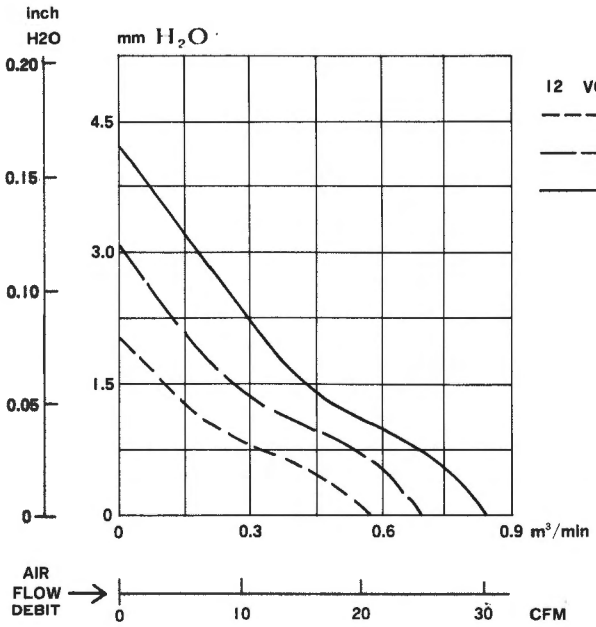

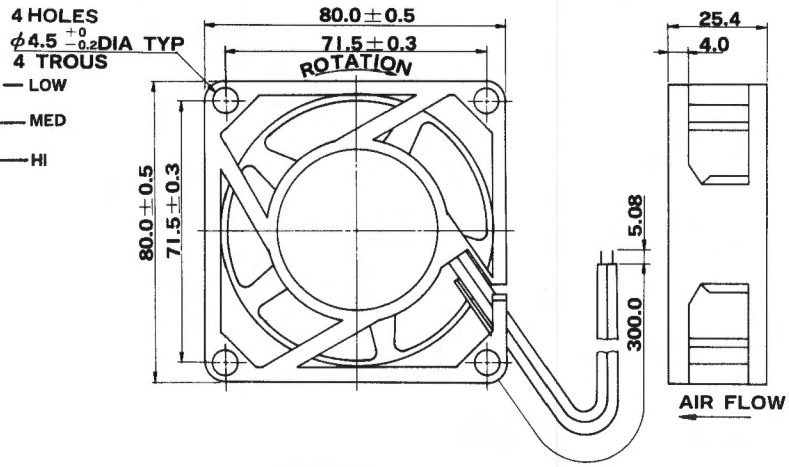

Other technical characteristics are available on request
D'autres caracteristiques techniques sont disponibles sur demande

MODEL REFERENCE	NOMINAL VOLTAGE (V) TENSION NOMINALE (V)	INPUT CURRENT (A) INTENSITE LIGNE (A)	INPUT POWER (W) PUISSANCE ABSORBEE (W)	SPEED (rpm) VITESSE (TR/MIN)	AIR FLOW (CFM) DEBIT (CFM)	STATIC PRESSURE (INCH-H20) PRESSION STATIQUE (INCH-H20)	NOISE LEVEL (dB A) BRUIT (dB A)	WEIGHT (g) POIDS (g)
AD0812LB-A50	12	0.10	1.20	2100	21.0	0.080	28.2	108.8
AD0812MB-A50	12	0.12	1.44	2550	25.0	0.120	32.5	
AD0812HB-A50	12	0.17	2.04	3000	30.0	0.165	36.3	
AD0824LB-A50	24	0.08	1.92	2100	21.0	0.080	28.2	
AD0824MB-A50	24	0.10	2.40	2550	25.0	0.120	32.5	
AD0824HB-A50	24	0.12	2.88	3000	30.0	0.165	36.3	

AD08

80×80×25-7

VOLTAGE AVAILABLE TENSION DISPONIBLE			
5	12	24	48

LARGER AIR FLOW LOWER NOISE.
SUITABLE FOR POWER SUPPLIES
AND MEASURING INSTRUMENTS.
GRAND DEBIT ET FAIBLE BRUIT. ALIMENTATION POUR,
MICRO-ORDINATEUR APPAREIL DE MESURE.



PRESSURE
PRESSION

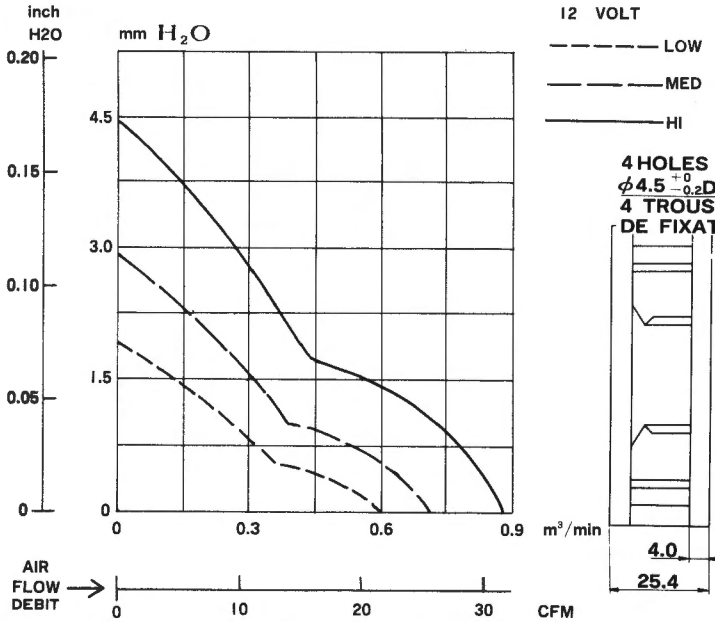

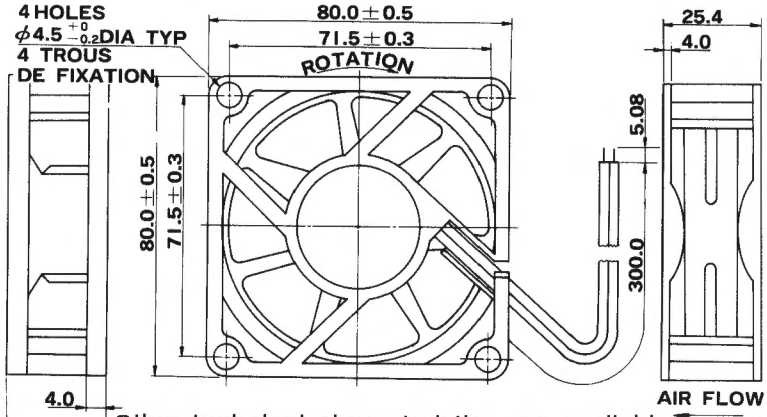

Other technical characteristics are available on request
D'autres caracteristiques techniques sont disponibles sur demande

MODEL REFERENCE	NOMINAL VOLTAGE (V) TENSION NOMINALE (V)	INPUT CURRENT (A) INTENSITE LIGNE (A)	INPUT POWER (W) PUISSANCE ABSORBEE (W)	SPEED (rpm) VITESSE (TR/MIN)	AIR FLOW (CFM) DEBIT (CFM)	STATIC PRESSURE (INCH-H20) PRESSION STATIQUE (INCH-H20)	NOISE LEVEL (dB A) BRUIT (dB A)	WEIGHT (g) POIDS (g)
AD0812LB-A70	12	0.09	1.08	2030	21.24	0.073	26.0	86
AD0812MB-A70	12	0.12	1.44	2440	25.64	0.113	29.0	
AD0812HB-A70	12	0.17	2.04	3010	31.66	0.175	34.2	
AD0824LB-A70	24	0.06	1.44	2030	21.24	0.073	26.0	
AD0824MB-A70	24	0.08	1.92	2440	25.64	0.113	29.0	
AD0824HB-A70	24	0.10	2.40	3010	31.66	0.175	34.2	

AD08

NEW

LOW-NOISE GOLD LABEL



80×80×25-7

VOLTAGE AVAILABLE TENSION DISPONIBLE			
5	12	24	48

LARGER AIR FLOW LOWER NOISE.
SUITABLE FOR POWER SUPPLIES AND MEASURING INSTRUMENTS.
GRAND DEBIT ET FAIBLE BRUIT. ALIMENTATION POUR MICRO-ORDINATEUR, APPAREIL DE MESURE.

PRESSURE
PRESSION

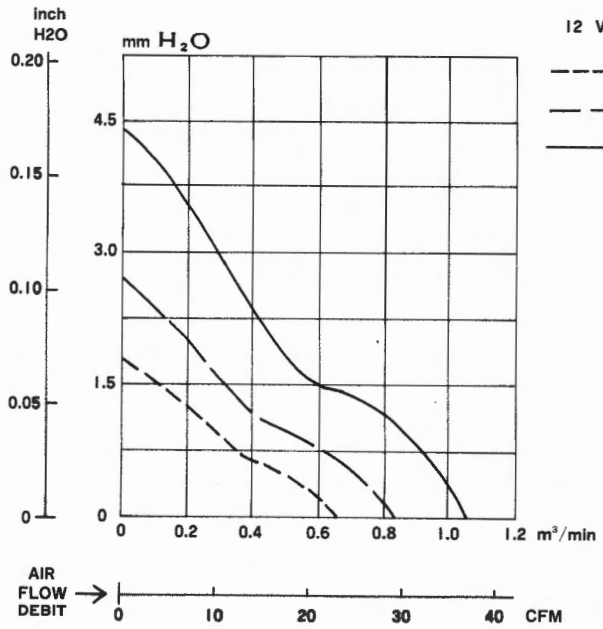

12 VOLT
LOW
MED
HI

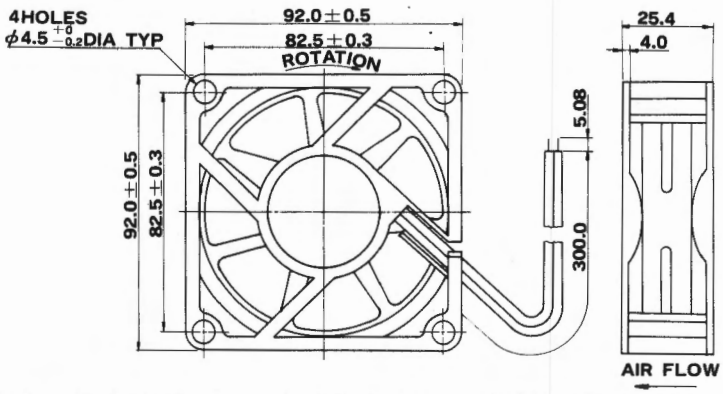

Other technical characteristics are available on request
D'autres caracteristiques techniques sont disponibles sur demande

MODEL REFERENCE	NOMINAL VOLTAGE (V) TENSION NOMINALE (V)	INPUT CURRENT (A) INTENSITE LIGNE (A)	INPUT POWER (W) PUISSANCE ABSORBEE (W)	SPEED (rpm) VITESSE (TR/MIN)	AIR FLOW (CFM) DEBIT (CFM)	STATIC PRESSURE (INCH-H20) PRESSION STATIQUE (INCH-H20)	NOISE LEVEL (dB A) BRUIT (dB A)	WEIGHT (g) POIDS (g)
AD0812LB-A70	12	0.10	1.20	2030	23.01	0.070	21.4	83.2
AD0812MB-A70	12	0.13	1.56	2440	29.77	0.105	26.0	
AD0812HB-A70	12	0.18	2.16	3010	37.54	0.171	32.3	
AD0824LB-A70	24	0.07	1.68	2030	23.01	0.070	21.4	
AD0824MB-A70	24	0.09	2.16	2440	29.77	0.105	26.0	
AD0824HB-A70	24	0.11	2.64	3010	37.54	0.171	32.3	

AD09

92×92×15

VOLTAGE AVAILABLE TENSION DISPONIBLE			
5	12	24	48

THIS FAN IS SUITABLE FOR LARGE AIR FLOW, LOW NOISE APPLICATION PERIPHERALS.
GRAND DEBIT ET FAIBLE BRUIT. VENTILATION DES PERIPHERIQUES PURIFICATEUR D'AIR.



PRESSURE
PRESSION

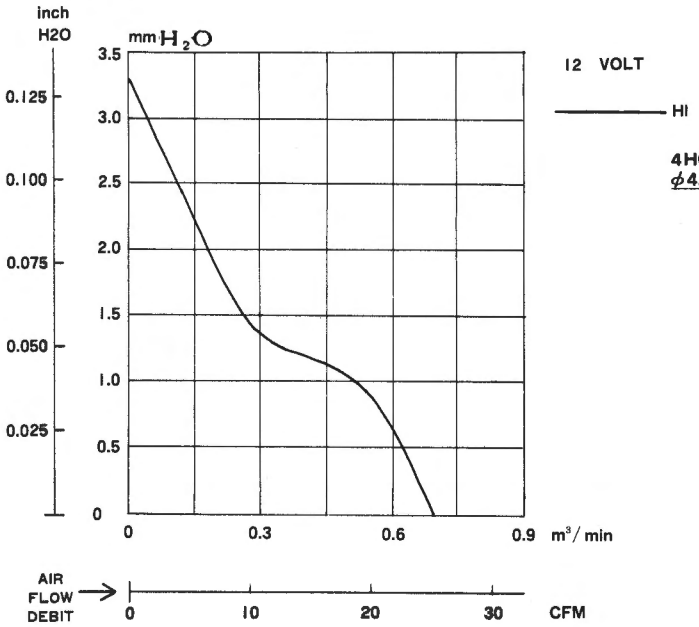

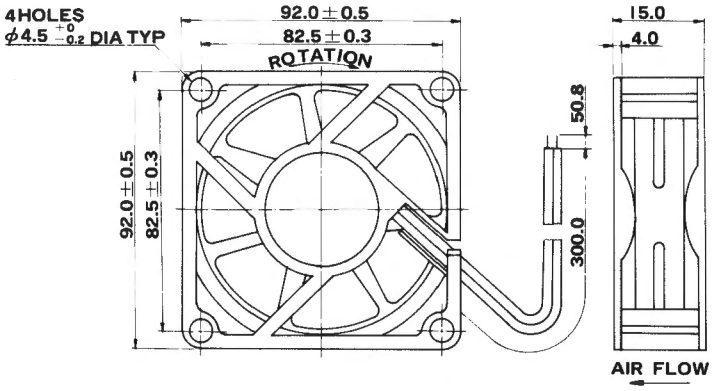

Other technical characteristics are available on request
D'autres caracteristiques techniques sont disponibles sur demande

MODEL REFERENCE	NOMINAL VOLTAGE (V) TENSION NOMINALE (V)	INPUT CURRENT (A) INTENSITE LIGNE (Amp)	INPUT POWER (W) PUISSANCE ABSORBEE (W)	SPEED (rpm) VITESSE (TR/MIN)	AIR FLOW (CFM) DEBIT (CFM)	STATIC PRESSURE (INCH-H20) PRESSION STATIQUE (INCH-H20)	NOISE LEVEL (dB A) BRUIT (dB A)	WEIGHT (g) POIDS (g)
AD0912HB-D71	12	0.2	2.4	3000	24.72	0.130	31.0	86
AD0924HB-D71	24	0.1	2.4	3000	24.72	0.130	31.0	

AD09

92×92×20

VOLTAGE AVAILABLE TENSION DISPONIBLE			
5	12	24	48
	■		

THIS FAN IS SUITABLE FOR LARGE AIR FLOW, LOW NOISE APPLICATION PERIPHERALS.
GRAND DEBIT ET FAIBLE BRUIT. VENTILATION DES PERIPHERIQUES PURIFICATEUR D'AIR.



PRESSURE
PRESSION

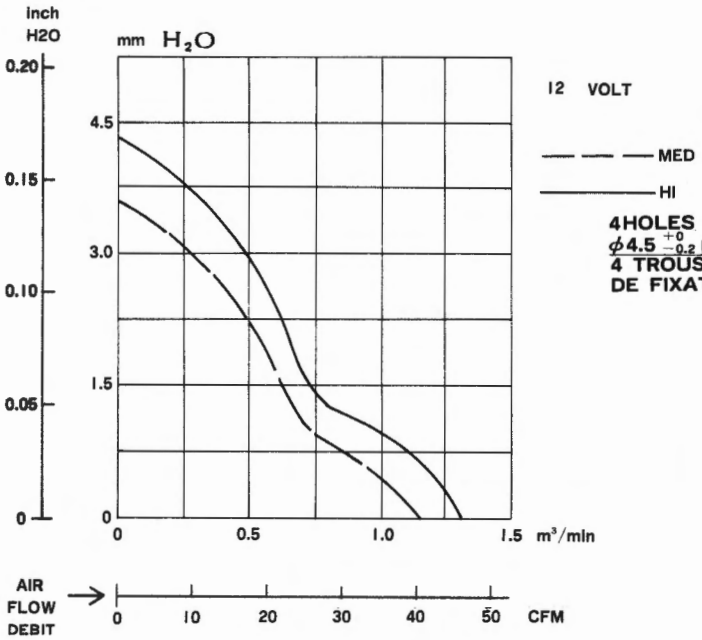

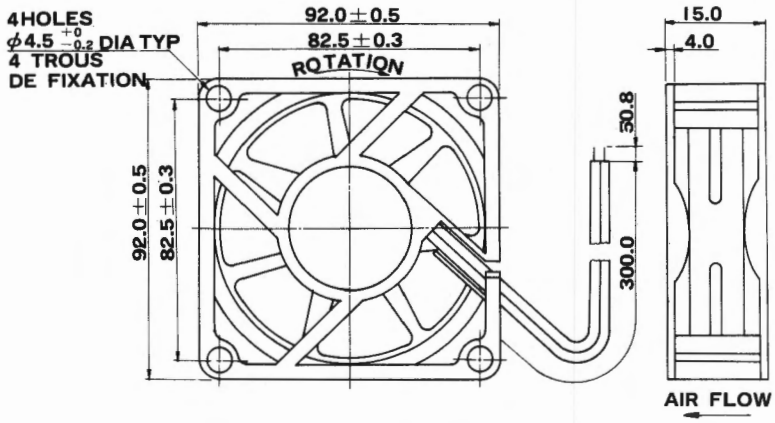

Other technical characteristics are available on request
D'autres caracteristiques techniques sont disponibles sur demande

MODEL REFERENCE	NOMINAL VOLTAGE (V) TENSION NOMINALE (V)	INPUT CURRENT (A) INTENSITE LIGNE (A)	INPUT POWER (W) PUISSANCE ABSORBEE (W)	SPEED (rpm) VITESSE (TR/MIN)	AIR FLOW (CFM) DEBIT (CFM)	STATIC PRESSURE (INCH-H20) PRESSION STATIQUE (INCH-H20)	NOISE LEVEL (dB A) BRUIT (dB A)	WEIGHT (g) POIDS (g)
AD0912MB-C70	12	0.16	1.92	2430	40.5	0.140	31.0	85.1
AD0912HB-C70	12	0.22	2.64	2740	46.3	0.170	34.0	
AD0924MB-C70	24	0.10	2.40	2430	40.5	0.140	31.0	
AD0924HB-C70	24	0.12	2.88	2740	46.3	0.170	34.0	

AD09

92×92×25-5

VOLTAGE AVAILABLE TENSION DISPONIBLE			
5	12	24	48
	■	■	

THIS FAN IS SUITABLE FOR LARGE AIR FLOW, LOW NOISE APPLICATION

GRAND DEBIT ET FAIBLE BRUIT. VENTILATION DES PERIPHERIQUES PURIFICATEUR D'AIR.



PRESSURE
PRESSION

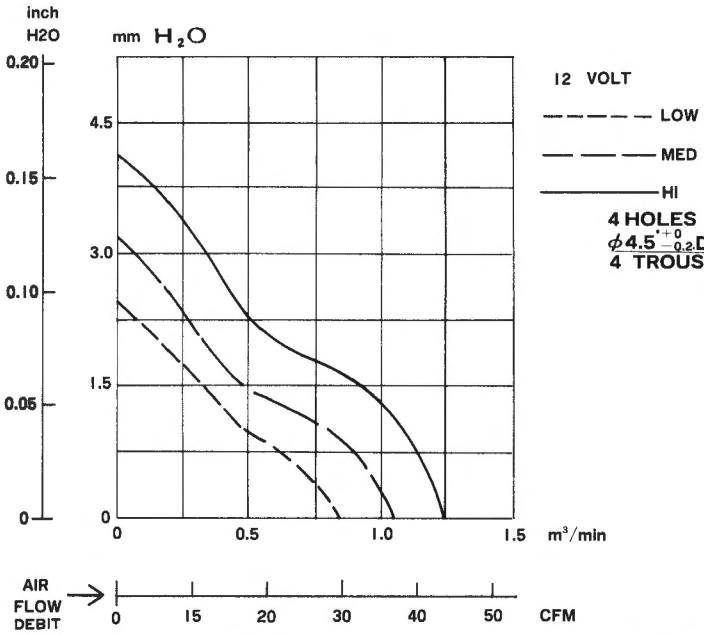

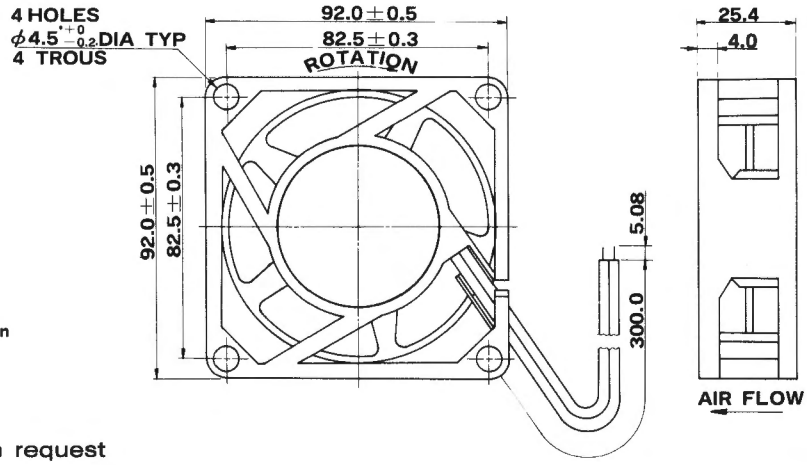

Other technical characteristics are available on request
D'autres caracteristiques techniques sont disponibles sur demande

MODEL REFERENCE	NOMINAL VOLTAGE (V) TENSION NOMINALE (V)	INPUT CURRENT (A) INTENSITE LIGNE (A)	INPUT POWER (W) PUISSANCE ABSORBEE (W)	SPEED (rpm) VITESSE (TR/MIN)	AIR FLOW (CFM) DEBIT (CFM)	STATIC PRESSURE (INCH-H20) PRESSION STATIQUE (INCH-H20)	NOISE LEVEL (dB A) BRUIT (dB A)	WEIGHT (g) POIDS (g)
AD0912LB-A50	12	0.15	1.80	2100	30.0	0.095	28.0	124.6
AD0912MB-A50	12	0.18	2.16	2550	37.0	0.126	34.0	
AD0912HB-A50	12	0.26	3.12	3000	43.0	0.160	38.0	
AD0924LB-A50	24	0.10	2.40	2100	30.0	0.095	28.0	
AD0924MB-A50	24	0.12	2.88	2550	37.0	0.126	34.0	
AD0924HB-A50	24	0.14	3.36	3000	43.0	0.160	38.0	

AD09

92×92×25-7

VOLTAGE AVAILABLE TENSION DISPONIBLE			
5	12	24	48
	■	■	

THIS FAN IS SUITABLE FOR LARGE AIR FLOW, LOW NOISE APPLICATION PERIPHERALS.
GRAND DEBIT ET FAIBLE BRUIT . APPLICATIONS PERIPHERALES, PURIFICATEUR D'AIR.



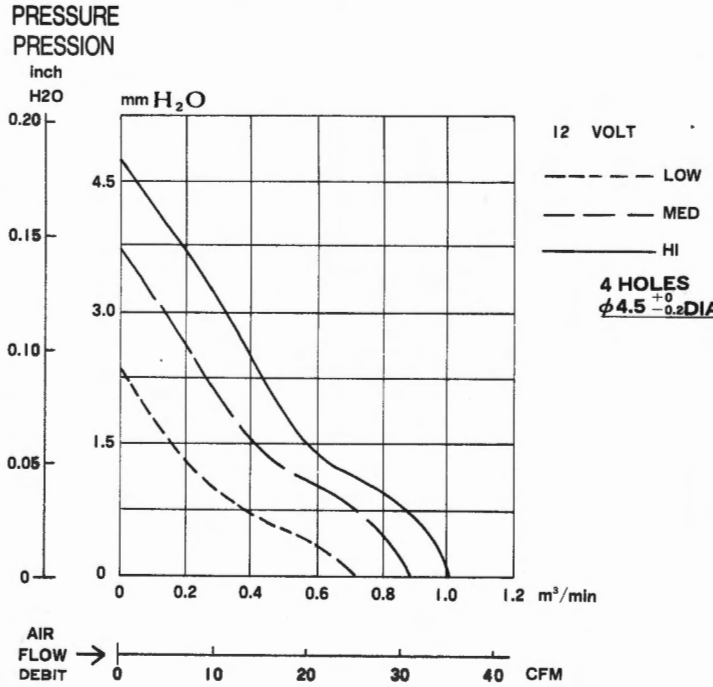

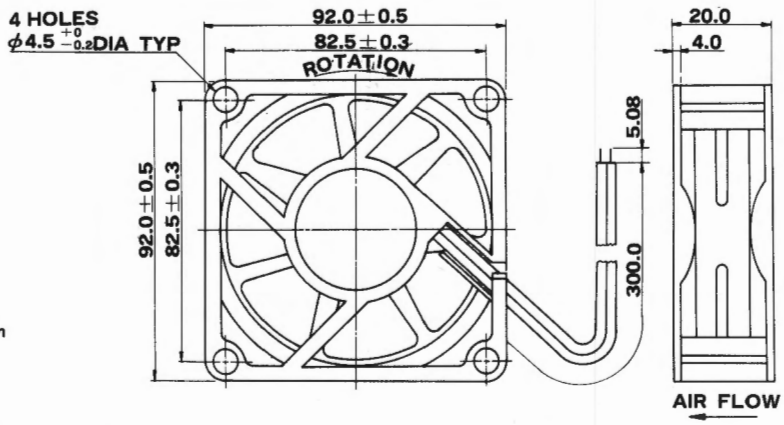

Other technical characteristics are available on request
D'autres caracteristiques techniques sont disponibles sur demande

MODEL REFERENCE	NOMINAL VOLTAGE (V) TENSION NOMINALE (V)	INPUT CURRENT (Amp) INTENSITE LIGNE (Amp)	INPUT POWER (W) PUISSANCE ABSORBEE (W)	SPEED (rpm) VITESSE (TR/MIN)	AIR FLOW (CFM) DEBIT (CFM)	STATIC PRESSURE (INCH-H20) PRESSION STATIQUE (INCH-H20)	NOISE LEVEL (dB A) BRUIT (dB A)	WEIGHT (g) POIDS (g)
AD0912LB-A70	12	0.13	1.56	2030	25.75	0.092	26.5	101
AD0912MB-A70	12	0.16	1.92	2430	31.22	0.143	30.0	
AD0912HB-A70	12	0.22	2.64	2740	35.33	0.183	33.3	
AD0924LB-A70	24	0.08	1.92	2030	25.75	0.092	26.5	
AD0924MB-A70	24	0.10	2.40	2430	31.22	0.143	30.0	
AD0924HB-A70	24	0.12	2.88	2740	35.33	0.183	33.3	

LOW-NOISE GOLD LABEL

AD09

NEW



92×92×25-7

VOLTAGE AVAILABLE TENSION DISPONIBLE			
5	12	24	48
☐	☐	☐	☐

THIS FAN IS SUITABLE FOR LARGE AIR FLOW, LOW NOISE APPLICATION PERIPHERALS.
GRAND DEBIT ET FAIBLE BRUIT. VENTILATION DES PERIPHERIQUES PURIFICATEUR D'AIR.

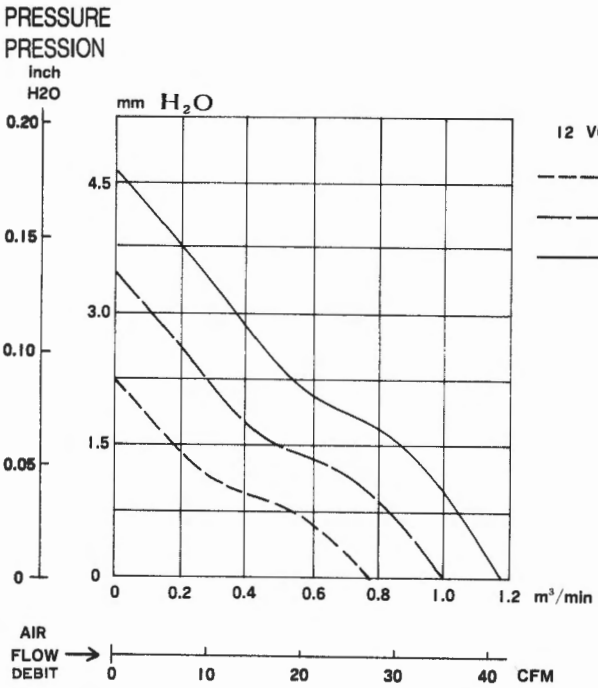

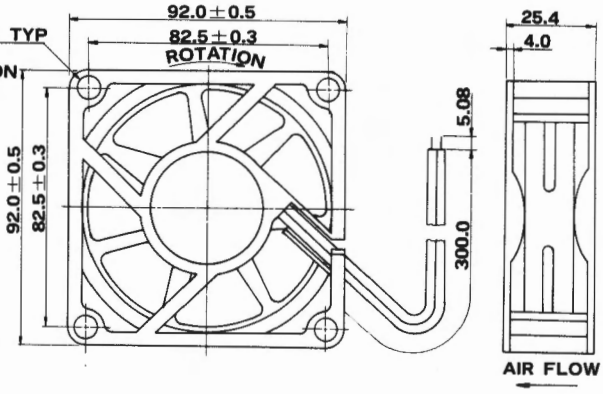

Other technical characteristics are available on request
D'autres caracteristiques techniques sont disponibles sur demande

MODEL REFERENCE	NOMINAL VOLTAGE (V) TENSION NOMINALE (V)	INPUT CURRENT (Amp) INTENSITE LIGNE (Amp)	INPUT POWER (W) PUISSANCE ABSORBEE (W)	SPEED (rpm) VITESSE (TR/MIN)	AIR FLOW (CFM) DEBIT (CFM)	STATIC PRESSURE (INCH-H20) PRESSION STATIQUE (INCH-H20)	NOISE LEVEL (dB A) BRUIT (dB A)	WEIGHT (g) POIDS (g)
AD0912LB-A70	12	0.14	1.68	2030	27.52	0.089	22.0	101
AD0912MB-A70	12	0.17	2.04	2430	35.35	0.135	27.0	
AD0912HB-A70	12	0.23	2.76	2740	41.21	0.179	31.4	
AD0924LB-A70	24	0.09	2.16	2030	27.52	0.089	22.0	
AD0924MB-A70	24	0.11	2.64	2430	35.35	0.135	27.0	
AD0924HB-A70	24	0.13	3.12	2740	41.21	0.179	31.4	

AD12

120×120×25

VOLTAGE AVAILABLE TENSION DISPONIBLE			
5	12	24	48

IDEA FOR COPY MACHINES & COMPUTERS.

ORDINATEUR,PHOTOCOPIEURS.



PRESSURE
PRESSION

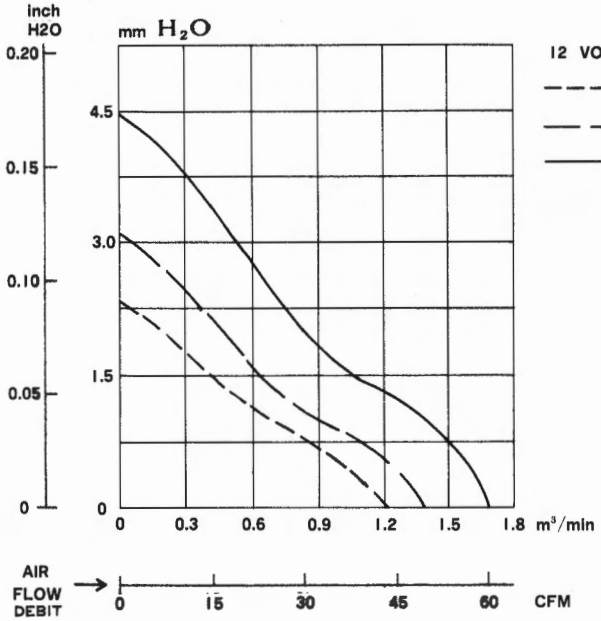

12 VOLT
— — — — LOW
— — — MED
——— HI

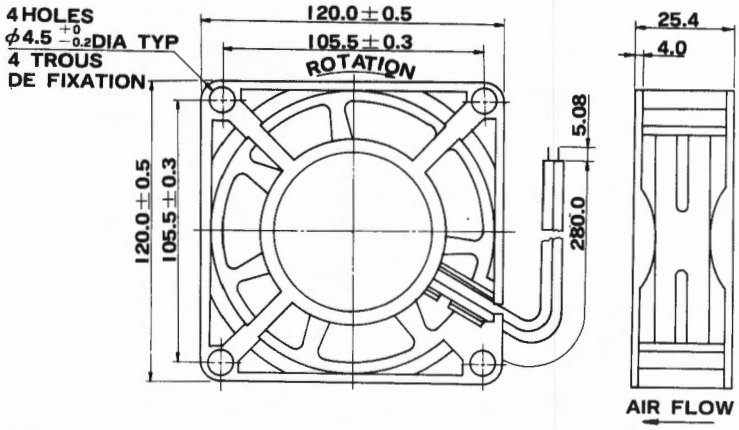

Other technical characteristics are available on request
D'autres caracteristiques techniques sont disponibles sur demande

MODEL REFERENCE	NOMINAL VOLTAGE (V) TENSION NOMINALE (V)	INPUT CURRENT (A) INTENSITE LIGNE (A)	INPUT POWER (W) PUISSANCE ABSORBEE (W)	SPEED (rpm) VITESSE (TR/MIN)	AIR FLOW (CFM) DEBIT (CFM)	STATIC PRESSURE (INCH-H20) PRESSION STATIQUE (INCH-H20)	NOISE LEVEL (dB A) BRUIT (dB A)	WEIGHT (g) POIDS (g)
AD1212LB-A71	12	0.14	1.68	1650	43.22	0.090	32.1	156.0
AD1212MB-A71	12	0.20	2.40	1950	49.83	0.120	36.6	
AD1212HB-A71	12	0.34	4.08	2400	60.03	0.176	42.3	
AD1224LB-A71	24	0.10	2.40	1650	43.22	0.090	32.1	
AD1224MB-A71	24	0.12	2.88	1950	49.83	0.120	36.6	
AD1224HB-A71	24	0.19	4.56	2400	60.03	0.176	42.3	

AD12

120×120×32

VOLTAGE AVAILABLE TENSION DISPONIBLE			
5	12	24	48

IDEA FOR COPY MACHINES & COMPUTERS.
ORDINATEUR,PHOTOCOPIEURS.



PRESSURE
PRESSION

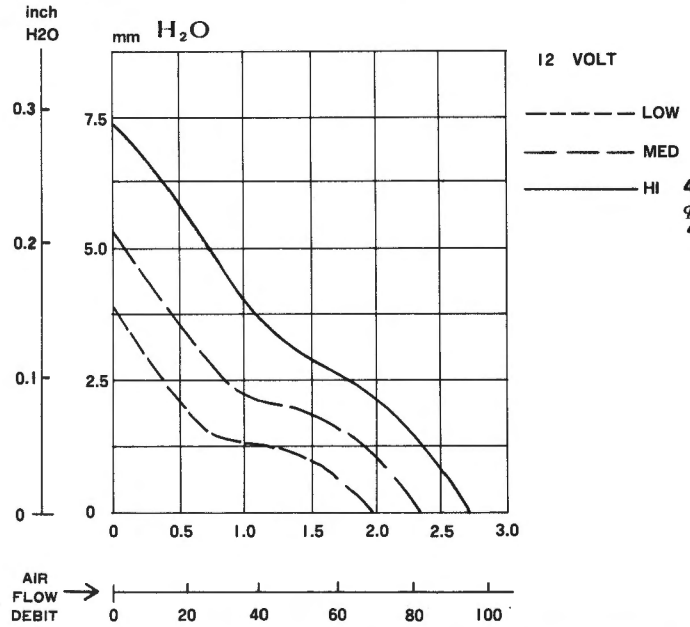

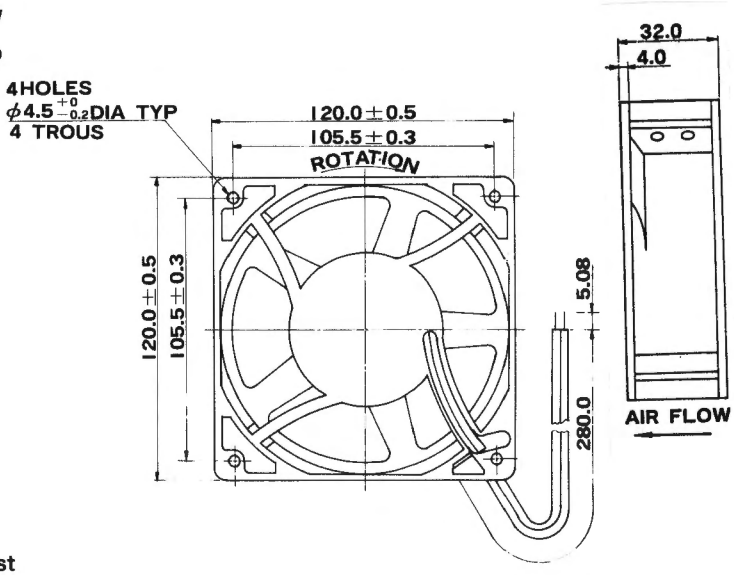

Other technical characteristics are available on request
D'autres caracteristiques techniques sont disponibles sur demande

MODEL REFERENCE	NOMINAL VOLTAGE (V) TENSION NOMINALE (V)	INPUT CURRENT (A) INTENSITE LIGNE (A)	INPUT POWER (W) PUISSANCE ABSORBEE (W)	SPEED (rpm) VITESSE (TR/MIN)	AIR FLOW (CFM) DEBIT (CFM)	STATIC PRESSURE (INCH-H20) PRESSION STATIQUE (INCH-H20)	NOISE LEVEL (dB A) BRUIT (dB A)	WEIGHT (g) POIDS (g)
AD1212LB-B51	12	0.25	3.0	1950	70.60	0.15	35.0	222.8
AD1212MB-B51	12	0.35	4.2	2540	84.70	0.21	40.0	
AD1212HB-B51	12	0.45	5.4	2800	95.35	0.29	47.0	
AD1224LB-B51	24	0.10	2.4	1950	70.60	0.15	35.0	
AD1224MB-B51	24	0.20	4.8	2540	84.70	0.21	40.0	
AD1224HB-B51	24	0.30	7.2	2800	95.35	0.29	47.0	

AD12

120 × 120 × 38.5

VOLTAGE AVAILABLE TENSION DISPONIBLE			
5	12	24	48
□	■	■	■

IDEA FOR COPY MACHINES & COMPUTERS
ORDINATEUR,PHOTOCOPIEURS.



PRESSURE
PRESSION

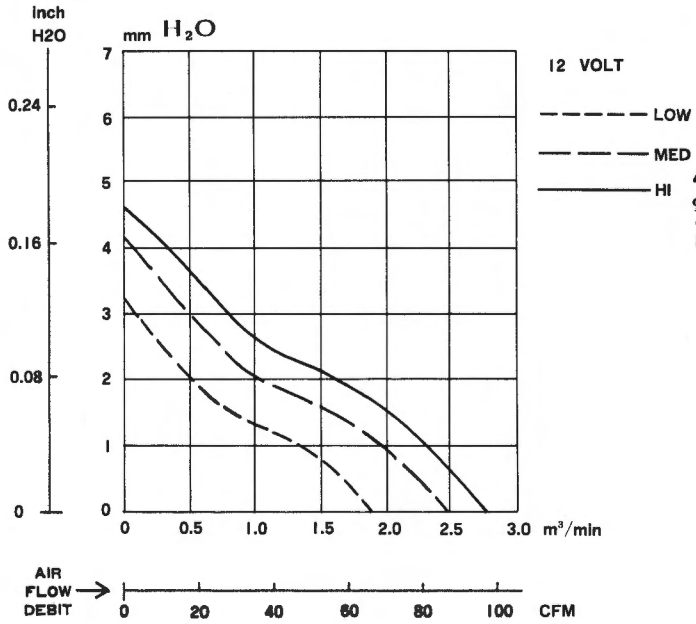

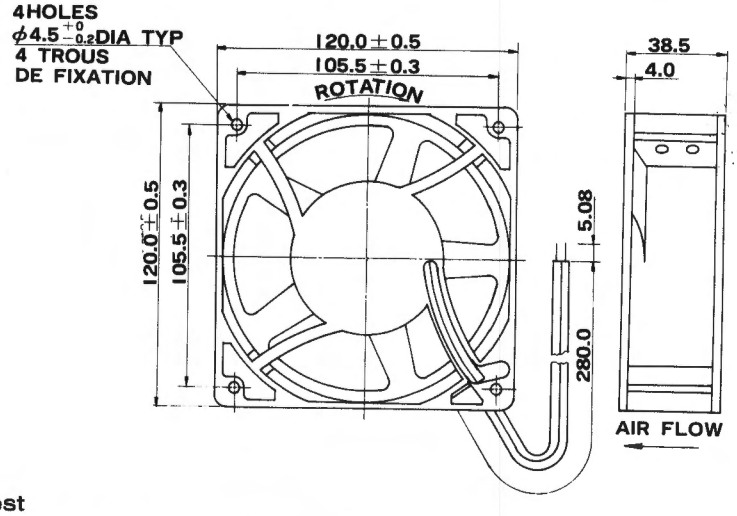

Other technical characteristics are available on request
D'autres caracteristiques techniques sont disponibles sur demande

MODEL ·REFERENCE	NOMINAL VOLTAGE (V) TENSION NOMINALE (V)	INPUT CURRENT (A) INTENSITE LIGNE (A)	INPUT POWER (W) PUISSANCE ABSORBEE (W)	SPEED (rpm) VITESSE (TR/MIN)	AIR FLOW (CFM) DEBIT (CFM)	STATIC PRESSURE (INCH-H20) PRESSION STATIQUE (INCH-H20)	NOISE LEVEL (dB A) BRUIT (dB A)	WEIGHT (g) POIDS (g)
AD1212LB-F51	12	0.24	2.88	1950	68.30	0.126	34.0	297
AD1212MB-F51	12	0.35	4.20	2540	88.97	0.164	40.0	
AD1212HB-F51	12	0.45	5.40	3150	108.23	0.204	47.0	
AD1224LB-F51	24	0.14	3.36	1950	68.30	0.126	34.0	
AD1224MB-F51	24	0.21	5.04	2540	88.97	0.164	40.0	
AD1224HB-F51	24	0.27	6.48	3150	108.23	0.204	47.0	

ORDINATEURS,PHOTOCOPIEURS.

AD12

NEW

LOW-NOISE GOLD LABEL



120 × 120 × 38.5

VOLTAGE AVAILABLE TENSION DISPONIBLE			
5	12	24	48
☐	▒	▒	▒

IDEA FOR COPY MACHINES & COMPUTERS.

ORDINATEUR,PHOTOCOPIEURS.

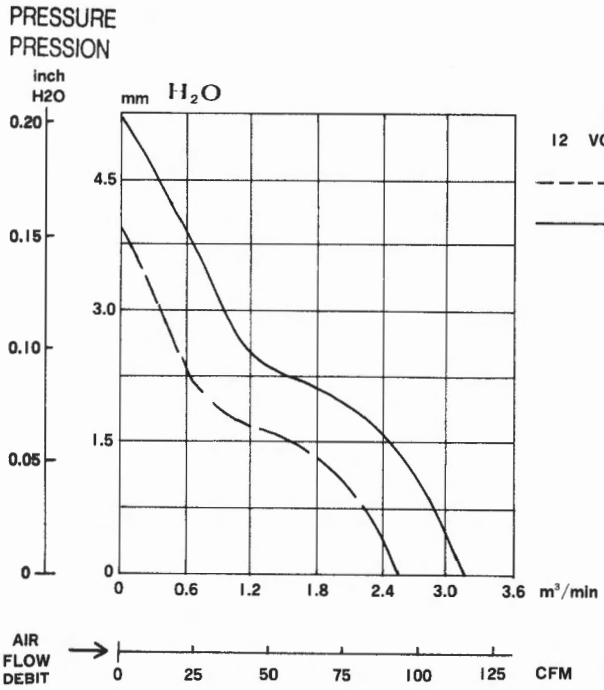

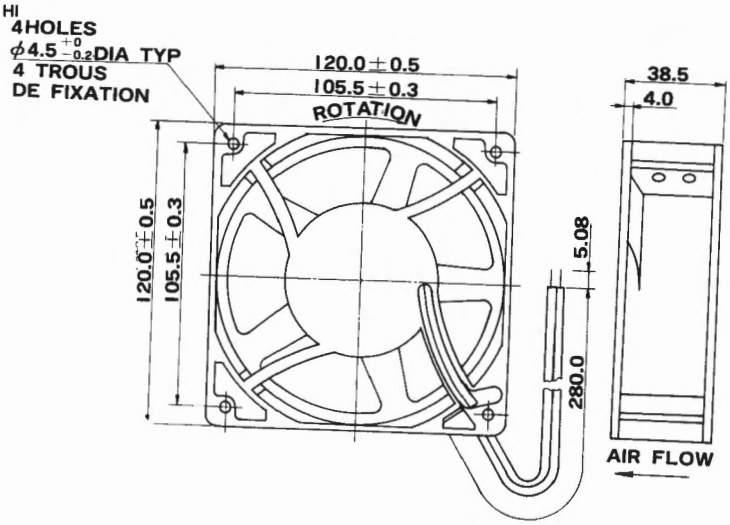

Other technical characteristics are available on request
D'autres caracteristiques techniques sont disponibles sur demande

MODEL REFERENCE	NOMINAL VOLTAGE (V) TENSION NOMINALE (V)	INPUT CURRENT (A) INTENSITE LIGNE (A)	INPUT POWER (W) PUISSANCE ABSORBEE (W)	SPEED (rpm) VITESSE (TR/MIN)	AIR FLOW (CFM) DEBIT (CFM)	STATIC PRESSURE (INCH-H20) PRESSION STATIQUE (INCH-H20)	NOISE LEVEL (dB A) BRUIT (dB A)	WEIGHT (g) POIDS (g)
AD1212MB-F51	12	0.36	4.32	2540	93.10	0.156	38.3	297
AD1212HB-F51	12	0.46	5.52	3150	114.11	0.200	47.5	
AD1224MB-F51	24	0.22	5.28	2540	93.10	0.156	38.3	
AD1224HB-F51	24	0.28	6.72	3150	114.11	0.200	47.5	

AD25

125 BLOWER FAN

VOLTAGE AVAILABLE TENSION DISPONIBLE			
5	12	24	48

HIGH STATIC PRESSURE APPLICATION

IDEAL FOR COPY MACHINES.

VENTILATEUR CENTRIFUGE
HAUTE PRESSION
PHOTOCOPIEURS.



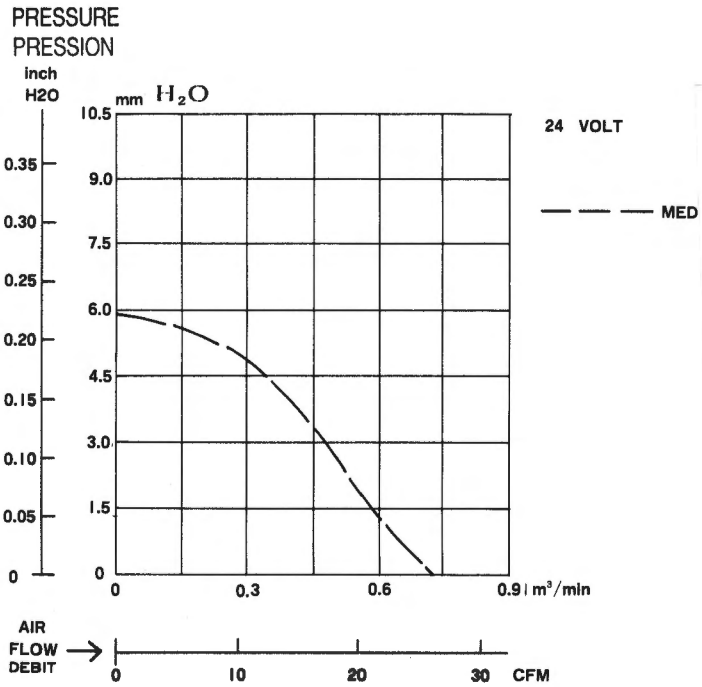

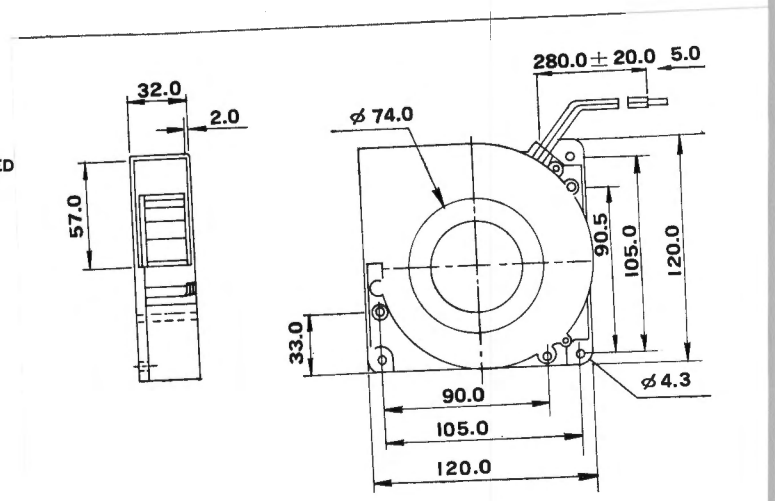

Other technical characteristics are available on request
D'autres caracteristiques techniques sont disponibles sur demande

MODEL REFERENCE	NOMINAL VOLTAGE (V) TENSION NOMINALE (V)	INPUT CURRENT (A) INTENSITE LIGNE (A)	INPUT POWER (W) PUISSANCE ABSORBEE (W)	SPEED (rpm) VITESSE (TR/MIN)	AIR FLOW (CFM) DEBIT (CFM)	STATIC PRESSURE (INCH-H20) PRESSION STATIQUE (INCH-H20)	NOISE LEVEL (dB A) BRUIT (dB A)	WEIGHT (g) POIDS (g)
AD2524MB	24	0.40	9.6	2300	26.61	0.232	45.0	276

AD72

ϕ172×51

RADIO OR RADAR
TRANSMITTORS TELEPHONE
AND RADIO EQUIPMENT.

VOLTAGE AVAILABLE TENSION DISPONIBLE			
12	24	38	48
▯	▯	▯	▯



EMETTEUR DE RADIO OR RADAR, BAIE TELEPHONIQUE.

PRESSURE
PRESSION

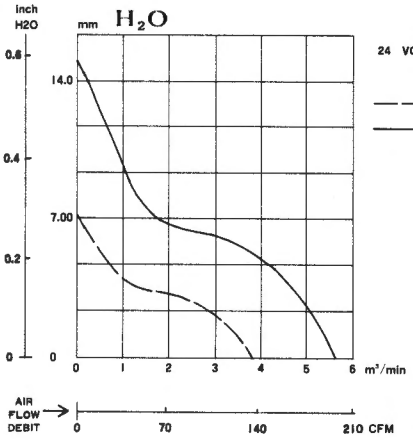

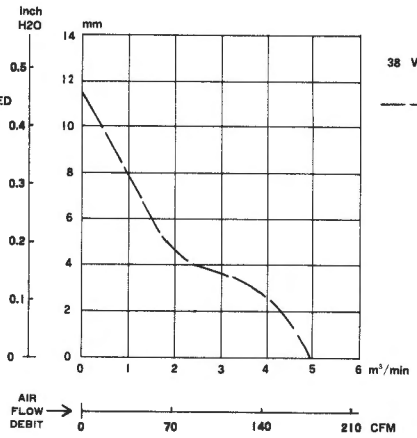

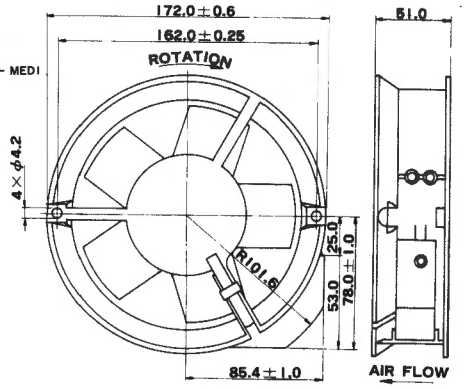

Other technical characteristics are available on request
D'autres caracteristiques techniques sont disponibles sur demande

MODEL REFERENCE	NOMINAL VOLTAGE (V) TENSION NOMINALE (V)	INPUT CURRENT (A) INTENSITE LIGNE (A)	INPUT POWER (W) PUISSANCE ABSORBEE (W)	SPEED (rpm) VITESSE (TR/MIN)	AIR FLOW (CFM) DEBIT (CFM)	STATIC PRESSURE (INCH-H20) PRESSION STATIQUE (INCH-H20)	NOISE LEVEL (dB A) BRUIT (dB A)	WEIGHT (g) POIDS (g)
AD7224MB	24	0.50	12.0	2100	134.20	0.28	44.0	800
AD7224HB	24	0.90	21.6	3000	204.80	0.59	55.0	
AD7238MB	38	0.35	13.3	2500	176.57	0.45	51.0	

AD73

$\phi 172 \times \phi 150 \times 38.5$

VOLTAGE AVAILABLE TENSION DISPONIBLE			
12	24	38	48
■	■	■	■

RADIO OR RADAR
TRANSMITTORS TELEPHONE
AND RADIO EQUIPMENT.

EMETTEUR DE RADIO OR RADAR, BAIE TELEPHONIQUE.



PRESSURE
PRESSION

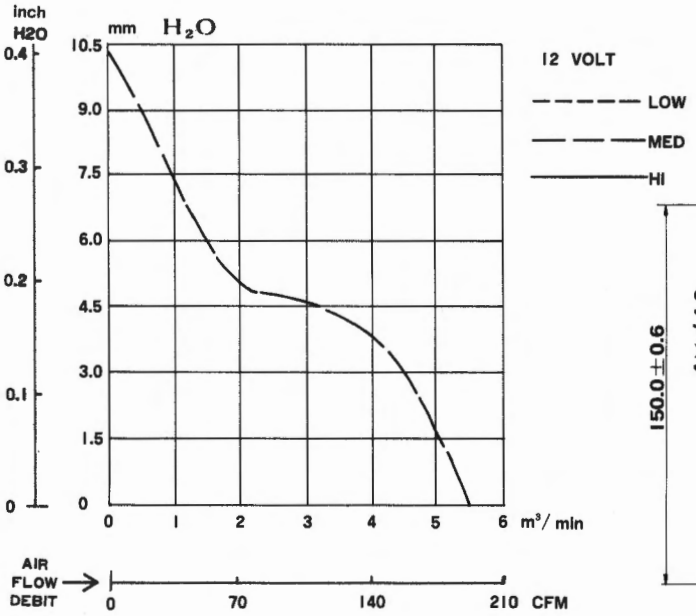

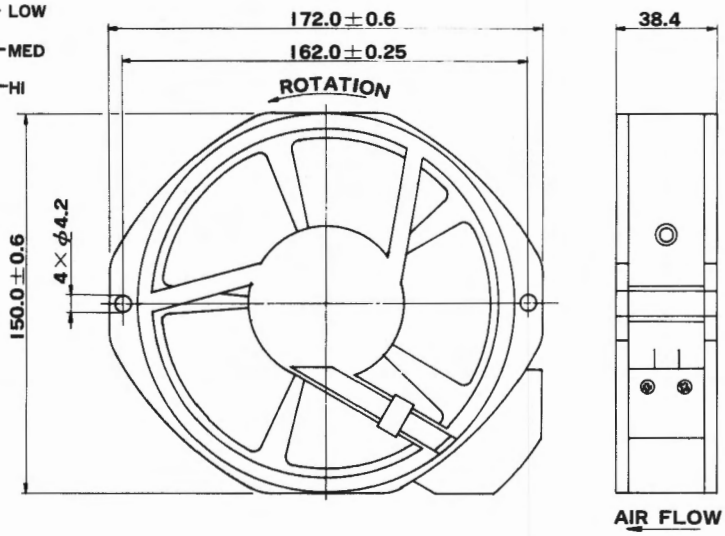

Other technical characteristics are available on request
D'autres caracteristiques techniques sont disponibles sur demande

MODEL REFERENCE	NOMINAL VOLTAGE (V) TENSION NOMINALE (V)	INPUT CURRENT (Amp) INTENSITE LIGNE (Amp)	INPUT POWER (W) PUISSANCE ABSORBEE (W)	SPEED (rpm) VITESSE (TR/MIN)	AIR FLOW (CFM) DEBIT (CFM)	STATIC PRESSURE (INCH-H20) PRESSION STATIQUE (INCH-H20)	NOISE LEVEL (dB A) BRUIT (dB A)	WEIGHT (g) POIDS (g)
AD7312MB	12	1.40	16.8	2300	194.23	0.41	59.0	840.0
AD7324MB	24	0.78	18.7	2300	194.23	0.41	59.0	
AD7348MB	48	0.39	18.7	2300	194.23	0.41	59.0	

GENERAL INFORMATION OF ALARM FAN

The continual size reduction and increased integration density of components parts has enhanced greatly the heat dessipation value.
.
The most suitable way of cooling in terms of performance and economy to use fans .
However , the ageing of fan mades the effect drop , leading to thermal damage to electronic parts and hence destroying an expensive electronic equipment .
Therefore , ADDA introduces a new series of alarm fans designed to detect abnormal accurately .
Features :

- Built-in IC with a detection reponse time extremely rapid
- Smaller size
- Lower cost

Two different operating modes are available depending on applications.

GENERALITES DE VENTILATEUR D ' ALARME

L'évolution des systèmes électroniques, vers plus de compacité et de densité augmente la dissipation thermique et nécessite L'évacuation de la chaleur ainsi creée.
Le ventilateur reste la méthode la moins onéreuve.
Il est donc important de pouvoir contrôler le bon fonctionnement du ventilateur.
La nouvelle génération des ventilateurs ADDA est equipée d'un detecteur qui declenche un signal exploitable en cas de défaut.
Particularités :

-circuit intégré incorporé,
avec un temps de reponse tres court
-petites dimensions
-meilleur prix

Deux modes de fonctionnent sont disponibles selon des applications.

A. VERSION 2 (RD) :
Sensor Alarm Signal
for exemple ,
AD0812HB-A7 2

A. VERSION 2 (RD) :
Declenchement de
signal d'alarme
par exemple ,
AD0812HB-A7 2

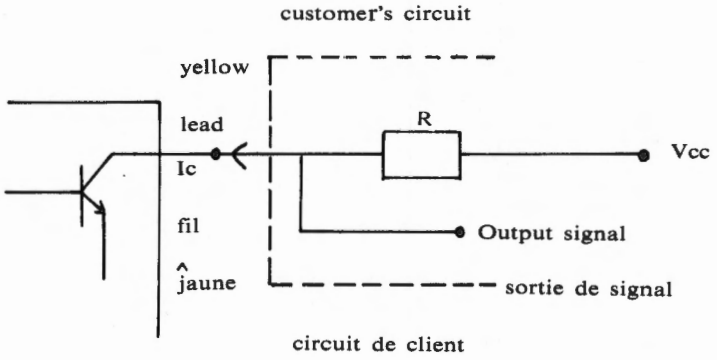

Vcc : 30V max

Ic : 10mA max

Please select R so that Ic < 10 mA Selectionner R pour que Ic < 10 mA



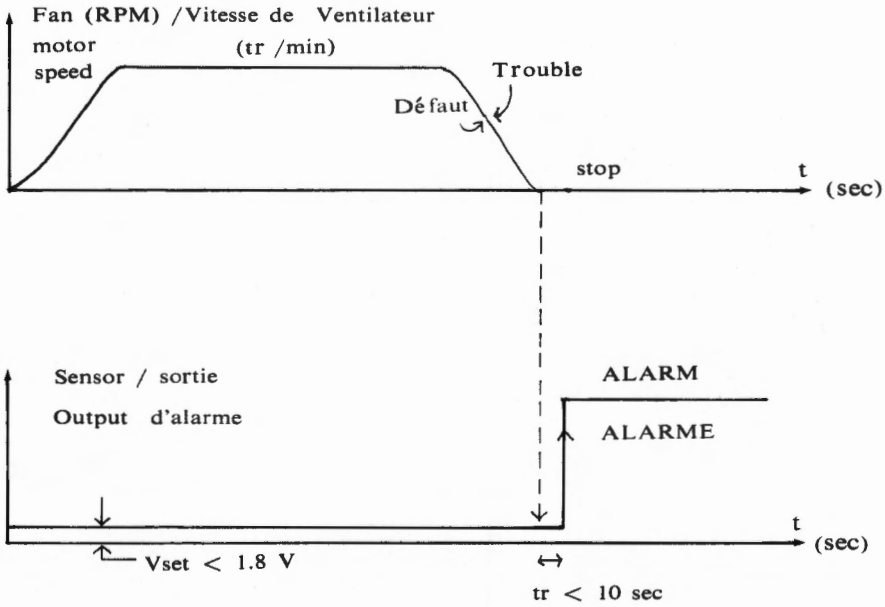

B. VERSION 3 (FG) : Speed Sensor for example , AD0812HB-A7 3

B. VERSION 3 (FG) : Detection Tachymetrique par exemple , AD0812HB-A7 3

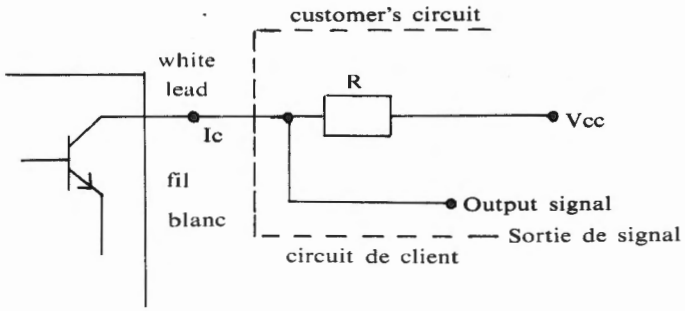

Vcc : 30 V max

Ic : 10mA max

a/

Please select R so that Ic < 10 mA

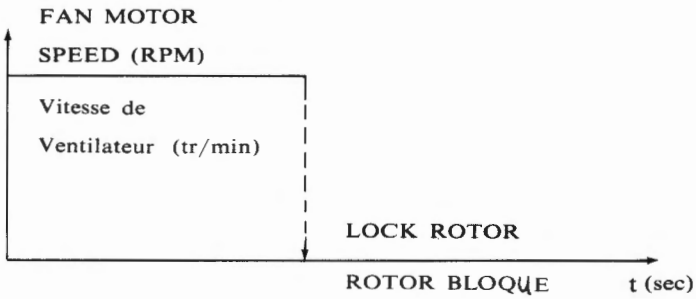

b/

Selectionner R pour que Ic < 10 mA

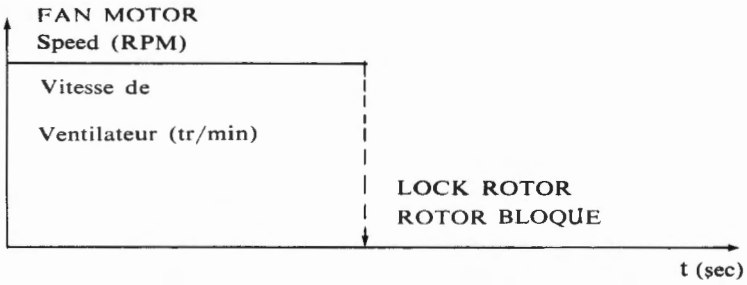

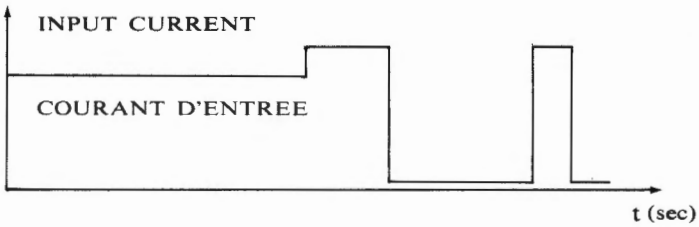

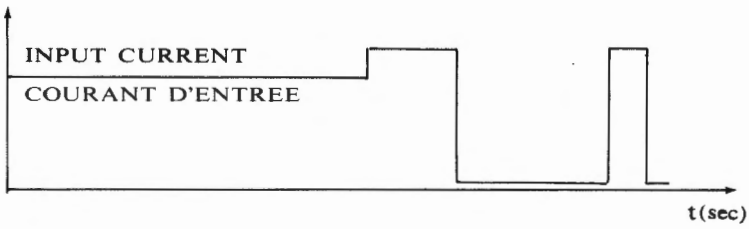

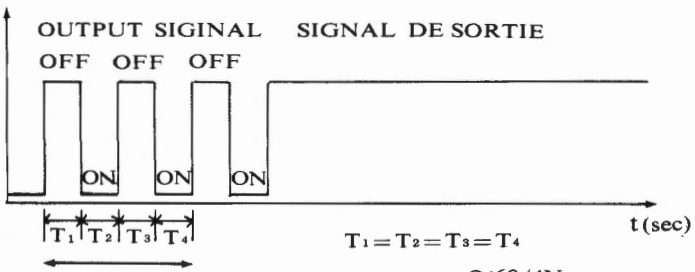

$T_1 = T_2 = T_3 = T_4$

$\approx 60/4N$ sec

N : RPM

2 pulses/rotation

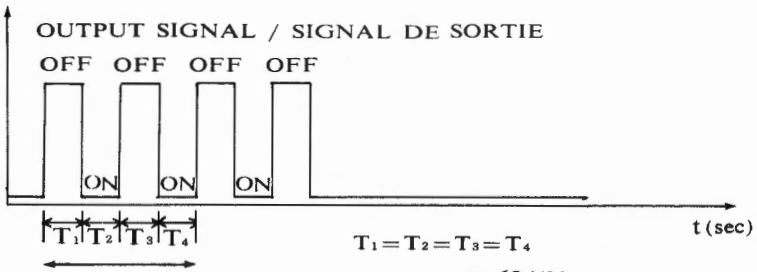

$T_1 = T_2 = T_3 = T_4$

$\approx 60/4N$ sec

N : RPM

2 impulsions/rotation

GENERAL INFORMATION OF INTELLIGENT DC FANS

ADDA offers also a new range of intelligent DC FANS in order to match customers particular applications.
These fans are frequently used for data processing, P.C., terminals, modems, printers....etc.
The principal characteristic of this series is that the fan can regulate automatically its speed according to temperature.
Two different operating manners can be selected for this version 4 (VS):
For exemple, AD0812HB-A7 4

1/ 2-speed DC fans controlled either by relay or by transistor
2/ Temperature sensing variable speed DC FANS by means of a thermistor.

GENERALITES DE BDC VENTILATEURS INTELLIGENTS

ADDA VOUS propose egalement une nouvelle gamme de ventilateurs **courant continu** intelligents pour des applications particulières.
Ces yentilateurs sont fréquemment utilisés pour les traitements de l'information, PC, modems, reseaux d'ordinateur, imprimantes.....etc
La caracteristique principale de cette series est que le ventilateur peut régler sa vitesse suivant la temperature.
Deux differents modes de fonctionnement sont disponibles pour cette version (VS)
Par exemple, AD0812HB-A7 4

1/ 2-vitesses DC ventilateurs controle par relais ou par transistor.
2/ Vitesse variable suivant la temperature à l' aide d'un thermistor

A/2-speed DC FANS
a) External connection

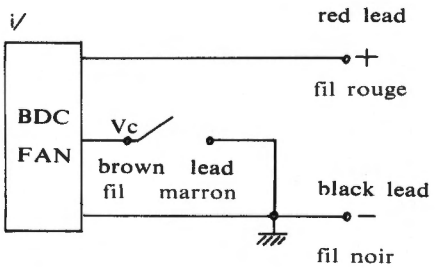

Signal controlled by relay
Signal contrôlé par relais

A/2-vitesse DC ventilateurs
a) Branchement externe

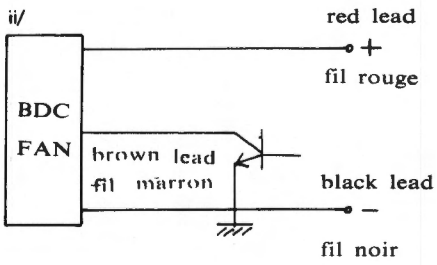

Signal controlled by transistor
Signal contrôlé par transistor

b) Specification

Vc	ROTA SPEED
O (S:ON)	High Speed
High Impeclance (S:OFF)	LOW SPEED

b) Spécification

Vc	VITESSE DE ROTA
O (S:ferme)	Haute Vitesse
Haute Impeclance (S:ouvert)	Vitesse Lente

B/Temperature-controlled speed DC FANS

B/ Vitesse contrôlé par temperatre DC ventilateurs

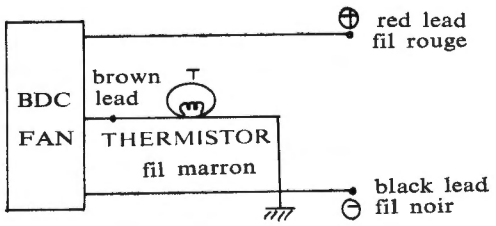

AD08

80×80×25-5

VOLTAGE AVAILABLE			
5	12	24	48
☐	■	■	☐

LARGER AIR FLOW LOWER NOISE.
SUITABLE FOR POWER SUPPLIES
AND MEASURING INSTRUMENTS.

GRAND DEBIT ET FAIBLE BRUIT..
ALIMENTATION POUR MICRO-ORDINATEUR
APPAREIL DE MESURE.



PRESSURE
PRESSION

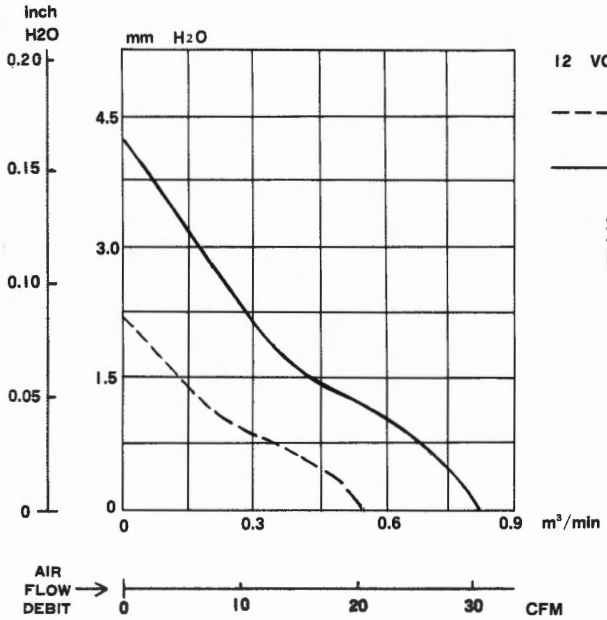

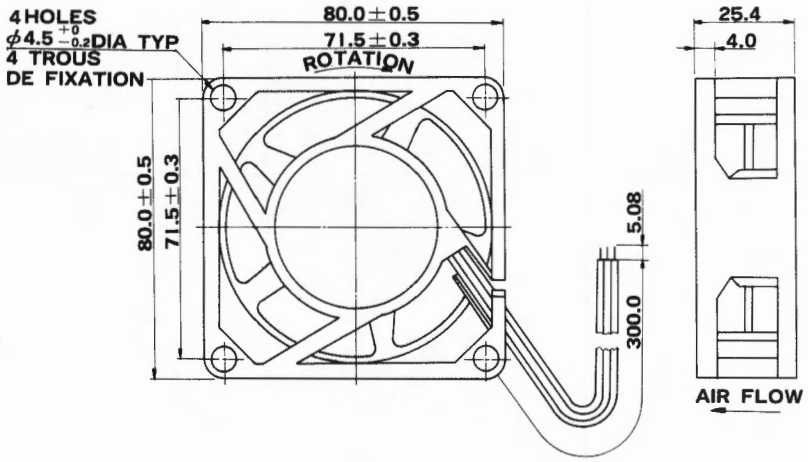

Other technical characteristics are available on request
D'autres caracteristiques techniques sont disponibles sur demande

MODEL / REFERENCE	NOMINAL VOLTAGE (V) / TENSION NOMINALE (V)	INPUT CURRENT (A) / INTENSITE LIGNE (Amp)	INPUT POWER (W) / PUISSANCE ABSORBEE (W)	SPEED (rpm) / VITESSE (TR/MIN)	AIR FLOW (CFM) / DEBIT (CFM)	STATIC PRESSURE (INCH-H20) / PRESSION STATIQUE (INCH-H20)	CONTROL TEMP (°C) / CONTROLE TEMP (°C)	NOISE LEVEL (dB A) / BRUIT (dB A)	WEIGHT (g) / POIDS (g)
AD0812HB-A54	12	0.10	1.2	2100	21	0.08	25°C	28.2	108.8
	12	0.17	2.04	3000	30.0	0.165	50°C	36.3	

AD09

92 × 92 × 25-5

VOLTAGE AVAILABLE TENSION DISPONIBLE			
5	12	24	48

THIS FAN IS SUITABLE FOR LARGE AIR FLOW, LOW NOISE APPLICATION PREIPHERALS.

GRAND DEBIT ET FAIBLE BRUIT · VENTILATION DES PERIPHERIQUES PURIFICATEUR D'AIR.



PRESSURE
PRESSION

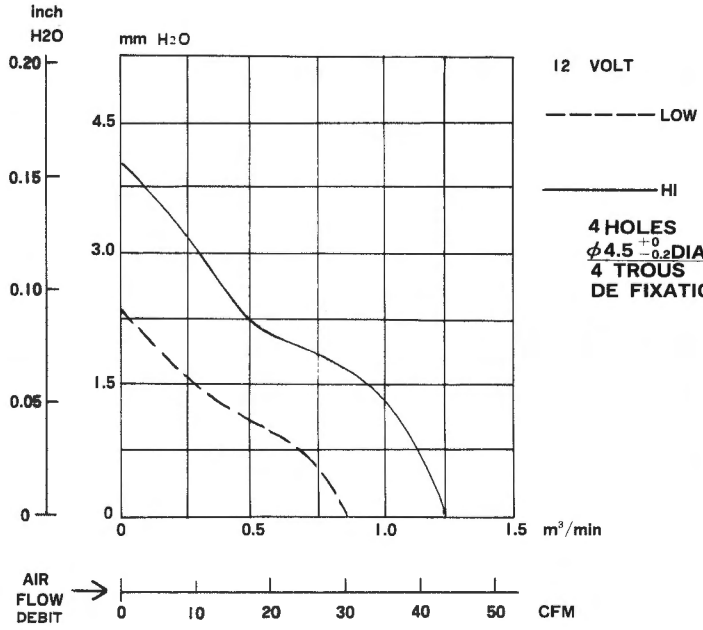

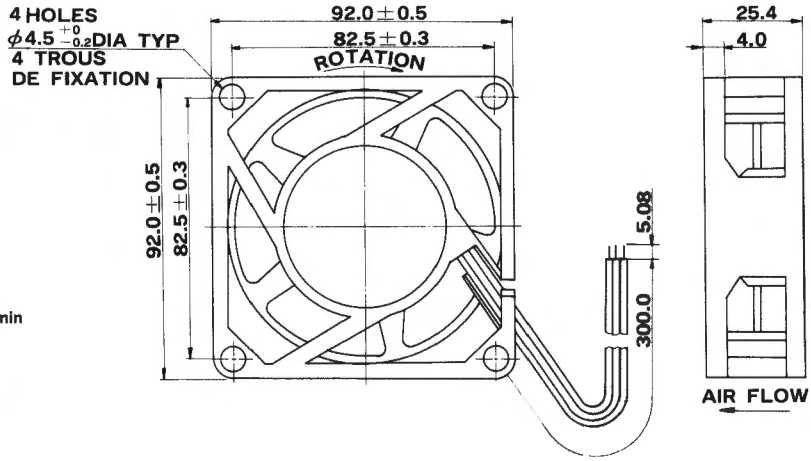

Other technical characteristics are available on request
D'autres caracteristiques techniques sont disponibles sur demande

MODEL / REFERENCE	NOMINAL VOLTAGE (V) / TENSION NOMINALE (V)	INPUT CURRENT (A) / INTENSITE LIGNE (A)	INPUT POWER (W) / PUISSANCE ABSORBEE (W)	SPEED (rpm) / VITESSE (TR/MIN)	AIR FLOW (CFM) / DEBIT (CFM)	STATIC PRESSURE (INCH-H20) / PRESSION STATIQUE (INCH-H20)	CONTROL TEMP (°C) / CONTRÔLE TEMP (°C)	NOISE LEVEL (dB A) / BRUIT (dB A)	WEIGHT (g) / POIDS (g)
AD0912HB-A54	12	0.15	1.8	2100	30	0.095	25°C	28	124.6
	12	0.26	3.12	3000	43.00	0.16	50°C	38.0	

AD12

120 × 120 × 38.5

IDEA FOR COPY MACHINES & COMPUTERS.

VOLTAGE AVAILABLE TENSION DISPONIBLE			
5	12	24	48
☐	■	■	■



ORDINATEUR, PHOTOCOPIEURS.

PRESSURE
PRESSION

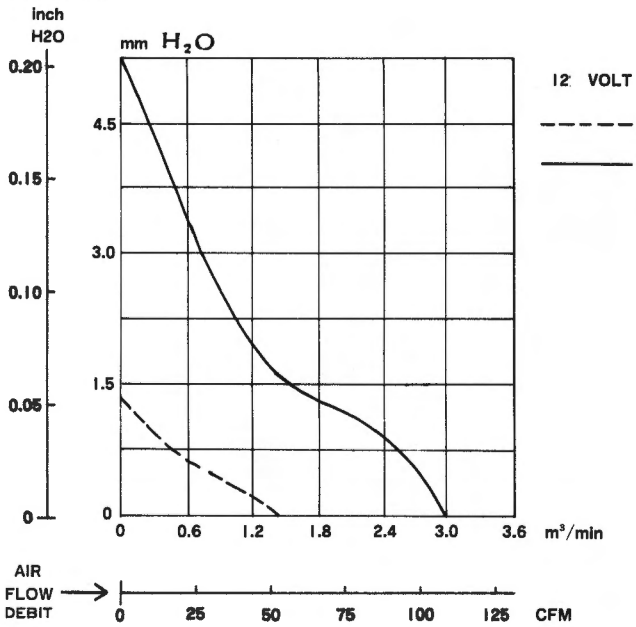

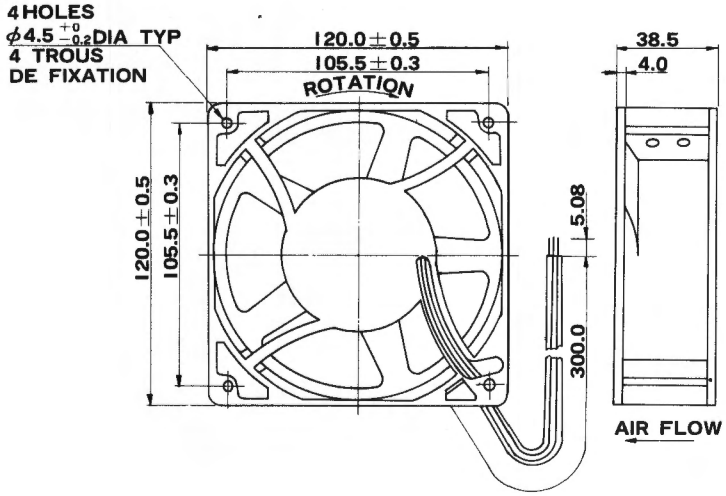

Other technical characteristics are available on request
D'autres caracteristiques techniques sont disponibles sur demande

MODEL / REFERENCE	NOMINAL VOLTAGE (V) / TENSION NOMINALE (V)	INPUT CURRENT (A) / INTENSITE LIGNE (A)	INPUT POWER (W) / PUISSANCE ABSORBEE (W)	SPEED (rpm) / VITESSE (TR/MIN)	AIR FLOW (CFM) / DEBIT (CFM)	STATIC PRESSURE (INCH-H20) / PRESSION STATIQUE (INCH-H20)	CONTROL TEMP (°C) / CONTROLE TEMP (°C)	NOISE LEVEL (dB A) / BRUIT (dB A)	WEIGHT (g) / POIDS (g)
AD1212HB-F54	12	0.32	3.84	1550	54.5	0.051	25°C	27.0	270.8
	12	0.65	7.8	3100	108.23	0.204	60°C	47.0	

ACCESSORIES

FINGER GUARD

- Designed to ensuresafe opeation
- Comply with UL, CSA & TUV requirement
- Other size available

A) METAL FINGER GUARD

Welded , nickel-chrome plated steel

CHOICES :

40 * 40 mm
50 * 50 mm
60 * 60 mm
80 * 80 mm
92 * 92 mm
120 * 120mm
150 * 150mm
254 * 254mm

ACCESSOIRES

PROTEGE-DOIGTS

- Concus pour la sécurite d'operation
- Conforme aux exigences UL, CSA et TUV
- Autres modèles sont disponible sur demande

A) PROTEGE-DOIGTS METALLIQUES

Fil d'acier soude ; nickelé nickdlage et chromé

CHOIX :

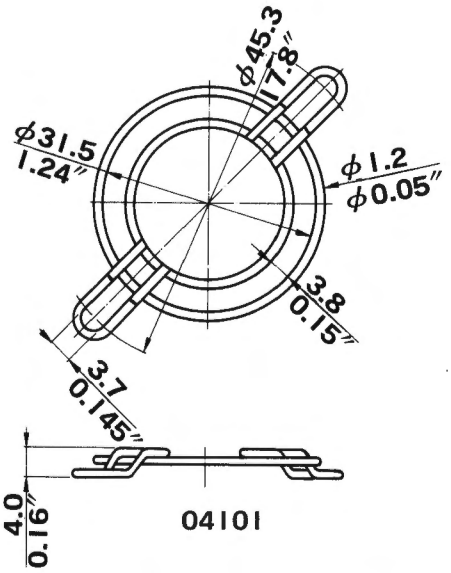

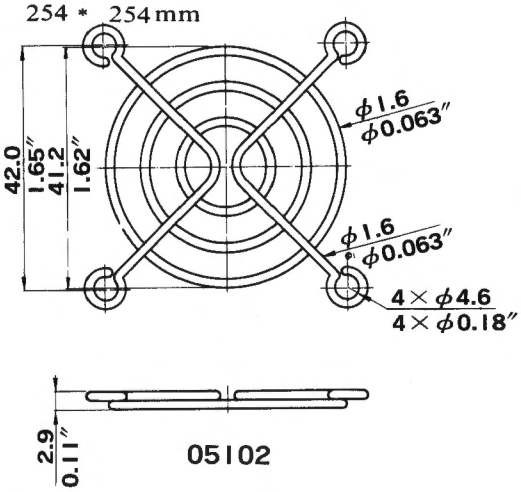

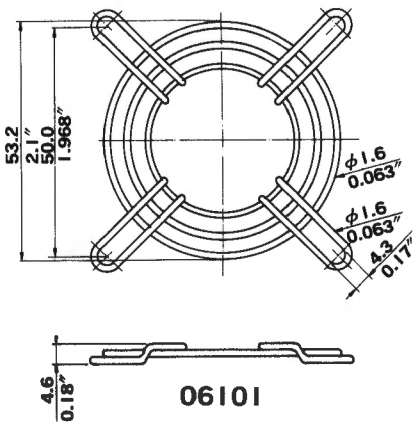

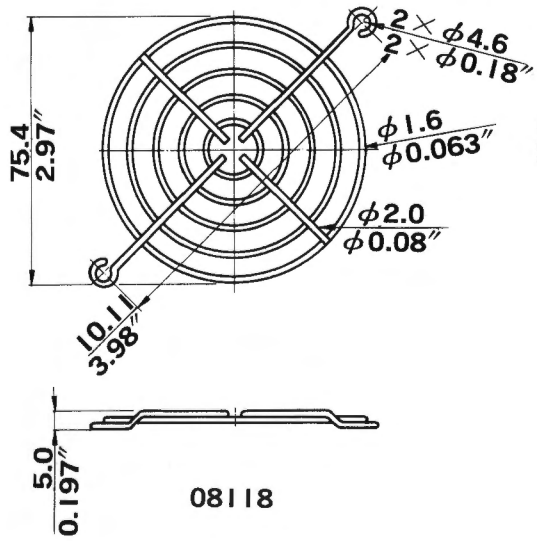

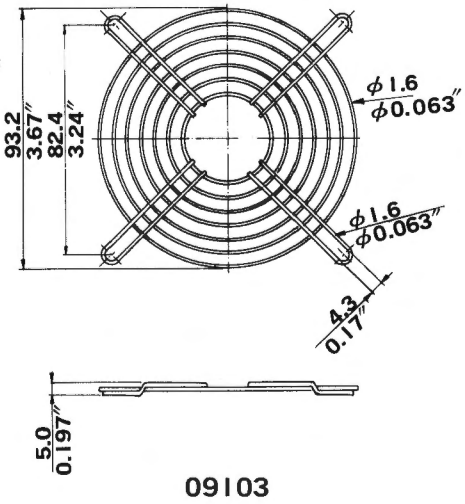

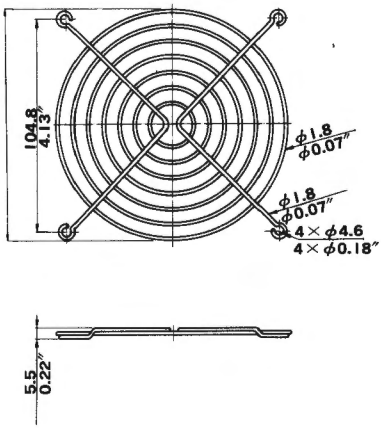

B) PLASTIC MOLDED FINGER GUARD

- In compliance with UL 1/4 inch (6.35 mm) .
- Made of UL-94 V0 plastic (Auto - extinguishing materials)

CHOICES

B) PROTEGES-DOIGTS PLASTIQUES

- Conforme a la norme UL 1/4 pouce (6.35 mm)
- En matiere plastique UL-94 V0 (Auto - extinguible)

CHOIX

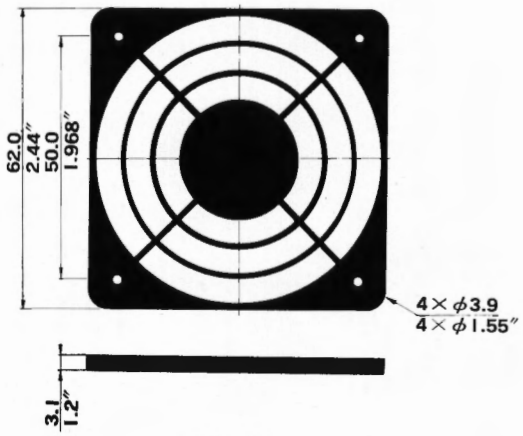

06301

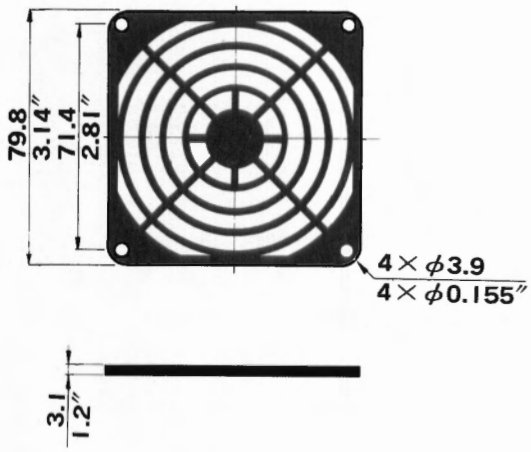

08302

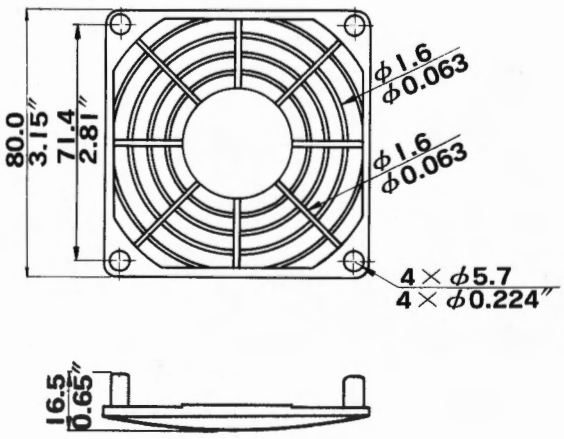

08304

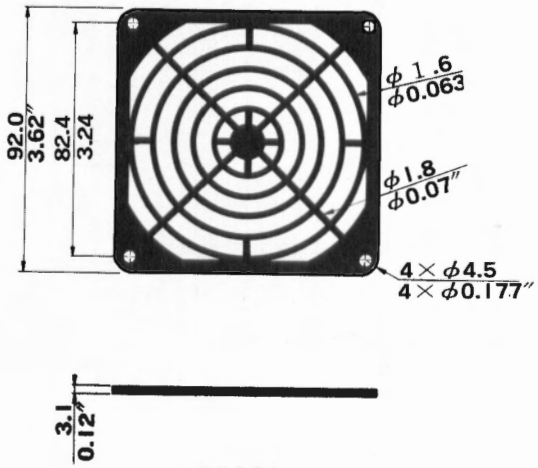

09301

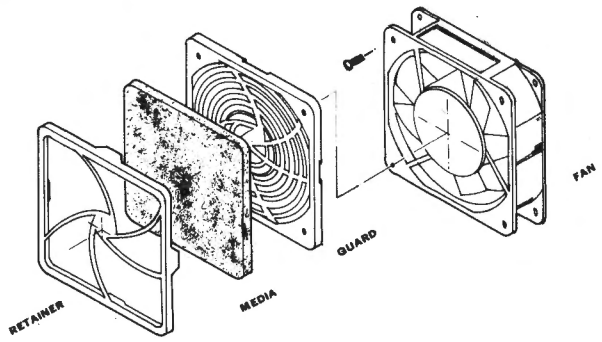

FILTERS

A) PLASTIC FILTERS

- Consist of three parties :
finger fuard , filter media and filter cover
- All manufactured with UL listed 94-V0 materials

FILTRES

A) FILTRES PLASTIQUES

- Consiste en 3 parties :
grille protège-doigts , matières filtrantes et cache filtre
- Matiere plastique homologue UL-94 V0 auto-extinguible



B) METAL MESH FILTER

- Woven aluminium corrugated mesh and encased in an aluminium frame
- Choices

80 * 80 mm
92 * 92 mm
120 * 120 mm

B) FILTRES A MAILLES METALLIQUES

- le cadre est en aluminium avec les treillis en fil d'aluminium
- Choix

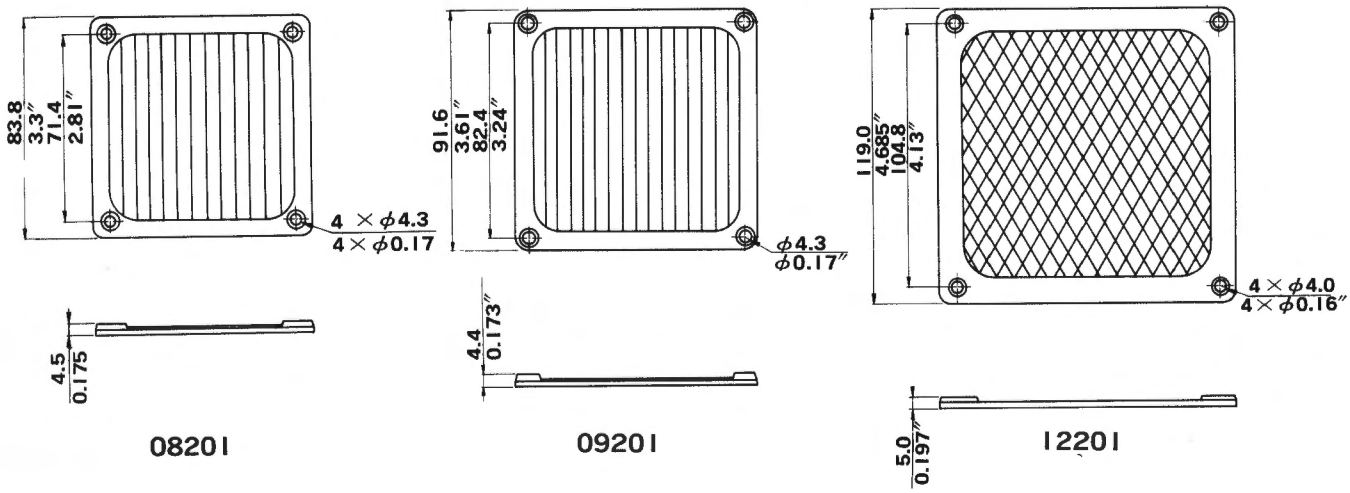

PLUG AND CABLE

- Made of UL / CSA approved material
- Four configurations available
- The standard cord lengths :

12 inches (304.8 mm)
24 inches (609.6 mm)
36 inches (914.4 mm)
40 inches (1016 mm)
50 inches (1270 mm)
60 inches (1524 mm)
80 inches (2032 mm)

CORDONS D' ALIMENTATION

- En matières homologuées UL/CSA
- Quatre configurations disponibles
- Les longueurs standard :

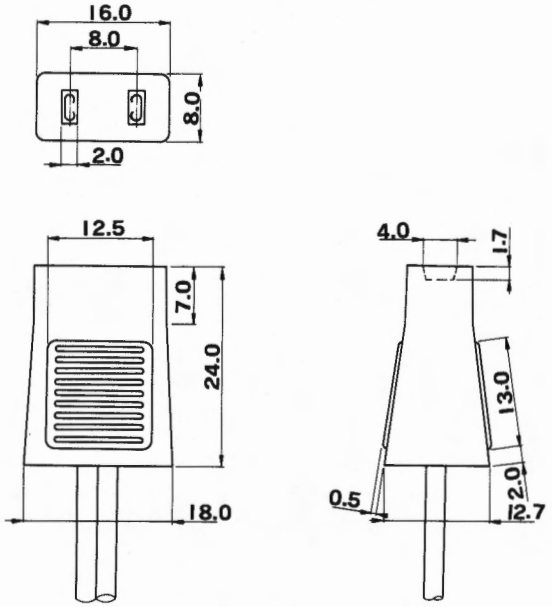

ACC001

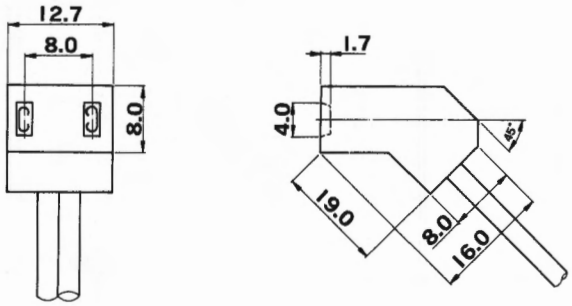

ACC002

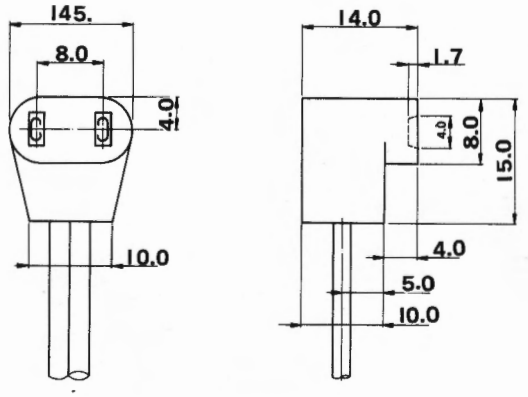

ACC003

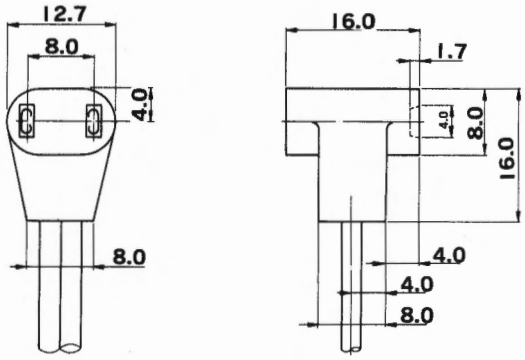

ACC004

PLEASE REFER TO OUR ACCESSORIES CATALOG FOR FURTHER INFORMATIONS .

PRIER DE S'INFORMER AUPRES DE NOTRE CATALOGUE POUR DES INFORMATIONS COMPLEMENTAIRES .

DIELECTRIC STRENGTH ·····5mA max at 1500v AC 1 min between lead wire and frame.
INSULATION RESISTANCE ·····10M Ohm between lead wire and frame(DC 500V)
LIFE EXPECTANCY L_{10}(sleeve baring) ···50,000 hrs min at temp 25°C humidity 65% ± 20%
OPERATION TEMPERATURE ·····-10°Cto+70°C(+10°F to+158°F)
STORAGE TEMPERATURE ·····-40°C to+75°C(-40°F to+167°F)
PROTECTION ·····Motor Protection and Polarity Protection
LEAD WIRE ·····UL 1007 AWG24
CASING IMPELLER ·····BLACK PBT(UL 94-V0)GLASS FILLED POLYESTER
TOLERANCES : SPEED : ±10%
VOLTEGE, POWER, CURRENT : ±10%
AIR FLOW : ±10%

The technical characteristics given in this cafalogue are standard plastic version, 12 VDC unless specified

APRROVALS : E132139 ; LR85488 ;

SPECIFICATION GENERALE

RIGIDITE DIELECTRIQUE ·····5mA à 1500 Vac PENDANT 1 min entre fil et carcasse
RESISTANCE D'ISOLEMENT ·····10M Ohm entre le fil et la carcasse(Vdc=500V)
DUREE DE VIE L_{10}(Paliers Lisses) ····· 50,000 hrs min à la temperature permanante 25°C et à humidité 65% ± 20%
TEMPERATURE DE FONCTIONNEMENT ····-10°Cto+70°C(+14°F a+158°F)
CONDITIONS DE STOCKAGE ·····-40°C a+75°C(-40°F a+167°C)
PROTECTION ····· PROTECTION DE MOTEUR ET PROTECTION D'INVERSION DE POLARITE
FIL ELECTRIQUE ·····UL 1007 AWG24
CARCASSE/HELICE ····· NOIRE PBT(UL 94-V0)POLYCARBONATE CHARGE DE FIBRE DE VERRE
TOLERANCES : VITESSE : ±10%
TENSION, PUISSANCE, COURANT : ±10%
DEBIT : ±10%

Les caracteristique techniques decrites dans le present catalogue correspondent, sauf indication contraires, aux carcasses plastiques, 12VDC

HOMOLOGATION : E132139 LR85488

ADDA reserves the right to modify any tech-mical aspects and characteristics of the prod-ucts with the constant aim of improving .

ADDA se reserve le droit de modifier certains aspects et caracteristiques techniques de ses produits dans un but constant d'amelioration .



ADDA CORPORATION

International Sales Factory: 6, East Section Industry 6 Road,
Ping Tung City, Taiwan, R.O.C.
TEL:886-8-7550579, 7539178-9 · FAX:886-8-7532815
Domestic Sales Office: 6Fl, 247, Sec, 3, Chung Hsiao E. Rd.,
Taipei, Taiwan, R.O.C.
TEL:(02)7402638, 7402640, 7511941 · FAX:886-2-7110173

REPRESENTATIVE