

RB-35PM-0ED3-Dwg.jpg

RB-35PM-0ED3

T I T L E

EXTERNAL DRAWING

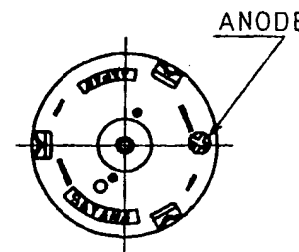
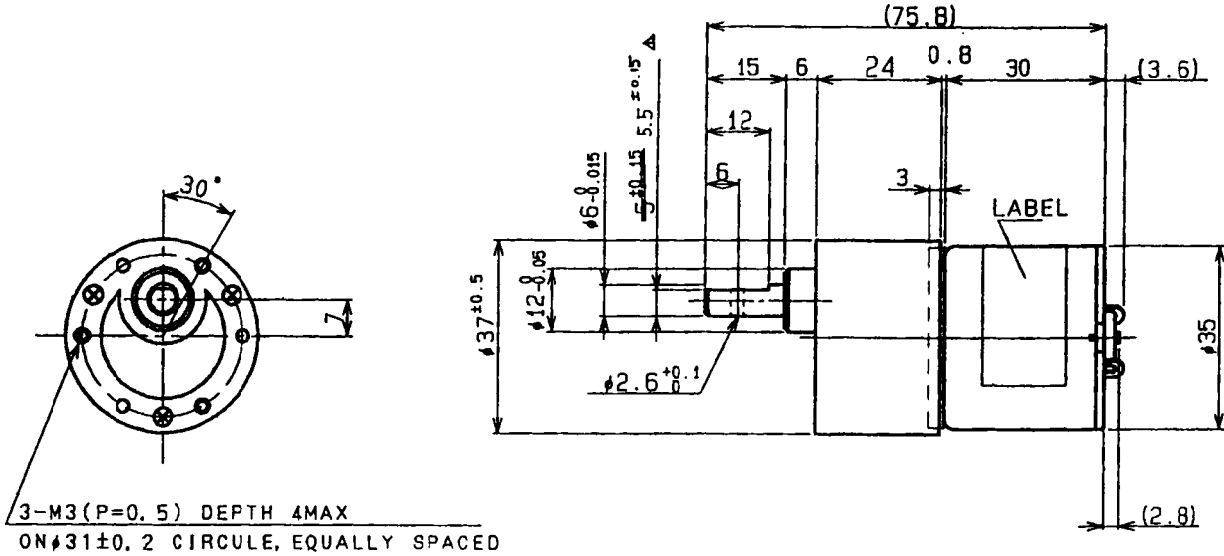
DRAWING NUMBER

|           |                   |
|-----------|-------------------|
| UNIT      | mm                |
| SCALE     | 1/1               |
| DESIGN    |                   |
| DRAWING   | K. MAENO          |
| INSPECTED | S. HASHIMOTO      |
| DATE      | 25. AUG. '97      |
| SECTION   | DESIGNING ON SALE |

ALTERATION

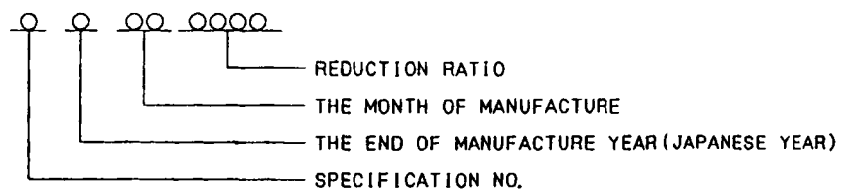
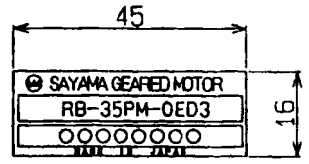
|   |            |          |
|---|------------|----------|
| △ | 1997. 9. 2 | K. MAENO |
| △ |            |          |
| △ |            |          |

N O T E




3-M3(P=0.5) DEPTH 4MAX  
ON φ31±0.2 CIRCULE, EQUALLY SPACED

- NOTE
1. OUTPUT SHAFT MUST NOT LOCKING
  2. GENERAL TOLERANCE: ±0.5 BELOW 10  
±0.7 ABOVE 10
  3. SPECIFICATION OF LABEL
    - 3-1 SHAPE AND SIZE
    - 3-2 LOT No.



4. THE POSITION OF MODEL NAME LABEL SHOULD BE MOTOR SIDE, THEREFORE THIS POSITION OF MODEL NAME LABEL IS FOR YOUR REFERENCE ONLY.



納品 1102-2