

Adlux

Roof Windows



Why Adlux?



New Zealand made

Adlux is a New Zealand owned and operated company and since the 1960's we have been manufacturing skylighting products here.

Our Adlux Roof Window range are all designed right here in New Zealand and all are made at our Penrose manufacturing facility.



Proven design, quality materials

As New Zealand's leader in Skylight reliability for over 50 years, Adlux Roof Windows are Designed and built for New Zealand weather conditions and are compatible with all roof systems.



Customisable

Every house is unique and here at Adlux we understand this. Our Roof Windows are customisable to the way you want them, be it size, colour or glazing we can accommodate this.



10 Year guarantee

Adlux Roof Windows are covered by a 10 year guarantee. We are confident that our products will give trouble free performance throughout this period and beyond.

All electric components and accessories are covered by a 2 year guarantee.



Service

The Adlux technical experts are on hand to advise and assist you at the design and specification stage.

We are also available for after-sales service at the contact printed on the back of this brochure.



Tested & Approved

All of our products are rigorously tested for quality and New Zealand living conditions.

They are designed to enhance your environment for years to come.

Our third party certifications give you the confidence that Adlux is the correct choice.





Adlux Range

Classic Roof Window

Page 4

Mega Roof Window

Page 6

Roof Window - Modular

Page 8

Eco Roof Window

Page 10

Round Roof Window






Page 12

let life in 

Key Features

- › **Made in NZ**
- › **Custom Sizing**
- › **Glazing Options**
- › **Low Pitch**
- › **Double Sealed and Leak Free**
- › **All Roof Types**
- › **All Wind Zones**
- › **Low Profile**
- › **Simple Upstand-type installation**

Full powder coated colour range available



**Standard Colour
Flaxpod**



Classic Roof Window

Simple and **cost effective** natural light

Classic Roof Window - Fixed

The robust fully engineered metal frame of our Classic Roof Windows enables it to withstand all wind zones. The simple, attractive profile of this conventional Roof Window makes it the right choice for practicality and value. Built for New Zealand weather conditions and compatible with all roof systems, the Classic comes in fifteen standard sizes and can be custom made.

Options

- › Choice of glazing
- › Available in 15 standard sizes
- › Custom sizes and shapes available
- › Roof pitch range 5 - 60 degrees
- › Compatible with all roof systems
- › Full colour range



Let natural light
enhance your space

Classic Roof Window - Venting

Designed specifically for bathrooms, toilets and laundries, the Adlux Classic Roof Window Vent is made with a permanent perforated metal strip around the external frame allowing for a constantly venting fixed skylight. Vent roof windows are designed to allow air movement without energy consumption. This is achieved through passive ventilation – the natural effect of humid stale air rising allowing fresh air to be drawn into your home.

Options

- › Choice of glazing
- › Available in 15 standard sizes
- › Custom sizes and shapes available
- › Roof pitch range 5 - 60 degrees
- › Compatible with all roof systems
- › Full colour range



Let the air flow
in and out



Classic Roof Window - Opening

Fill your home with natural light and fresh air with the Adlux Classic Opening Roof Window. Simply the best choice for any area requiring controllable ventilation.

Built for new Zealand weather conditions and compatible with all roof systems, the classic comes in fifteen standard sizes made with a robust fully engineered frame.



Control the
temperature
and ventilation

Options

- > Motorised opening
- > Rain sensor closing
- > Remote Controls
- > Connectable to home automation system
- > Choice of glazing
- > Available in 15 standard sizes
- > Custom sizes available
- > Roof pitch range 5 - 60 degrees
- > Compatible with all roof systems
- > Full colour range



Mega Roof Window

Fill larger spaces with plenty of natural light

Fixed

The Adlux Mega Roof Window is perfect for all those spaces where a smaller window just won't produce the wow factor you're looking for. Designed and constructed in the same tried and tested manner as our Classic roof windows, it's suitable for both residential and commercial projects. Get peace of mind with fully engineered frames and site-specific glazing.

Options

- › Fully engineered frame
- › Choice of glazing
- › Double or single glazed
- › Available in 4 standard sizes
- › Custom sizes and shapes available
- › Roof pitch range 5 - 60 degrees
- › Compatible with all roof systems
- › Full colour range



Let natural light
enhance your space

Venting

The Mega Roof Window Vent is perfect for large rooms where air humidity, moisture levels and heat can build up. It is the ideal solution for commercial buildings, indoor swimming pools, changing rooms and enclosed courtyards, keeping condensation and moisture under control at all times. Not recommended for habitable spaces.

Features

- › Fully engineered frame
- › Choice of glazing
- › Double or single glazed
- › Available in 4 standard sizes
- › Custom sizes and shapes available
- › Roof pitch range 5 - 60 degrees
- › Compatible with all roof systems
- › Full colour range



Let the air flow
in and out



Opening

Open up to the sky! An incredible, massive opening roof window that creates an upmarket effect, the Adlux Mega Roof Window can be electrically opened for unprecedented ventilation. Create cool, breezy environments for the warm summer months with the ability to retain warmth in winter.



Control the
temperature
and ventilation

Options

- › Motorised opening
- › Rain sensor closing
- › Remote Controls
- › Connectable to home automation system
- › Choice of glazing
- › Available in 4 standard sizes
- › Custom sizes available
- › Roof pitch range 5 - 60 degrees
- › Compatible with all roof systems
- › Full colour range



Roof Window - Modular

Exclusive product for maximum impact

Available only through Adlux, our Mega Roof Window now also comes in a modular option for achieving lengths of glazed roof windows never seen before. Developed due to an industry demand for large leak-free glazing systems, our modular system can be used in many areas where aluminium glazing bars would have traditionally been. Unlike glazing bars, our modular systems are fully factory glazed units coupled together on site with minimal fuss and maximum result.

Features

- › Fully engineered frame
- › Choice of glazing
- › Double or single glazed
- › Custom made
- › No limit to the length achievable
- › Roof pitch range 5 - 60 degrees
- › Compatible with all roof systems
- › Full colour range
- › Butt into wall/parapet or join over a ridge
- › Fully compatible with all roofing system flashings





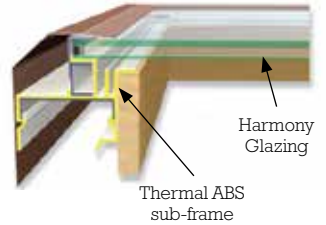
Eco Roof Window

High quality thermal ABS Sub-Frame

The Eco Roof Window is constructed from energy-saving fully thermal materials. It features a high quality ABS frame, which is UV-stabilised. The UV-inhibited glazing has been designed to eliminate UV exposure to any structural parts. The double-glazed units are made from low-emission toughened glass argon-filled, and a PVB laminate for UV block. This ensures fade protection for indoor furnishings - making it suitable for both residential and commercial projects.

Features

- › Available in 15 standard sizes
- › Roof pitch range 5 - 60 degrees
- › Compatible with all roof systems
- › Full colour range
- › UV-stabilised fully thermal frame for extra energy savings
- › High-spec Adlux 'Harmony' glazing R Value 0.65
- › Simple upstand-type installation
- › Low profile for a discreet appearance on the roof
- › Wall lining groove provides a quick and tidy finish





Round Roof Window

Make it the feature of the whole room

Get creative when designing your next project and think outside the square! Along with maximum sunlight the Adlux Round Roof Window is an impressive feature skylight delivering a dramatic departure from the ordinary and will become the centre piece of any project. Our fully engineered system can be custom made, and is compatible with all roof types.

Features

- › Passive Venting Option
- › Six standard sized up to 2.1m diameter
- › Integrally engineered
- › Custom sizing
- › Roof pitch range 5 - 60 degrees
- › Compatible with all roof systems





Power up Electric

All Roof windows installed in **out of reach** locations can be opened with ease by selecting the electric option.

With fingertip control of ventilation, as well as a rain sensor for automatic closing in the event of rain, the electric option is recommended for all installations over 2.5m high.

Options For:

- > Remote Control
- > Rain Sensor
- > Wind Sensor
- > Thermostatic control
- > Timer control
- > Multiple window control for commercial applications
- > Wifi Home Automation Integration



Rain Sensor for auto closing.



Remote Control




Wifi Switch

Glazing Options


Choose the Glazing that suits your requirements.

Custom Glazing Options


- > Toughened laminated glazing
- > Opaque/obscure glazing
- > Low E performance glass
- > Vitroglaze easy clean surface treatment
- > Argon gas spacer
- > Trafficable glass
- > Tripple glazing
- > Single glazing (outside of thermal envelope only)



Clear



Tint










Low E



Sizing & Options


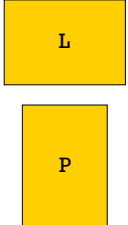
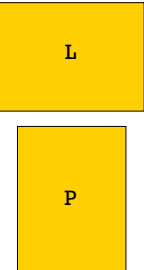
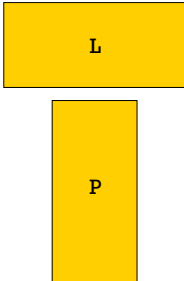
Classic Roof Windows L = Landscape P = Portrait

Sizes	 705 x705	 750 x600	 910 x910	 1030 x600	 1030 x705	 1030 x830	 1230 x830
Classic Roof Window fixed	RW77	RW86	RW99	RW106	RW107	RW108	RW128
Classic Roof Window Vent	RWv77	RWv86	RWv99	RWv106	RWv107	RWv108	RWv128
Classic Roof Window Opening	RWB77	RWB86L RWB86P	RWB99	RWB106L RWB106P	RWB107L RWB107P	RWB108L RWB108P	RWB128L RWB128P

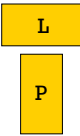
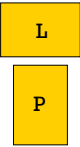
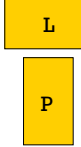




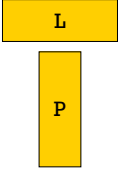
Eco Roof Windows

Eco Roof Window	RWA77	RWA86	RWA99	RWA106	RWA107	RWA108	RWA128
-----------------	-------	-------	-------	--------	--------	--------	--------

Mega Roof Windows







Sizes	 1655x1655	 2015x1415	 2400x1800	 3015x1415
Mega Roof Window Fixed	MRW1616	MRW2014	MRW2418	MRW3014
Mega Roof Window Vent	MRWv1616	MRWv2014	MRWv2418	MRWv3014
Mega Roof Window Opening	MRWB1616	MRWB2014L MRWB2014P	MRWB2418L MRWB2418P	MRWB3014L MRWB3014P

- All dimensions are nominal. Refer to product drawings for full dimensions and specifications
- Fixed and Vent models can be installed in any orientation
- Opening windows are Portrait (P) orientation as standard. Landscape (L) orientation can be specified at time of order

							
1325 x705	1325 x910	1450 x830	1030 x1030	1230 x1190	1315 x1315	1450 x1190	1910 x705
RW137	RW139	RW148	RW1010	RW1212	RW1313	RW1412	RW197
RWv137	RWv139	RWv148	RWv1010	RWv1212	RWv1313	RWv1412	RWv197
RWB137L RWB137P	RWB139L RWB139P	RWB148L RWB148P	RWB1010	RWB1212L RWB1212P	RWB1313	RWB1412L RWB1412P	RWB197L RWB197P

RWA137	RWA139	RWA148	RWA1010	RWA1212	RWA1313	RWA1412	RWA197
---------------	---------------	---------------	----------------	----------------	----------------	----------------	---------------

Round Roof Windows

						
	860mm	1060mm	1260mm	1560mm	1860mm	2160mm
Non Vent	RRW800	RRW1000	RRW1200	RRW1500	RRW1800	RRW2100
Vented	RRWV800	RRWV1000	RRWV1200	RRWV1500	RRWV1800	RRWV2100



At Adlux, we believe there's life to be found in every home. Our joy is in bringing yours to light.

As a family business with a friendly and capable team, we specialise in the design, supply, and installation of a range of window, lighting, outdoor, and roofing solutions for residential and commercial projects.

With a bespoke approach, we'll work with you to find the best solution for your project.

Whether locally produced or sourced internationally, we'll help you access and choose from a range of world-class, contemporary products that combine style with seamless function.

All of our products are rigorously tested for quality and New Zealand living conditions.

They are designed to enhance your environment for years to come.

Adlux Industries Limited
36 Olive Rd, Penrose, Auckland 1061
New Zealand

P.O. Box 13-866, Auckland 1643
New Zealand

0800 500 557

sales@adlux.co.nz
www.adlux.co.nz

let life in 

