

Type HV High Voltage Capacitors

Oil Filled/Impregnated, AC Rated, Metallized Polypropylene Capacitors



Type HV capacitors are constructed with low loss self healing metallized polypropylene film. Packaged in a cylindrical, oval and rectangular metal cases. Type HV capacitors are ideal for AC filtering, CVT filtering/snubbing, line current reduction and voltage regulation in power supply applications.

Highlights

- Self healing
- Protected
- Low energy consumption
- AC filtering
- Power supply filter/regulator
- CVT filter/snubber

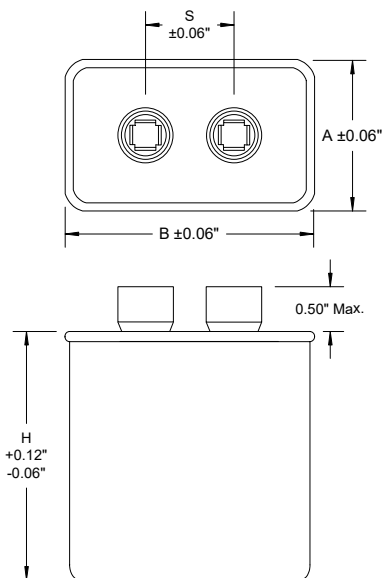
Specifications

Capacitance Range	0.5 μ F to 13 μ F
Capacitance Tolerance	\pm 5% standard, \pm 10%, \pm 6% and \pm 3% available
Rated Voltage	1000 Vac, 2000 Vac, 2500 Vac and 4000 Vac
Operating Temperature Range	-40 °C to 70 °C
Rated Frequency	50 Hz and 60 Hz
Rated Current	15 A _{rms} , fundamental plus any harmonics
Life	60,000 h with 94% survival rate
RoHS Compliant	

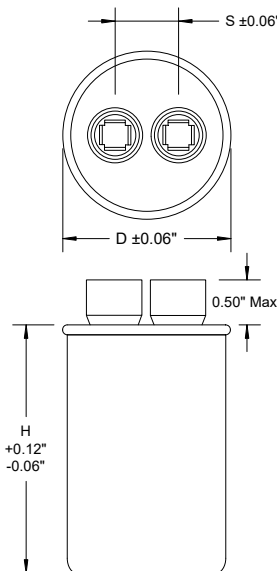
Dimensions

Construction Details	
Case Material	Tin Plated Steel or Aluminum
Encapsulation	Environmentally Safe Dielectric Fluid
Terminal Material	Tin Plated Steel

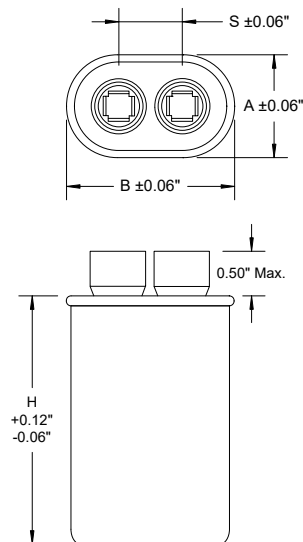
Rectangular Case Style



Round Case Style



Oval Case Style



Case Code	Dimensions (Inches)			H
	A	B	S	
A	1.31	2.16	0.81	See Ratings Table
C	1.91	2.91	0.81	
D	1.97	3.66	1.624	
R	2.84	4.56	1.624	

Case Code	Dimensions (inches)		H
	D	S	
P	1.87	0.81	See Ratings Table
T	2.62	0.81	

Type HV High Voltage Capacitors

Oil Filled/Impregnated, AC Rated, Metallized Polypropylene Capacitors

Part Numbering System

HV	C	KA	S	35	J	291	B
Series	Case	AC Volt	Case Material	Cap	Tol. ±%	Can Height	VAR
HV	A = 1 1/4" Oval C = 1 3/4" Oval D = 2.0" Oval P = 1 3/4" Round R = Rectangular T = 2 1/2" Round	KA = 1000 Vac LA = 2000 Vac LL = 2500 Vac MA = 3000 Vac NA = 4000 Vac	S = Steel case and cover T = Aluminum w/steel cover	7 = 7.0 μF 35 = 35.0 μF	J = ±5% L = ±3% H = ±6% K = ±10%	238 = 2.38" 291 = 2.91" 388 = 3.88" 475 = 4.75" 488 = 4.88"	B = 4 way 70 °C D = 4 way 90 °C Z = Other

Ratings

CDE Catalog Number	Cn (μF)	Case Code	Case Height	
			(in)	(mm)
1000 Vrms				
HVPKAT3J475B	3	P	4.75	121
HVPKAT5J475B	5	P	4.75	121
HVTKAT8J475B	8	T	4.75	121
HVTKAT10J475B	10	T	4.75	121
HVTKAT13J603B	13	T	6.03	153
HVAKAT3J288B	3	A	2.88	73
HVAKAT5J475B	5	A	4.75	121
HVCKAT8J391B	8	C	3.91	99
HVCKAT10J475B	10	C	4.75	121
HVDKAT13J475B	13	D	4.75	121
2000Vrms				
HVDLAT1J475B	1	D	4.75	121
HVDLAT3J475B	3	D	4.75	121
HVDLAT5J578B	5	D	5.78	147
2500Vrms				
HVDLCT1J475B	1	D	4.75	121
HVDLCT2J578B	2	D	5.78	147
HVDLCT3J578B	3	D	5.78	147
3000Vrms				
HVDMAT1J391B	1	D	3.91	99
HVDMAT2J578B	2	D	5.78	147
HVDMAT3J750B	3	D	7.50	191
4000Vrms				
HVDNAT0.5J475B	0.5	D	4.75	121
HVDNAT1J578B	1	D	5.78	147
HVRNAS1.8J603B	1.8	R	6.03	153

Options

Tinplated steel or aluminum cans, with and without studs, are available upon request.

Additional tolerances such as ±3%, ±6% and ±10% are available.

+90 °C ratings are available

Discharge resistors are available.

Notice and Disclaimer: All product drawings, descriptions, specifications, statements, information and data (collectively, the "Information") in this datasheet or other publication are subject to change. The customer is responsible for checking, confirming and verifying the extent to which the Information contained in this datasheet or other publication is applicable to an order at the time the order is placed. All Information given herein is believed to be accurate and reliable, but it is presented without any guarantee, warranty, representation or responsibility of any kind, expressed or implied. Statements of suitability for certain applications are based on the knowledge that the Cornell Dubilier company providing such statements ("Cornell Dubilier") has of operating conditions that such Cornell Dubilier company regards as typical for such applications, but are not intended to constitute any guarantee, warranty or representation regarding any such matter – and Cornell Dubilier specifically and expressly disclaims any guarantee, warranty or representation concerning the suitability for a specific customer application, use, storage, transportation, or operating environment. The Information is intended for use only by customers who have the requisite experience and capability to determine the correct products for their application. Any technical advice inferred from this Information or otherwise provided by Cornell Dubilier with reference to the use of any Cornell Dubilier products is given gratis (unless otherwise specified by Cornell Dubilier), and Cornell Dubilier assumes no obligation or liability for the advice given or results obtained. Although Cornell Dubilier strives to apply the most stringent quality and safety standards regarding the design and manufacturing of its products, in light of the current state of the art, isolated component failures may still occur. Accordingly, customer applications which require a high degree of reliability or safety should employ suitable designs or other safeguards (such as installation of protective circuitry or redundancies or other appropriate protective measures) in order to ensure that the failure of an electrical component does not result in a risk of personal injury or property damage. Although all product-related warnings, cautions and notes must be observed, the customer should not assume that all safety measures are indicated in such warnings, cautions and notes, or that other safety measures may not be required.