TERMINALS

UTILUX

EXPORT

UTILUX PTY. LIMITED

Head Office: 14 COMMERCIAL RD.,
KINGSGROVE, N.S.W., 2208
AUSTRALIA
Telex: AA21516
Telephone: (02) 50 0155

manufacturers of Electrical Connectors
Terminal Blocks
Electrical and Electronic
Components
Automotive Accessories
Power Line Connectors
Lugs and Links
Crimping Equipment
Hose Clamps and Band Clamp
Plastic Moulded Connectors
and Insulators
Telecommunications

VICTORIAN BRANCH
UTILUX PTY. LIMITED
1a Cromwell Street,
Caulfield Vic., 3162
Telephone: 528 2533
Telex: 33971
(P.O. Box 140
Caulfield South, Vic., 3162)

SOUTH AUSTRALIA
JACK EVANS PTY. LTD.
252 Angas Street, Adelaide, 5000
Telephone: 223 1646, 223 1838
Telex: 82433
(G.P.O. Box 232C,
Adelaide, S.A., 5001)

TASMANIA
ASSOCIATED AGENCIES PTY. LTD.
43 Albert Road, Moonah, Tas. 7009
Telephone: 28 0321
Telex: 58206
(P.O. Box 252,
Moonah, Tas., 7009)

ASSOCIATED AGENCIES PTY. LTD.,
93 Margaret Street, Launceston, 7250
Telephone: 31 3300, 31 3765
Telex: 58804
(P.O. Box 270,
Launceston, Tas., 7250)

QUEENSLAND
R. A. VENN PTY. LTD..
71 Doggett Street, Fortitude Valley, 4006
Telephone: 52 5421
Telex: 41064
(P.O. Box 259,
Valley, Qld., 4006)

WESTERN AUSTRALIA
EVERETT INTERNATIONAL PTY. LTD.,
17 Northwood Street, West Leederville, 6007
Telephone: 381 5500
Telex: 92811
(P.O. Box 83,
Leederville, W.A., 6007)

A.C.T.
FOSTER WARDEN PTY. LTD.,
84 Barrier Street, Fyshwick, 2609
Telephone: 80 5132
Telex: 62544
(P.O. Box 180,
Fyshwick, A.C.T., 2609)

UNITED KINGDOM
UTILUX PTY. (G.B.) LIMITED
Hillside Road East, Bungay,
Suffolk, England, NR35 1JX
Telephone: Bungay 2963
Telex: 975053

NOTE: Refer inside back cover 'OVERSEAS REPRESENTATIVES'

Dear Customer,

We are pleased to provide the latest edition of our catalogue illustrating the expanding world of UTILUX quality terminals.

For over 60 years UTILUX Pty. Limited has specialised in manufacturing connectors in Australia and our range of products now exceeds 10,000. New products are being developed continually to keep pace with changing techniques and designs in the electrical, electronic, automotive and telecommunications industries.

Due to the extensive and varied range of connectors produced by UTILUX which are used by many industries, we have published our catalogue in five sections.

Section 1: Illustrates terminals, connectors, mouldings and associated crimping tools used in the manufacture of electrical appliances, electrical and electronic equipment, automotive manufacturing, telecommunications and electrical power distribution industries.

Section 2: Covers lugs and links, terminal blocks and crimping equipment. These products are widely used in the electrical power field by supply authorities and electrical contractors.

Section 3: Electronic connectors, specialised connectors for the electronic industry from printed circuit board edge connectors to terminals. Standard terminals, as outlined in Section 1, are also applicable to this industry.

Section 4: Automotive products for the manufacturer and the after-market. Depicting trailer connectors, hose clamps and a variety of automotive connections. Section 1 also applies to this industry.

Section 5: Accessories, products such as cable pin clips, television antenna accessories, lamp holders and many more useful connectors and clamps for all forms of industry.

The information contained in this and other sections of UTILUX catalogues is a reference guide only and as modifications and changes are being continually made, UTILUX Pty. Limited reserves the right to alter data contained herein without notice. For more precise details of our products we welcome your enquiry through your nearest UTILUX representative.

INFORMATION CONTAINED IN THIS CATALOGUE

All left hand side (odd numbered) pages contain data relating to illustrations on opposite right hand (even numbered) page.

Data pages contain the following information:

Illus. No.	Cat. No.	Material	Thick-ness (mm)	Finish	Length A (mm)	Width B (mm)	Height C (mm)	O.D. (mm)	Hole Slot or Screw Size (mm)	Max. Insula-tion Dia. (mm)	Wire Size (mm²)	Avail. in Reels	Notes

Dimensions of products

Normal finish of standard products.
Variations to finish are available on request.

Thickness of material used.

Reference Notes

If terminal is available in continuous-strip form, the number and letter indicates the page illustrating a 75 mm strip in actual size.

Standard material from which product is produced.
Variations to material are available on request.

Wire gauge acceptable for satisfactory crimping.
See metrication under introductory notes.

These UTILUX Catalogue Nos. are in numerical sequence for that page for quick reference to any product.

If insulation support is available, this indicates maximum diameter for satisfactory support.

Illustration No. refers to the numerical sequence of the product illustration on the opposite page.

Introductory Notes:

Metrication — This section, where possible, shows metric converted dimensions rather than imperial units. Wire sizes have been converted from A.W.G. (American Wire Gauge) and may not correspond **exactly** with metric wire sizes readily available. Please refer to your nearest UTILUX representative for detailed crimping information.

Australian Standards for Q.C.'s — Quick-connect Terminals made by UTILUX are manufactured to comply with American N.E.M.A. Standards and Australian Standards C-169-1964, which is similar to the British Standard. A summary of specifications applying at the time of publication of this catalogue are as follows:

TABS

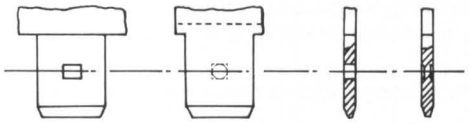

RECEPTACLES

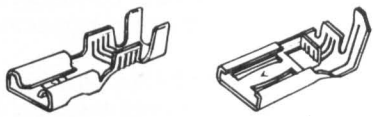

TABS — Temperature Specifications

Temperature Range	Material and Finish
Up to 85°C	Natural Brass
Up to 125°C	Brass Electro Tinned Brass Nickel Plated
Up to 150°C	Brass Silver Plated
Up to 200°C	Nickel Silver*
* Stainless Steel or Nickel Silver for Earthing in extreme temperatures.	

RECEPTACLES — Temperature Specifications

Temperature Range	Material and Finish
Up to 85°C	Natural Brass*
Up to 125°C	Brass Electro Tinned* Brass Nickel Plated*
Up to 150°C	Brass Silver Plated*
Up to 200°C	Nickel Silver*
* Phosphor Bronze may be used as above where application warrants.	

Current Ratings and Application — Retention Values

Designation of Connector	Current Rating	Maximum Initial Application Value		Minimum Withdrawal Value After Sixth Application	
Millimetes	Amps	Pounds	Kilograms	Pounds	Kilograms
2.4	7.5	8	3.73	2	0.93
2.8	7.5	8	3.73	2	0.93
4.8	10	9	4.08	4	1.86
6.3	20	14	6.35	5	2.27
9.5	30	18	8.16	10	4.54

Test Loads for Stranded Conductor Attachment

Conductor	Ins.	0.034	0.046	0.057	0.076	0.092	0.108
Diameter	mm	0.864	1.16	1.45	1.93	2.34	2.74
Nom. Area Sq. Ins.		0.0006	0.0010	0.0017	0.0030	0.0048	0.0070
Stranding	0.0076 ins.	14	23	40	70	110	162
(Number of Strands)	0.012 ins.	6	9	16	28	44	65
Conductor	pounds	16	30	45	65	94	135
Pull-off Load	Kgs	6.26	13.61	20.41	29.48	42.64	61.24

UTILUX Quick Connect Tabs and Receptacles are also manufactured on application with alternative pull-off specifications to suit multi-way terminal connector assemblies and many other applications.

Metric/A.W.G. Conversions as used for wire sizes in this catalogue:

AREA mm²	CONDUCTOR A.W.G.
0.05	30
0.08	28
0.12	26
0.2	24
0.3	22
0.4	21
0.5	20
0.7	19
0.8	18
1.0	17
1.3	16
1.5	15
2.1	14

AREA mm²	CONDUCTOR A.W.G.
2.5	13
3.1	12
4.2	11
5.2	10
6.5	9
8.4	8
10.8	7
13.3	6
16.8	5
21.2	4
26.7	3
33.6	2
42.4	1

Testing — UTILUX operates a N.A.T.A. Laboratory for continuous testing and research purposes. Terminals are constantly being qualified through milli-volt drop tests, temperature rise, high voltage insulation withstand tests, etc.

SECTION INDEX

1 2.3 mm & 2.8 mm MICRO Q.C. RECEPTACLES
2 4.8 mm Q.C. RECEPTACLES
3 6.3 mm Q.C. RECEPTACLES
4 9.5 mm Q.C. RECEPTACLES AND TABS
5 2.3 mm AND 2.8 mm MICRO Q.C. TABS
6 4.8 mm MINIATURE Q.C. TABS
7 6.3 mm Q.C. TABS
8 6.3 mm Q.C. ADAPTORS
9 EYE TERMINALS WITH INSULATION SUPPORT
10 EYE TERMINALS WITHOUT INSULATION SUPPORT
11 SLOTTED TERMINALS
12 FLAG TERMINALS
13 SOLDERLESS LUGS
14 RADIO SOLDER LUGS
15 AUTOMOTIVE DISTRIBUTOR & SPARK PLUG TERMINALS
16 BULLET TERMINALS
17 BULLET RECEPTACLES
18 PIN TERMINALS AND RECEPTACLES
19 SPLICE TERMINALS
20 PLUG PINS
21 SPECIAL TERMINALS
22 6.3 mm SUPERGRIP QC TERMINALS
23 CONTINUOUS STRIP TERMINALS
24 MERCHANDISERS AND ASSORTMENT KITS
25 TELECOMMUNICATIONS CABLE SPLICING
26 Q.C. MOULDED CONNECTORS
27 TERMINAL INSULATORS
28 CRIMP-ON INSULATORS
29 SPECIAL MOULDINGS
30 6.3 mm Q.C. CONNECTOR HOUSINGS
31 UTILUX-MOLEX MINIATURE PIN CONNECTORS
32 UTILUX-MOLEX STANDARD CONNECTOR HOUSINGS
33 UTILUX-MOLEX LONG-TRACKING CONNECTORS (INTERNATIONAL) SERIES M1991
34 UTILUX-MOLEX LONG-TRACKING CONNECTORS (INTERNATIONAL) SERIES M3191
35 CRIMPING TOOLS

Cat. No.	Page No.	Illus. Ref.	Cat. No.	Page No.	Illus. Ref.	Cat. No.	Page No.	Illus. Ref.	Cat. No.	Page No.	Illus. Ref.	Cat. No.	Page No.	Illus. Ref.
H079	61	1	H134 & W	35	12	H236	23	45	H256A	39	9	H351	31	24
H080	61	2	H135	35	24	H236D	23	45	H256AS	39	9	H352	21	15
H082	61	3	H135 & W	35	24	H236E	23	45	H257	39	13	H354	43	7
H084	61	4	H136	35	26	H236F	23	35	H257S	39	13	H355	43	1
H086	61	5	H136 & W	35	26	H237	21	17	H258	39	16	H357	33	79
H090	61	6	H138	35	8	H237A	21	17	H258S	39	16	H361	49	54
H092	61	7	H138A	35	8	H239	25	15	H259	39	17	H362	49	67
H093	61	8	H138 & W	35	8	H239A	25	15	H259S	39	17	H362A	49	68
H093A	61	8	H150W	35	1	H239B	25	24	H260	39	7	H363	31	9
H094	61	9	H151	47	1	H240	27	6	H260S	39	7	H363A	31	9
H096	61	10	H194	35	15	H240A	27	6	H261	39	11	H363B	31	9
H096A	61	10	H194 & W	35	15	H240B	29	37	H261A	39	11	H363D	31	9
H098	63	11	H195	35	16	H240C	29	34	H261S	39	11	H363E	31	19
H099	63	12	H195 & W	35	16	H240D	29	34	H266	39	14	H363F	31	19
H100	63	13	H196	35	14	H240E	29	36	H267	39	12	H363G	31	19
H101	41	1	H196 & W	35	14	H240G	27	6	H267S	39	12	H364	31	21
H102	41	2	H197	35	27	H241	25	15	H268	39	15	H366	31	16
H104	41	3	H197 & W	35	27	H241A	25	15	H268A	39	15	H367	31	32
H104D	41	3	H198	35	25	H241B	25	24	H268AS	39	15	H368	31	37
H104E	41	3	H198 & W	35	25	H242	27	6	H268S	39	15	H369	39	18
H105	41	4	H199	29	38	H242A	27	6	H275	39	25	H371	37	49
H105E	41	5	H219	31	5	H242B	29	37	H283	39	26	H373	37	50
H114	41	6	H219B	31	5	H242C	29	34	H284	39	22	H373A	37	50
H117	41	7	H221	23	27	H242D	29	34	H286	25	13	H379	37	55
H119	41	8	H222	27	23	H242E	29	36	H289	21	19	H380	35	32
H120	41	9	H223	21	22	H247	25	16	H290	25	3	H381	35	32
H120B	41	9	H223B	21	22	H247A	25	16	H291	25	3	H382	35	32
H120D	41	9	H224	21	22	H247B	25	23	H294	39	28	H383	35	32
H121	41	10	H224B	21	22	H247C	27	11	H296	37	41	H386	37	53
H121B	41	10	H225	25	20	H248	39	1	H298	33	55	H388	35	29
H122	33	49	H225A	25	20	H252	39	2	H299	33	56	H388 & W	35	29
H123A	31	33	H225B	25	20	H252A	39	3	H300	33	59	H389	35	30
H124	31	33	H226	27	13	H252AS	39	3	H314	37	34	H389 & W	35	30
H125	31	33	H227	25	20	H252S	39	2	H315	45	1	H390	35	28
H125A	31	33	H228	27	13	H252B	39	2	H316	37	33	H390M	35	28
H125B	31	33	H229	25	9	H252BS	39	2	H316A	37	33	H390 & W	35	28
H126	31	11	H231	23	33	H253	39	4	H316B	37	33	H390M & W	35	28
H127	31	13	H231B	23	34	H253S	39	4	H317	47	2	H393	33	72
H129	31	17	H231C	27	19	H254	39	5	H318	35	31	H395	33	75
H130	31	31	H231D	23	33	H254A	39	5	H319	37	47	H396	33	76
H131	35	7	H231E	23	34	H254AS	39	5	H320	37	58	H397	33	40
H131 & W	35	7	H232	23	36	H254S	39	5	H325	49	64	H398	33	39
H132	35	9	H232A	23	36	H255	39	6	H339	33	41	H399	31	38
H132 & W	35	9	H233	23	40	H255A	39	6	H339A	33	41	H400	35	5
H133	35	11	H233A	23	40	H255AS	39	6	H340	25	7	H400 & W	35	5
H133 & W	35	11	H234	29	26	H255S	39	6	H344	39	31	H401	35	6
H134	35	12	H235	29	25	H256	39	9	H350	31	24	H401 & W	35	6

Cat. No.	Page No.	Illus. Ref.	Cat. No.	Page No.	Illus. Ref.	Cat. No.	Page No.	Illus. Ref.	Cat. No.	Page No.	Illus. Ref.	Cat. No.	Page No.	Illus. Ref.
H402	35	2	H476C	25	17	H742B	37	43	H946E	17	139	H1094E	17	143
H402 & W	35	2	H477	37	35	H743	37	48	H947	17	123	H1094F	9	26
H403	35	4	H478	27	10	H743A	37	48	H947B	17	123	H1094G	11	41
H403 & W	35	4	H479	27	7	H743C	37	48	H950	3	10	H1094J	11	41
H404	35	10	H480	29	35	H744	37	51	H951	17	123	H1094K	11	41
H404 & W	35	10	H481	37	44	H744A	37	51	H951A	17	123	H1094M	11	41
H405	35	13	H482	37	37	H744C	37	51	H952	11	56	H1095	13	76
H405 & W	35	13	H483	27	5	H744D	37	51	H952A	11	57	H1096	11	47
H406	37	38	H483A	27	5	H744E	37	51	H953	3	29	H1097	13	77
H407	37	39	H484	27	12	H744F	37	51	H953B	3	29	H1097A	13	77
H408	39	29	H485	37	36	H744FB	37	51	H954	15	106	H1098	17	124
H409	29	29	H486	29	27	H747	39	30	H954A	15	106	H1099	9	12
H410	29	26	H487	21	21	H751	35	22	H954B	15	106	H1099A	9	12
H410A	29	26	H487A	21	21	H752	35	22	H954D	15	105	H1100	13	71
H412A	29	26	H488	29	26	H755	27	7	H955	3	1	H1120	7	1
H413	23	39	H489	29	31	H755A	27	7	H955A	3	3	H1122	7	2
H413A	23	39	H490	29	31	H760	25	18	H955D	3	1	H1123	7	3
H414	23	32	H491	37	40	H760A	25	18	H955E	3	7	H1124	7	4
H414A	23	32	H494	43	2	H761	33	65	H955F	3	2	H1125	7	5
H414B	23	32	H495	39	27	H763	21	20	H955FB	3	2	H1127	7	6
H415	23	44	H495A	39	27	H763A	23	28	H955G	3	1	H1127D	7	7
H415A	23	44	H600	25	12	H763B	21	20	H955J	3	3	H1127E	7	7
H416	23	37	H600A	25	12	H763C	21	20	H955N	3	6	H1127F	7	7
H418	29	28	H603	25	17	H765	25	10	H955P	3	7	H1127G	7	8
H419	29	28	H604	27	8	H766	27	1	H955T	3	4	H1127T	7	6
H420	23	37	H604A	27	8	H767	29	34	H957	9	30	H1128	7	9
H421	21	16	H605	37	42	H773	35	21	H958	9	28	H1129	1	1
H423	23	38	H606	35	22	H774	35	23	H1011	47	5	H1130	1	2
H423A	23	38	H607	49	62	H774 & W	35	23	H1012	65	1	H1131	5	2
H424	23	37	H608	35	3	H775	33	51	H1013	65	2	H1131T	5	3
H425	47	11	H608 & W	35	3	H777	33	60	H1015	45	16	H1132	5	1
H426	47	11	H610	25	19	H780	35	19	H1058	11	50	H1133	5	43
H427	47	11	H611	39	19	H780 & W	35	19	H1058D	11	51	H1134	3	27
H428	47	11	H612	49	63	H781	35	17	H1059	11	37	H1134A	3	27
H429	47	11	H613	63	14	H781 & W	35	17	H1059A	13	82	H1134B	3	27
H430	21	5	H614	63	15	H782	35	20	H1061	13	91	H1135	65	1
H430B	21	5	H615	39	23	H782 & W	35	20	H1062	13	92	H1135A	65	1
H431	29	30	H618	33	71	H783	35	18	H1063	13	61	H1135B	65	1
H432	29	30	H619	33	46	H783 & W	35	18	H1063A	13	61	H1135C	65	1
H433	23	39	H619A	33	46	H828	49	59	H1064	17	149	H1135G	65	1
H435	23	25	H619B	33	46	H829	43	5	H1065	11	45	H1136	65	2
H435A	23	25	H620	33	66	H830	43	5	H1065A	9	22	H1136A	65	2
H435E	27	17	H621	33	67	H834	49	53	H1066	13	74	H1136C	65	2
H435F	27	4	H627	31	6	H847	43	6	H1067	11	38	H1137	65	11
H436	33	48	H629	39	10	H852	41	8	H1071	3	30	H1137D	65	11
h440	33	73	H630	35	21	H855	41	9	H1072	3	25	H1138	65	3
H443	33	45	H630A	35	21	H858	41	12	H1072B	3	25	H1138A	65	3
H445	33	64	H631	31	35	H863	41	8	H1075	15	107	H1138B	65	3
H446	31	23	H632	49	57	H864	41	1	H1076	19	1	H1138C	65	3
H447	31	25	H633	33	43	H865	41	2	H1077	13	68	H1139	65	4
H449	31	30	H633A	33	50	H866	43	10	H1077S	17	158	H1139A	65	4
H450	31	22	H634	33	70	H868	41	9	H1078	15	107	H1139B	65	4
H450A	31	22	H634A	33	77	H869	41	9	H1079	15	96	H1143	1	5
H452	31	36	H635	31	27	H892	31	18	H1082	9	29	H1143A	1	5
H453	31	34	H636	33	58	H920	49	65	H1083	9	29	H1143B	1	5
H454	31	26	H637	37	54	H940	5	31	H1084	9	29	H1144	1	6
H455	33	57	H639	31	28	H940B	5	31	H1085	9	29	H1144C	1	6
H457	23	41	H642	31	7	H941	11	39	H1086	11	44	H1144E	1	6
H458	23	42	H643	31	8	H941A	9	13	H1087	11	44	H1145	1	2
H459	41	5	H644	31	12	H941D	17	129	H1088	11	44	H1145A	1	2
H461	39	20	H645	31	20	H942	19	11	H1089	11	44	H1145B	1	2
H464	39	21	H646	31	10	H942A	19	12	H1090	13	80	H1145E	1	2
H464A	39	21	H647	31	14	H943	13	70	H1091	13	80	H1146	1	1
H464B	39	21	H648	31	15	H943A	9	14	H1092	13	80	H1147	7	10
H466	25	11	H649	31	29	H946	17	137	H1093	13	80	H1148	1	4
H468	49	51	H740	37	43	H946A	17	141	H1094	11	41	H1149	1	4
H469	49	61	H741	37	43	H946B	17	141	H1094A	9	26	H1150	1	3
H475	27	9	H742	37	43	H946C	17	138	H1094B	17	130	H1151	7	12
H476	25	17	H742A	37	43	H946D	17	155	H1094D	11	43	H1151A	7	12

Cat. No.	Page No.	Illus. Ref.	Cat. No.	Page No.	Illus. Ref.	Cat. No.	Page No.	Illus. Ref.	Cat. No.	Page No.	Illus. Ref.	Cat. No.	Page No.	Illus. Ref.
H1151B	7	10	H1192	9	2	H1535A	21	24	H1880	5	7	H1939	13	73
H1151C	7	12	H1198	19	13	H1535B	21	24	H1880A	5	7	H1940	11	53
H1151D	7	10	H1239	47	9	H1535D	27	21	H1880E	5	7	H1941	9	19
H1151E	7	12	H1239A	47	9	H1537	27	14	H1880F	5	7	H1942	17	151
H1151F	7	12	H1239D	47	9	H1541	21	23	H1881	9	1	H1943	11	52
H1151G	7	10	H1239E	47	10	H1542	23	30	H1882	9	11	H1944	17	144
H1152	7	19	H1239F	47	9	H1542A	23	31	H1883	17	161	H1946	13	87
H1152C	7	19	H1239G	47	9	H1542D	23	31	H1884	17	163	H1947	13	89
H1152E	7	16	H1239J	47	10	H1545	49	69	H1885	13	90	H1947A	13	89
H1153	7	18	H1239M	47	9	H1546	33	78	H1886	9	16	H1948	9	20
H1153A	7	18	H1240	49	66	H1550	37	46	H1887	13	64	H1950	17	154
H1153C	7	18	H1243	49	56	H1550D	37	46	H1888	15	110	H1950D	17	154
H1153D	7	18	H1243B	49	56	H1552	41	6	H1889	11	42	H1954	19	5
H1153E	7	16	H1243D	49	56	H1553	49	71	H1901	19	10	H1954B	19	5
H1153F	7	16	H1243E	49	56	H1553A	49	71	H1902	19	6	H1956B	5	36
H1154	7	11	H1243F	49	56	H1553B	49	71	H1903	11	52	H1956E	5	36
H1154A	7	12	H1244	47	40	H1553C	49	71	H1904	15	117	H1956F	5	36
H1155	7	15	H1245	47	41	H1554	39	8	H1905	15	116	H1956G	5	36
H1156	7	11	H1246	27	3	H1557	43	7	H1906	15	118	H1957	19	16
H1156A	7	11	H1247	21	7	H1559	39	8	H1907	17	159	H1958	3	13
H1156F	7	5	H1247D	21	7	H1560	47	47	H1908	13	79	H1960	5	38
H1156S	7	11	H1248	47	49	H1569	21	13	H1909	19	18	H1961	5	38
H1157	7	14	H1248A	47	50	H1570	31	2	H1909B	19	18	H1962	5	39
H1158	19	21	H1279	43	7	H1570B	31	2	H1910	13	70	H1962G	5	39
H1159	19	22	H1279C	43	7	H1570C	33	63	H1911	17	157	H1963	5	39
H1159A	19	22	H1280	41	10	H1570D	31	2	H1912	17	121	H1964	47	19
H1160	11	48	H1281	25	8	H1571	37	52	H1913	19	2	H1968	1	6
H1160F	9	24	H1282	25	6	H1573	33	69	H1914	17	136	H1969	3	14
H1162	13	63	H1282B	25	6	H1574	45	7	H1915	17	132	H1969A	3	14
H1162A	13	63	H1283	41	10	H1574B	45	7	H1916	13	76	H1969B	3	14
H1163	15	97	H1285	43	8	H1574C	45	7	H1916F	9	24	H1970	19	3
H1164	15	106	H1285D	43	8	H1575	47	26	H1917	13	78	H1970B	19	3
H1166	15	103	H1286	43	8	H1576N	47	27	H1917B	17	152	H1971	3	20
H1166A	15	103	H1286A	43	8	H1577	47	28	H1917C	17	147	H1971A	3	20
H1167	15	104	H1286B	43	8	H1578	47	25	H1917D	9	21	H1971B	3	20
H1168	11	36	H1287	21	5	H1579	49	70	H1917E	17	133	H1972	3	21
H1168E	11	36	H1287B	21	5	H1581	45	19	H1918	13	73	H1972A	3	21
H1169	13	59	H1288	25	6	H1852	27	18	H1919	9	21	H1972B	3	21
H1169A	13	59	H1289	27	18	H1853	21	5	H1920	15	111	H1973	3	23
H1169B	13	59	H1289B	27	18	H1855	21	11	H1920D	15	111	H1973A	3	23
H1169D	17	148	H1290	43	4	H1856	21	11	H1921	13	58	H1973B	3	23
H1170	9	4	H1290D	43	4	H1856B	21	11	H1921D	13	58	H1974	3	22
H1171	39	24	H1292	21	5	H1857	21	11	H1922	11	49	H1974A	3	22
H1172	39	32	H1292B	21	5	H1857B	21	11	H1923	13	84	H1974B	3	22
H1173	39	33	H1294	25	6	H1858	47	35	H1924	9	8	H1975	5	41
H1174	47	8	H1504	45	15	H1859	45	5	H1924G	9	8	H1975B	5	41
H1174A	47	8	H1521	25	21	H1859B	45	5	H1925	9	3	H1976	3	24
H1176	47	30	H1522	47	45	H1860	27	18	H1926	17	125	H1976A	3	24
H1176A	47	30	H1522A	47	46	H1861	43	8	H1926A	17	126	H1976B	3	24
H1176E	47	30	H1523	17	162	H1862	37	62	H1927	11	40	H1977	17	131
H1176N	47	30	H1524	21	5	H1863	21	9	H1927D	17	142	H1978	17	164
H1177	13	93	H1524B	21	5	H1863C	27	22	H1927E	9	17	H1979	7	9
H1178	13	69	H1525	33	78	H1863D	27	22	H1927G	9	17	H1979A	7	2
H1179	13	94	H1527	45	9	H1863F	21	10	H1928	67	1	H1979B	7	13
H1180	13	95	H1527A	45	9	H1863M	21	10	H1929	9	27	H1979D	7	9
H1181	13	72	H1527B	45	9	H1864	21	9	H1929A	9	27	H1980	17	127
H1182	15	103	H1527D	45	9	H1865	27	20	H1930	9	35	H1981	15	113
H1183	9	31	H1528	23	26	H1867	43	9	H1931	11	55	H1982	15	98
H1183A	13	62	H1528D	23	26	H1867D	43	9	H1932	19	14	H1983	15	114
H1184	15	102	H1528F	23	26	H1868	47	21	H1933	17	150	H1983A	15	114
H1186	9	9	H1529	23	26	H1869	47	43	H1934	47	31	H1984	9	32
H1188	9	6	H1530	37	56	H1870	49	60	H1934A	47	32	H1984A	9	32
H1189	9	5	H1531	37	57	H1871	37	59	H1934B	47	44	H1984B	17	153
H1190	13	88	H1532	47	42	H1872	45	2	H1935	47	33	H1984E	17	153
H1190D	13	88	H1533	21	12	H1874	43	4	H1935A	47	34	H1985	11	53
H1191	3	11	H1533D	21	12	H1876	45	6	H1936	13	86	H1987	9	25
H1191A	3	11	H1533E	21	12	H1877	49	55	H1936A	47	48	H1988	17	156
H1191B	3	11	H1533F	21	12	H1878	43	11	H1937	9	18	H1990	15	119
H1191T	3	12	H1535	21	24	H1878D	43	11	H1938	9	15	H1991	15	120

Cat. No.	Page No.	Illus. Ref.
H1992	17	128
H1993	17	145
H1993A	17	145
H1994	15	109
H1994A	15	109
H1994E	15	109
H1995	17	138
H1996	17	146
H1997	13	66
H1998	13	89
H1999	15	108
H1999A	15	108
H1999N	15	108
H1999E	15	108
H2085	65	12
H2085A	65	12
H2085B	65	12
H2088	65	5
H2088A	65	5
H2088B	65	5
H2089	65	6
H2089A	65	6
H2089B	65	6
H2090	65	17
H2091	65	18
H2092	65	1
H2093	65	14
H2093A	65	14
H2093B	65	14
H2094	65	13
H2094A	65	13
H2094B	65	13
H2095	65	16
H2096	65	19
H2096B	65	19
H2240	47	36
H2240A	47	36
H2241	47	37
H2245	47	38
H2246	47	39
H2247	47	7
H2248	47	7
H2249	37	45
H2251	33	53
H2252	33	52
H2253	33	44
H2254	33	54
H2258	49	52
H2263	43	2
H2264	43	9
H2265	45	2
H2266	45	3
H2270	45	4
H2290	65	2
H2291	65	3
H2292	65	—
H2297	65	4
H2298	65	5
H2299	65	7
H2300	65	6
H2554	45	13
H2555	45	10
H2555B	45	10
H2556	45	12
H2557	45	11
H2562-1	45	21
	63	
H2563-1	45	22
	63	

Cat. No.	Page No.	Illus. Ref.
H2564-1	45	21
	63	
H2570	45	14
H2571	7	1
H2571D	7	1
H2571E	7	1
H2572	9	34
H2573	17	135
H2574	11	54
H2575	13	65
H2576	17	140
H2577	17	137
H2579	7	13
H2580	19	15
H2581	17	160
H2582	15	112
H2583	13	81
H2584	13	81
H2585	13	83
H2586	13	85
H2587	19	17
H2588	3	5
H2589	19	4
H2590	1	7
H2590A	1	7
H2590B	1	7
H2591	3	15
H2591A	3	15
H2591B	3	15
H2592	3	16
H2592A	3	16
H2592B	3	16
H2593	3	17
H2593A	3	17
H2593B	3	17
H2593D	3	17
H2594	5	40
	49	10
H2595	5	40
	49	10
H2596	5	41
	49	10
H2597	3	28
H2597A	3	28
H2597B	3	28
H2598	1	8
H2599	3	26
H2651	45	4
H2651A	45	5
H2652	45	6
H2652A	45	7
H2652E	45	8
H2659	67	1
H2662	67	2
H2663	67	3
H2664	67	4
H2665	67	5
H2667	67	4
H2671	67	6
H2680	37	63
H2681	37	63
H2682	37	63
H2686	37	63
H2691	47	14
H2692	47	13
H2693	23	43
H2694	25	22
H2695	47	24
H2696	41	11

Cat. No.	Page No.	Illus. Ref.
H2697	49	58
H2698	47	15
H2699	41	12
H2703	25	14
H2704	33	42
H2704C	33	68
H2706	31	1
H2707	41	7
H2708	45	20
H2711	27	16
H2712	27	16
H2713	27	24
H2714	45	1
H2715	21	18
H2716	45	3
H2717	33	47
H2718	21	14
H2720	29	32
H2721	41	11
H2722	45	8
H2723	47	20
H2725	45	8
H2726	21	4
H2727	47	22
H2728	47	23
H2729	37	61
H2730	37	60
H2731	45	17
H2732	33	74
H2733	49	1
H2734	49	1
H2736	49	2
H2737	49	2
H2740	43	8
H2740B	43	8
H2740D	43	8
H2743	43	3
H2758	21	6
H2759	21	6
H2760	21	6
H2760B	21	6
H2761	21	6
H2761B	21	6
H2763	29	33
H2763B	29	33
H2764	43	13
H2765	43	12
H2766	43	12
H2767	43	19
H2767C	43	20
H2768	45	9
H2769	45	10
H2770	41	13
H2771	41	13
H2772	47	16
H2773	43	19
H2774	43	14
H2775	43	11
H2777	43	18
H2778	43	11
H2779	45	11
H2780	45	12
H2780A	45	12
H2782	41	3
H2791	65	15
H2791A	65	15
H2792	65	7
H2794	65	8
H2801	65	20

Cat. No.	Page No.	Illus. Ref.
H2802	65	21
H2805	65	9
H2806	65	10
H2821	65	8
H2822	65	9
H2831	1	3
H2832	9	7
H2833	5	42
H2833B	5	42
H2834	5	33
H2834B	5	33
H2835	5	34
H2835B	5	34
H2837	5	4
H2837A	5	4
H2837T	5	4
H2839	3	16
H2839A	3	16
H2839B	3	16
H2840	5	37
H2840B	5	37
H2842	47	12
H2843	1	5
H2843B	1	5
H2844	49	6
H2845	49	6
H2846	49	6
H2847	19	19
	49	11
H2848	19	20
	49	14
H2849	19	19
	49	11
H2850	49	12
H2851	49	7
H2852	3	18
H2852A	3	18
H2852B	3	18
H2853	5	5
	49	19
H2854	9	10
H2855	9	10
H2856	9	10
H2858	7	20
H2859	1	7
H2862	13	60
H2863	15	100
H2863A	15	100
H2864	15	99
H2865	15	101
H2866	17	122
H2868	9	26
H2869	7	14
H2870	7	15
H2870G	7	16
H2871	47	29
H2872	7	17
H2872E	7	17
H2876	7	8
H2877	7	3
H2878	7	7
H2879	7	4
H2880	7	17
H2881	13	67
H2882	5	6
H2883	7	19
H2884	3	8
H2885	3	9
H2886	17	134

Cat. No.	Page No.	Illus. Ref.
H2886D	17	134
H2888	47	26
H2889	47	27
H2890	47	28
H2892	13	59
H2894	19	7
H2896	19	8
H2899	19	9
H3107	49	3
H3108	49	3
H3109	49	3
H3300	65	1
H3301	65	2
H3302	65	3
H3307	67	2
H3308	67	3
H3309	67	4
H3321-2	67	2
H3321-3	67	3
H3321-4	67	5
H3321-6	67	9
H3322-6	67	7
H3324-2	67	1
H3324-3	67	4
H3324-4	67	6
H3326-3	67	11
H3326-6	67	10
H3327-6	67	8
H3501	31	3
H3502	31	4
H3503	33	61
H3504	33	62
H3505	41	14
H3506	41	14
H3507	15	107
H3508	31	3
H3509	31	4
H3530	25	1
H3531	25	1
H3532	25	1
H3533	25	2
H3534	7	20
H3535	7	14
H3536	7	14
H3537	7	14
H3538	7	14
H3539	25	15
H3540	25	15
H3541	25	15
H3542	27	6
H3543	27	6
H3544	29	37
H3545	29	34
H3547	23	29
H3548	23	29
H3549	23	29
H3550	23	29
H3551	21	8
H3552	7	18
H3555	5	35
H3559	1	9
	49	13
H3560	49	20
H3561	49	20
H3562	49	20
H3571	25	4
H3572	25	4
H3573	25	4
H3574	25	4

Cat. No.	Page No.	Illus. Ref.	Cat. No.	Page No.	Illus. Ref.	Cat. No.	Page No.	Illus. Ref.	Cat. No.	Page No.	Illus. Ref.	Cat. No.	Page No.	Illus. Ref.
H3575	3	19	H3919	41	13	H3966	45	19	H9323	71	6	M1625-24R	69	21
H3576	9	23		49	17	H3967	45	20	H9324	71	7	M1649-8P	69	13
H3577	13	75	H3920	41	13	H3968	45	21	H9326	71	12	M1649-8R	69	14
H3578	11	46		49	17	H3970	45	22	H9329	71	14	M1653-P	71	10
H3579	11	46	H3922	43	11	H3971	45	17	H9332	71	16	M1653-R	71	9
H3580	7	22		49	18	H3972	45	23	H9352	71	3	M1772-36P	69	24
H3581	7	21	H3923	43	11	H3978	47	3	H9353	71	5	M1772-36R	69	23
H3584	9	33		49	18	H3979	5	32	H9354	71	8	M1991-3P	71	2
H3586	45	18	H3930	21	3	H3980	47	4	H9356	71	11	M1991-3R	71	1
H3587	45	18	H3931	21	3	H3986E	43	15	H9359	71	13	M1991-9P	71	3
H3592	23	47	H3932	21	3	H3987	47	6	H9362	71	15	M1991-9R	71	4
H3594	23	46	H3936	27	15	H3998	47	17	H9372	71	3	M1991-15P	71	5
H3595	23	46	H3937	27	15	H3999	43	1	H9373	71	5	M1991-15R	71	6
H3620	43	3	H3938	27	15	H4107	49	4	H9374	71	8	M3191-2R	73	2
H3621	43	10	H3941	25	6	H4108	49	4	H9376	71	11	M3191-2P	73	1
H3700B	3	20	H3942	25	6	H4109	49	4	H9379	71	13	M3191-3R	73	4
H3701B	3	21	H3943	25	6	H4207	49	5	H9382	71	15	M3191-3P	73	3
H3702	5	35	H3946	27	2	H4208	49	5	M1619-P	71	2	M3191-4R	73	6
H3703	7	6	H3947	27	2	H4209	49	5	M1619-R	71	1	M3191-4P	73	5
H3705	15	115	H3948	27	2	H9001	43	22	M1625-IP	69	2	M3191-6R	73	8
H3706	15	115	H3953	41	4	H9002	43	21	M1625-IR	69	1	M3191-6P	73	7
H3901	49	16	H3954	41	4	H9007	43	16	M1625-2P	69	4	M3191-9R	73	10
H3904	41	4	H3955	41	15	H9008	43	17	M1625-2R	69	3	M3191-9P	73	9
H3905	47	18	H3956	41	16	H9012	43	5	M1625-4P	69	7	M3191-12R	73	12
H3906	21	2	H3957	41	15	H9013	43	6	M1625-4R	69	8	M3191-12P	73	11
H3907	21	1	H3958	41	16	H9103-3P	69	6	M1625-5P	69	10	M3191-15R	73	14
H3909	25	5	H3959	41	17	H9153-3P	69	6	M1625-5R	69	9	M3191-15P	73	13
H3910	49	15	H3960	41	18	H9203-3R	69	5	M1625-6P	69	11	No. 50	63	1
H3911	49	15	H3961	45	13	H9253-3R	69	5	M1625-6R	69	12	No. 52	63	2
H3912	49	15	H3962	45	14	H9302	71	4	M1625-9P	69	16			
H3913	49	8	H3962E	45	15	H9303	71	6	M1625-9R	69	15			
H3914	49	8	H3963	45	16	H9304	71	7	M1625-12P	69	18			
H3915	49	8	H3963A	45	16	H9306	71	12	M1625-12R	69	17			
H3916	49	9	H3964	45	17	H9309	71	14	M1625-15P	69	20			
H3917	49	9	H3964A	45	17	H9312	71	16	M1625-15R	69	19			
H3918	49	9	H3964F	45	18	H9322	71	4	M1625-24P	69	22			

CRIMPING TOOLS

No. 00	76	13	HTR1719C	75	8
Model 3	78	1	HTR1758	77	18
No. 6	75	1	HT1921	75	7
No. 11B	77	22	HTR2262A	75	8
No. 11C	77	23	HTR2445A	77	19
No. 12B	76	9			
No. 12C	77	24			
No. 13B	76	10			
No. 14	75	2			
No. 16	76	14			
No. 17	75	5			
No. 18	76	15			
No. 20	76	17			
No. 21A	76	16			
No. 28	76	11			
No. 44	77	20			
No. 47	75	3			
No. 60	76	12			
No. 61	75	4			
No. 62	78	1			
No. 63	78	2			
No. 65	75	6			
No. 74	77	21			
HTR1031C	75	8			
HT1719C	75	8			

Section 1.

MICRO Q.C. RECEPTACLES (2.3 mm & 2.8 mm)

Illus. No.	Cat. No.	Material	Thickness (mm)	Finish	Length A (mm)	Width B (mm)	Height C (mm)	O.D. (mm)	Hole Slot or Screw Size (mm)	Max. Insulation Dia. (mm)	Wire Size (mm²)	Avail. in Reels	Notes
1	**H1129**	Brass	0.40	Natural	12.5	—	—	—	—	2.4	0.3-0.7	51/A	Roll in Crimp
2	**H1130**	Brass	0.40	Natural	12.5	—	—	—	—	1.1-1.9	—	51/B	Insulation Pierce Crimp
6	**H1144**	Brass	0.30	Natural	15.2	—	—	—	—	2.9	0.2-0.7	51/C	Mates with 2.8 mm Tab
6	**H1144C**	Brass	0.30	ET	15.2	—	—	—	—	2.9	0.2-0.7	51/C	Mates with 2.8 mm Tab. With Dimple
6	**H1144E**	Brass	0.30	Natural	15.2	—	—	—	—	1.5-2.9	0.2-0.7	51/C	Mates with 2.8 mm Tab. Less Dimple
4	**H1148**	Brass	0.40	Natural	12.6	—	—	—	—	1.4	—	51/D	Insulation Pierce Crimp
3	**H2831**	Brass	0.40	ET	14.0	—	—	—	—	1.5	—	51/E	Insulation Pierce Crimp. Tapered Q.C. Receptacle
5	**H2843**	Brass	0.30	ET	13.3	—	—	—	—	0.9-1.8	—	51/F	Insulation Pierce Crimp
5	**H2843B**	Nickel Silver	0.30	Natural	13.3	—	—	—	—	0.9-1.8	—	51/F	Insulation Pierce Crimp
7	**H2859**	Brass	0.30	ET	15.4	—	—	—	—	1.5-2.9	0.2-0.7	—	Mates with 2.8 mm Tabs. Locking Tang

Section 2.

4.8 mm Q.C. RECEPTACLES

Illus. No.	Cat. No.	Material	Thickness (mm)	Finish	Length A (mm)	Width B (mm)	Height C (mm)	O.D. (mm)	Hole Slot or Screw Size (mm)	Max. Insulation Dia. (mm)	Wire Size (mm²)	Avail. in Reels	Notes
5	**H1143**	Brass	0.30	Natural	15.4	—	—	—	—	3.3	0.4-1.0	51/G	
5	**H1143A**	Ph. Bronze	0.30	Natural	15.4	—	—	—	—	3.3	0.4-1.0	51/G	
5	**H1143B**	Nickel Silver	0.30	Natural	15.4	—	—	—	—	3.3	0.4-1.0	51/G	
2	**H1145**	Brass	0.40	Natural	12.6	—	—	—	—	3.3	0.4-1.0	51/H	Pre-tubed version is **H3600** Fits 0.8 mm thick Tab
2	**H1145A**	Ph. Bronze	0.40	Natural	12.6	—	—	—	—	3.3	0.4-1.0	51/H	
2	**H1145B**	Nickel Silver	0.40	Natural	12.6	—	—	—	—	3.3	0.4-1.0	51/H	
2	**H1145E**	Brass	0.40	ET	12.6	—	—	—	—	3.3	0.4-1.0	51/H	
1	**H1146**	Brass	0.30	Natural	12.0	—	—	—	—	1.6	1.0	51/J	
4	**H1149**	Brass	0.30	Natural	15.4	—	—	—	—	3.3	0.4-1.0	51/G	With Tang
3	**H1150**	Brass	0.40	Natural	12.7	—	—	—	—	4.0	0.4-1.0	51/K	
6	**H1968**	Brass	0.30	ET	15.4	—	—	—	—	3.3	1.0	51/G	Cont. only. With Dimple. Fits 0.8 mm thick Tab. Purple Dye over Plated Finish
7	**H2590**	Brass	0.40	Natural	15.4	—	—	—	—	3.3	0.4-1.0	51/L	Pre-tubed version is **H3602**
7	**H2590A**	Ph. Bronze	0.40	Natural	15.4	—	—	—	—	3.3	0.4-1.0	51/L	Pre-tubed version is **H3602**
7	**H2590B**	Nickel Silver	0.40	Natural	15.4	—	—	—	—	3.3	0.4-1.0	51/L	Pre-tubed version is **H3602**
8	**H2598**	Brass	0.40	Natural	17.0	—	—	—	—	2 x 2.8	2 x 0.3	51/M	
9	**H3559**	Brass P.V.C.	0.40	ET	18.9	—	-	—	—	3.7	0.4-0.7	—	Red Pre-Insulated

MICRO Q.C. RECEPTACLES (2.3 mm & 2.8 mm)

1



H1129
2.3 mm

2

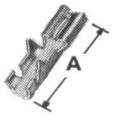

H1130
2.3 mm

3

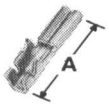

H2831
Tapered

4

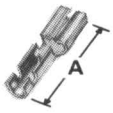

H1148
2.3 mm

5

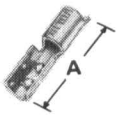

H2843, H2843B
2.3 mm

6

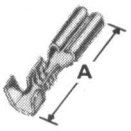

H1144,
H1144C, H1144E
2.8 mm

7

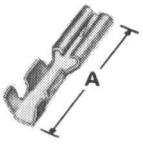

H2859
2.8 mm

4.8 mm Q.C. RECEPTACLES

1

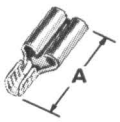

H1146

2

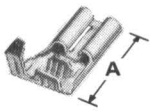

H1145,
H1145A, H1145B,
H1145E

3

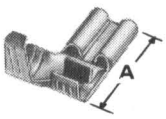

H1150

4

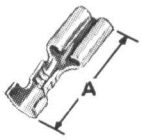

H1149

5

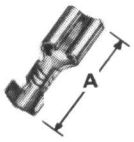

H1143,
H1143A, H1143B

6

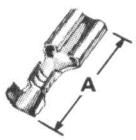

H1968,
H1968A

7

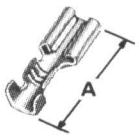

H2590,
H2590A, H2590B

8

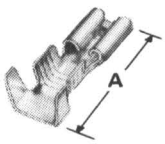

H2598

9

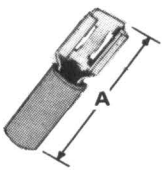

H3559

Section 3.

Electric Fence PC Rods

6.3 mm Q.C. RECEPTACLES

Illus. No.	Cat. No.	Material	Thickness (mm)	Finish	Length A (mm)	Width B (mm)	Height C (mm)	O.D. (mm)	Hole Slot or Screw Size (mm)	Max. Insulation Dia. (mm)	Wire Size (mm²)	Avail. in Reels	Notes
10	**H950**	Brass	0.70	Natural	14.2	8.0	—	—	—	—	0.7-3.1	51/P	
29	**H953**	Brass	0.45	Natural	19.8	—	—	—	—	3.3	0.7-2.1	—	Pre-tubed **H1976**
29	**H953B**	Nickel Silver	0.45	Natural	19.8	—	—	—	—	3.3	0.7-2.1	—	Pre-tubed **H1976B**
1	**H955**	Brass	0.70	Natural	17.5	—	—	—	3.3	—	—	—	
3	**H955A**	Brass	0.70	Natural	7.0	—	8.0	—	3.3	—	—	—	Bent 90° Angle
1	**H955D**	Brass	0.70	Natural	17.5	—	—	—	4.3	—	—	—	
7	**H955E**	Brass	0.70	Natural	7.0	—	8.0	—	3.3	—	—	—	Bent 45° Angle
2	**H955F**	Brass	0.70	Natural	17.5	—	—	—	5/32"WH	—	—	—	Tapped Hole
2	**H955FB**	Nickel Silver	0.70	Natural	17.5	—	—	—	5/32" WH	—	—	—	Tapped Hole
1	**H955G**	Brass	0.70	Natural	17.5	—	—	—	2.5	—	—	—	
3	**H955J**	Brass	0.70	Natural	7.0	—	8.0	—	4.3	—	—	—	Bent 90° Angle
6	**H955N**	Brass	0.70	Natural	7.0	—	8.0	—	4.3	—	—	—	Bent 70° Angle
7	**H955P**	Brass	0.70	Natural	7.0	—	8.0	—	4.3	—	—	—	Bent 45° Angle
4	**H955T**	Brass	0.70	Natural	7.0	—	8.0	—	5/32"WH	—	—	—	90° Angle Rev. Bend. Tapped Hole
30	**H1071**	Brass	0.45	Natural	19.8	—	—	—	—	3.3	0.7-2.1	—	Pre-tubed Wire Crimp
25	**H1072**	Brass	0.45	Natural	19.8	—	—	—	—	3.8	0.7-2.1	51/Q	Similar to **H1976**
25	**H1072B**	Nickel Silver	0.45	Natural	19.8	—	—	—	—	3.8	0.7-2.1	51/Q	Similar to **H1976B**
27	**H1134**	Brass	0.45	Nat or ET	19.8	—	—	—	—	5.0	2.5-5.3	—	Similar to **H2599**
27	**H1134A**	Ph. Bronze	0.45	Natural	19.8	—	—	—	—	5.0	2.5-5.3	—	Similar to **H2599A**
27	**H1134B**	Nickel Silver	0.45	Natural	19.8	—	—	—	—	5.0	2.5-5.3	—	Similar to **H2599B**
11	**H1191**	Brass	0.45	Natural	15.1	8.4	—	—	—	3.8	0.7-2.1	52/A	
11	**H1191A**	Ph. Bronze	0.45	Natural	15.1	8.4	—	—	—	3.8	0.7-2.1	52/A	
11	**H1191B**	Nickel Silver	0.45	Natural	15.1	8.4	—	—	—	3.8	0.7-2.1	52/A	
12	**H1191T**	Brass	0.45	Natural	15.1	8.4	—	—	—	3.8	0.7-2.1	52/A	Locking Tang
13	**H1958**	Ph. Bronze	0.45	Natural	15.9	15.2	—	—	—	4.0	0.7-2.1	52/C	Dimple
14	**H1969**	Brass	0.45	Natural	14.7	8.6	—	—	—	3.9	0.7-2.1	52/E	With Dimple
14	**H1969A**	Ph. Bronze	0.45	Natural	14.7	8.6	—	—	—	3.9	0.7-2.1	52/E	With Dimple
14	**H1969B**	Nickel Silver	0.45	Natural	14.7	8.6	—	—	—	3.9	0.7-2.1	52/E	With Dimple
20	**H1971**	Brass	0.45	Natural	19.8	—	—	—	—	2.8	0.4-0.8	52/F	
20	**H1971A**	Ph. Bronze	0.45	Natural	19.8	—	—	—	—	2.8	0.4-0.8	52/F	
20	**H1971B**	Nickel Silver	0.45	Natural	19.8	—	—	—	—	2.8	0.4-0.8	52/F	
21	**H1972**	Brass	0.45	Natural	19.8	—	—	—	—	4.0	0.7-2.1	52/F	
21	**H1972A**	Ph. Bronze	0.45	Natural	19.8	—	—	—	—	4.0	0.7-2.1	52/F	
21	**H1972B**	Nickel Silver	0.45	Natural	19.8	—	—	—	—	4.0	0.7-2.1	52/F	
23	**H1973**	Brass	0.45	Natural	19.8	—	—	—	—	2 x 3.3	2 x 0.7-1.0	52/G	Two Wire
23	**H1973A**	Ph. Bronze	0.45	Natural	19.8	—	—	—	—	2 x 3.3	2 x 0.7-1.0	52/G	Two Wire
23	**H1973B**	Nickel Silver	0.45	Natural	19.8	—	—	—	—	2 x 3.3	2 x 0.7-1.0	52/G	Two Wire
22	**H1974**	Brass	0.45	Natural	19.8	—	—	—	—	4.9	2.5-3.3	52/H	
22	**H1974A**	Ph. Bronze	0.45	Natural	19.8	—	—	—	—	4.9	2.5-3.3	52/H	
22	**H1974B**	Nickel Silver	0.45	Natural	19.8	—	—	—	—	4.9	2.5-3.3	52/H	
24	**H1976**	Brass	0.45	Natural	19.8	—	—	—	—	4.0	0.7-2.1	52/K	Pre-tubed version **H953**. Similar to **H1072**
24	**H1976A**	Ph. Bronze	0.45	Natural	19.8	—	—	—	—	4.0	0.7-2.1	52/K	Pre-tubed version **H953**. Similar to **H1072A**
24	**H1976B**	Nickel Silver	0.45	Natural	19.8	—	—	—	—	4.0	0.7-2.1	52/K	Pre-tubed version **H953**. Similar to **H1072B**
5	**H2588**	Brass	0.70	Natural	7.0	—	8.0	—	3.2	—	—	—	90° Angle Reverse Bend
15	**H2591**	Brass	0.45	Natural	14.2	8.6	—	—	—	3.2	0.3-0.7	52/L	
15	**H2591A**	Ph. Bronze	0.45	Natural	14.2	8.6	—	—	—	3.2	0.3-0.7	52/L	
15	**H2591B**	Nickel Silver	0.45	Natural	14.2	8.6	—	—	—	3.2	0.3-0.7	52/L	
16	**H2592**	Brass	0.45	Natural	15.8	12.0	—	—	—	4.3	1.0-3.0	52/M	Similar to **H2839**
16	**H2592A**	Ph. Bronze	0.45	Natural	15.8	12.0	—	—	—	4.3	1.0-3.0	52/M	Similar to **H2839A**
16	**H2592B**	Nickel Silver	0.45	Natural	15.8	12.0	—	—	—	4.3	1.0-3.0	52/M	Similar to **H2839B**
17	**H2593**	Brass	0.45	Natural	14.2	8.6	—	—	—	4.0	0.7-2.1	52/L	
17	**H2593A**	Ph. Bronze	0.45	Natural	14.2	8.6	—	—	—	4.0	0.7-2.1	52/L	
17	**H2593B**	Nickel Silver	0.45	Natural	14.2	8.6	—	—	—	4.0	0.7-2.1	52/L	
17	**H2593D**	Steel	0.45	NL	14.2	8.6	—	—	—	4.0	0.7-2.1	52/L	
28	**H2597**	Brass	0.45	Natural	19.8	—	—	—	—	2 x 3.3	2 x 0.7-1.0	52/N	Two Wire
28	**H2597A**	Ph. Bronze	0.45	Natural	19.8	—	—	—	—	2 x 3.3	2 x 0.7-1.0	52/N	Two Wire
28	**H2597B**	Nickel Silver	0.45	Natural	19.8	—	—	—	—	2 x 3.3	2 x 0.7-1.0	52/N	Two Wire
26	**H2599**	Brass	0.45	Natural	19.8	—	—	—	—	5.0	2.5-5.3	52/N	Similar to **H1134** Singles only
16	**H2839**	Brass	0.45	Natural	15.9	12.9	—	—	—	4.9	1.0-3.1	52/M	With Dimple. Similar to **H2592**
16	**H2839A**	Ph. Bronze	0.45	Natural	15.9	12.9	—	—	—	4.9	1.0-3.1	52/M	With Dimple. Similar to **H2592A**
16	**H2839B**	Nickel Silver	0.45	Natural	15.9	12.9	—	—	—	4.9	1.0-3.1	52/M	With Dimple. Similar to **H2592B**
18	**H2852**	Brass	0.45	Natural	14.9	8.6	—	—	—	3.9	0.7-2.1	—	Pre-tubed **H2593**
18	**H2852A**	Ph. Bronze	0.45	Natural	14.9	8.6	—	—	—	3.9	0.7-2.1	—	Pre-tubed **H2593A**
18	**H2852B**	Nickel Silver	0.45	Natural	14.9	8.6	—	—	—	3.9	0.7-2.1	—	Pre-tubed **H2593B**
8	**H2884**	Brass	0.70	Natural	7.0	—	8.0	—	4.3	—	—	—	Bent 30° Angle
9	**H2885**	Brass	0.70	Natural	7.0	—	8.0	—	—	—	—	—	Bent 45° Angle
19	**H3575**	Brass	0.45	Natural	15.0	11.7	—	—	—	2 x 3.3	2 x 0.7-1.0	52/U	
20	**H3700B**	Nickel Silver	0.45	Natural	19.8	—	—	—	—	2.15	0.5-1.0	52/F	For PTFE insulation also available in Brass
21	**H3701B**	Nickel Silver	0.45	Natural	19.8	—	—	—	—	2.25	1.0-1.5	52/F	

6.3 mm Q.C. RECEPTACLES

1

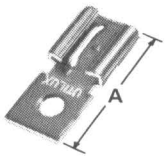

H955, H955D, H955G

2



H955F, H955FB

3



H955A, H955J

4



H955T

5

H2588

6



H955N

7

H955E, H955P

8

H2884

9

H2885

10

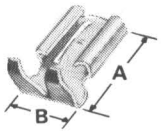

H950

11

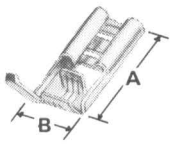

H1191, H1191A, H1191B

12

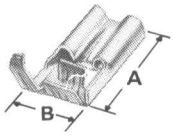

H1191T

13

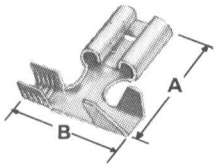

H1958

14

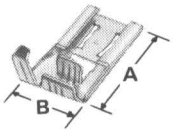

H1969, H1969A, H1969B

15

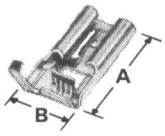

H2591, H2591A, H2591B

16

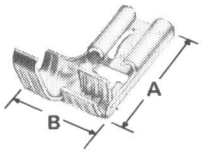

H2592, H2592A, H2592B, H2839, H2839A, H2839B

17

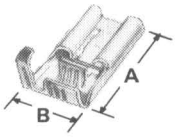

H2593, H2593A, H2593B, H2593D

18

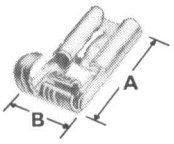

H2852, H2852A, H2852B

19

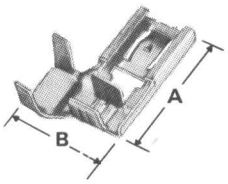

H3575

20

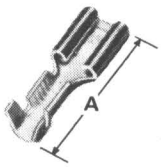

H1971, H1971A, H1971B, H3700B

21

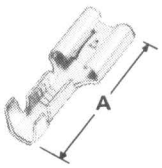

H1972, H1972A, H1972B, H3701B

22

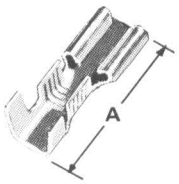

H1974, H1974A, H1974B

23

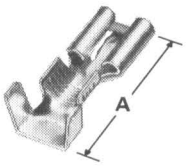

H1973, H1973A, H1973B

24

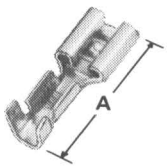

H1976, H1976A, H1976B

25

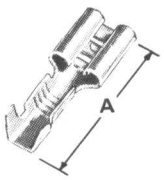

H1072, H1072B

26

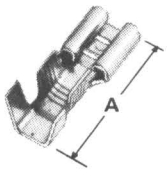

H2599

27

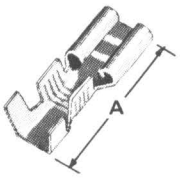

H1134, H1134A, H1134B

28

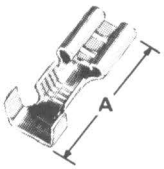

H2597, H2597A, H2597B

29

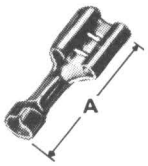

H953, H953B

30

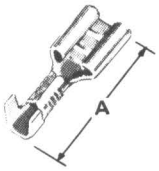

H1071

Section 3. (Cont.)

6.3 mm Q.C. RECEPTACLES

Illus. No.	Cat. No.	Material	Thickness (mm)	Finish	Length A (mm)	Width B (mm)	Height C (mm)	O.D. (mm)	Hole Slot or Screw Size (mm)	Max. Insulation Dia. (mm)	Wire Size (mm²)	Avail. in Reels	Notes
31	**H940**	Brass	0.50	Natural	19.0	—	—	—	—	4.0	0.4-2.1	51/N	
31	**H940B**	Nickel Silver	0.50	Natural	19.0	—	—	—	—	4.0	0.4-2.1	51/N	
43	**H1133**	Ph. Bronze	0.30	Natural	8.3	8.1	—	—	—	—	1.0		Receptacle mount
36	**H1956B**	Nickel Silver	0.40	Natural	19.8	—	—	—	—	3.3	0.4-2.1	52/B	Tang with Dimple. Auto. only. Strip form only.
36	**H1956E**	Brass	0.30	Natural	19.8	—	—	—	—	3.3	0.4-2.1	52/B	Tang with Dimple. Auto. only. Strip form only.
36	**H1956F**	Brass	0.30	Natural	19.8	—	—	—	—	3.3	0.4-2.1	52/B	Tang less Dimple. Auto. only. Strip form only.
36	**H1956G**	Brass	0.40	Natural	19.8	—	—	—	—	3.3	0.4-2.1	52/B	Tang with Dimple. Auto. only. Strip form only.
38	**H1960**	Brass	0.45	Natural	19.5	—	—	—	—	4.0	0.7-2.1	52/D	Tang without Dimple
38	**H1961**	Brass	0.45	Natural	19.5	—	—	—	—	4.0	0.7-2.1	52/D	Tang with Dimple. Stepped. Auto. only
39	**H1962**	Brass	0.45	Natural	19.5	—	—	—	—	2 x 3.3	2 x 0.7-1.0	52/D	Tang without Dimple. Auto. only
39	**H1962G**	Brass	0.45	ET	19.5	—	—	—	—	2 x 3.3	2 x 0.7-1.0	52/D	Tang without Dimple. Auto. only
39	**H1963**	Brass	0.45	Natural	19.5	—	—	—	—	2 x 3.3	2 x 0.7-1.0	52/D	Tang with Dimple. Stepped. Auto. only
41	**H1975**	Brass	0.81	Natural	21.8	—	—	—	—	4.0	0.7-2.1	52/J	Cont. only. Similar to **H2838**
41	**H1975B**	Nickel Silver	0.81	Natural	21.8	—	—	—	—	4.0	0.7-2.1	52/J	Similar to **H2838**
40	**H2594**	Brass	0.70	ET	22.5	—	—	—	—	3.5	0.25-1.5	—	Pre-Insulated Red
40	**H2595**	Brass	0.70	ET	23.4	—	—	—	—	4.3	0.6-3.0	—	Pre-Insulated Blue
40	**H2596**	Brass	0.70	ET	26.0	—	—	—	—	6.3	2.0-6.5	—	Pre-Insulated Yellow
42	**H2833**	Brass	0.40	Natural	19.6	—	—	—	—	3.9	0.7-2.1	52/P	
42	**H2833B**	Nickel Silver	0.40	Natural	19.6	—	—	—	—	3.9	0.7-2.1	52/P	
33	**H2834**	Brass	0.45	Natural	19.6	—	—	—	—	3.3	0.7-2.5	52/Q	Locking Tang and Dimple. Suits **H2096**
33	**H2834B**	Nickel Silver	0.45	Natural	19.6	—	—	—	—	3.3	0.7-2.5	52/Q	Locking Tang and Dimple. Suits **H2096**
34	**H2835**	Brass	0.45	Natural	19.7	—	—	—	—	2 x 3.3	2 x 0.5-2.1	52/R	Locking Tang and Dimple. Suits **H2096**
34	**H2835B**	Nickel Silver	0.45	Natural	19.7	—	—	—	—	2 x 3.3	2 x 0.5-2.1	52/R	Locking Tang and Dimple. Suits **H2096**
37	**H2840**	Brass	0.30	Natural	19.7	—	—	—	—	2 x 3.3	2 x 0.7-1.0	52/S	With Tang
37	**H2840B**	Nickel Silver	0.30	Natural	19.7	—	—	—	—	2 x 3.3	2 x 0.7-1.0	52/S	With Tang
35	**H3555**	Brass	0.30	Natural	19.8	—	—	—	—	3.9	0.7-2.1	52/T	Locking Tang. Auto. only
35	**H3702**	Brass	0.30	Natural	19.8	—	—	—	—	2.8	0.3-0.7	52/T	Also available ET
32	**H3979**	Brass	0.45	Natural	19.8	—	—	—	—	3.9	0.7-2.1	52/Q	With Tang and Dimple. Suits **H2096**

Section 4.

9.5 mm Q.C. RECEPTACLES AND TABS

2	**H1131**	Brass	0.50	Natural	27.0	—	—	—	—	4.3	2.1-5.2	53/A	
3	**H1131T**	Brass	0.50	Natural	27.0	—	—	—	—	4.3	2.1-5.2	53/A	Tang
1	**H1132**	Ph. Bronze	0.30	Natural	12.0	7.9	—	—	—	—	1.3		Receptacle Mount
7	**H1880**	Brass	1.14	Natural	14.8	—	15.9	—	6.0	—	—	—	45° Angle
7	**H1880A**	Brass	1.14	Natural	14.8	—	15.9	—	8.2	—	—	—	45° Angle
7	**H1880E**	Brass	1.14	Natural	14.8	—	15.9	—	5.2	—	—	—	45° Angle
7	**H1880F**	Brass	1.14	Natural	14.8	—	15.9	—	7.4	—	—	—	45° Angle
4	**H2837**	Brass	0.50	Natural	26.5	—	—	—	—	5.0	2.1-5.2	53/B	
4	**H2837A**	Ph. Bronze	0.50	Natural	26.5	—	—	—	—	5.0	2.1-5.2	53/B	
4	**H2837T**	Brass	0.50	Natural	26.5	—	—	—	—	4.7	2.0-6.4	53/B	Tang
5	**H2853**	Brass/P.V.C	—	ET	29.0	—	—	—	—	6.3	2.0-6.5	—	Yellow insulated
6	**H2882**	Brass	1.10	Natural	29.4	—	—	—	—	4.4	3.1	53/C	

6.3 mm Q.C. RECEPTACLES (CONT.)

31

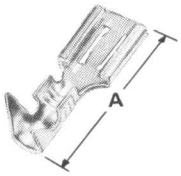

H940,
H940B

32

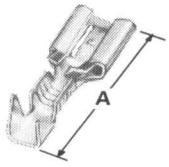

H3979

33

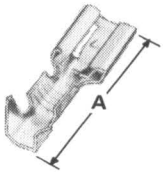

H2834,
H2834B

34

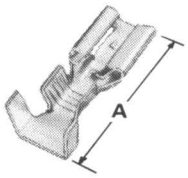

H2835,
H2835B

35

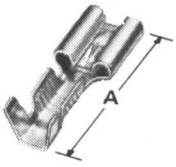

H3555, H3702

36

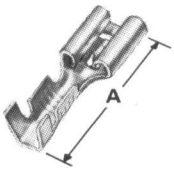

H1956B, H1956E,
H1956F, H1956G

37

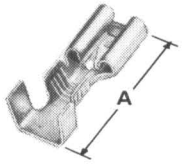

H2840,
H2840B

38

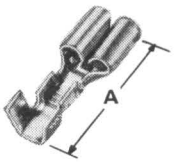

H1960, H1961

39

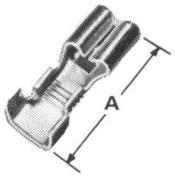

H1962, H1962G,
H1963

40

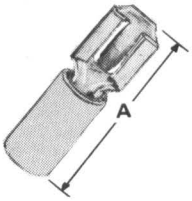

H2594, H2595, H2596

41

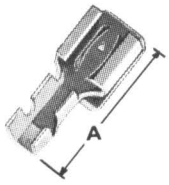

H1975,
H1975B

42

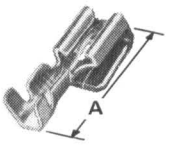

H2833,
H2833B

43

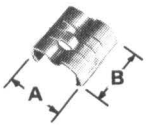

H1133

9.5 mm Q.C. RECEPTACLES and TABS

1

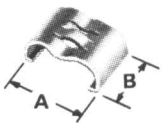

H1132

2

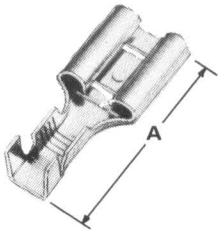

H1131

3

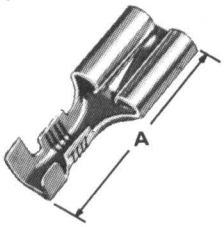

H1131T

4

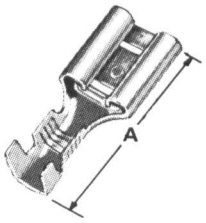

H2837,
H2837A, H2837T

5



H2853

6

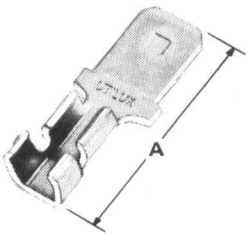

H2882

7

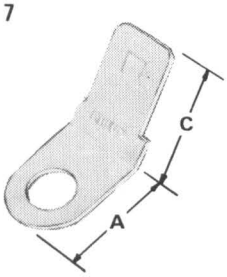

H1880, H1880A,
H1880E, H1880F

Section 5.

2.3 mm and 2.8 mm MICRO Q.C. TABS

Illus. No.	Cat. No.	Material	Thickness (mm)	Finish	Length A (mm)	Width B (mm)	Height C (mm)	O.D. (mm)	Hole Slot or Screw Size (mm)	Max. Insulation Dia. (mm)	Wire Size (mm²)	Avail. in Reels	Notes
1	H1120	Brass	0.80	Natural	6.4	5.6	4.7	5.5	3.2 sq.	—	—	—	30° Angle
2	H1122	Brass	0.45	Natural	16.0	—	5.2	4.4	3.2 sq.	—	—	—	30° Angle
3	H1123	Brass	0.80	Natural	16.0	—	7.2	5.1	3.2	—	—	—	30° Angle
4	H1124	Brass	0.80	Natural	7.2	—	9.8	2.8	3.2	—	—	—	90° Angle
5	H1125	Brass	0.80	Natural	7.2	—	9.5	2.8	3.2	—	—	—	90° Angle
6	H1127	Brass	0.80	Natural	7.5	7.1	6.7	—	Slot 3.6	—	—	—	45° Angle. Slotted
7	H1127D	Brass	0.80	Natural	7.5	7.1	6.7	—	3.6	—	—	—	45° Angle
7	H1127E	Brass	0.80	Natural	7.5	7.1	6.7	—	2.9	—	—	—	45° Angle
7	H1127F	Brass	0.80	Natural	7.5	7.1	6.7	—	4.0	—	—	—	45° Angle.
8	H1127G	Brass	0.80	Natural	14.2	7.1	—	—	3.6	—	—	—	
6	H1127T	Brass	0.70	Natural	7.5	7.1	6.7	—	Slot 3.6	—	—	—	45° Angle. Slotted
9	H1128	Brass	0.80	ET	18.4	4.7	—	—	—	—	—	—	
10	H1147	Brass	0.80	Natural	13.3	—	4.4	—	3.6	—	—	—	45° Angle
11	H1154	Brass	0.80	ET	16.2	11.7	4.5	—	6.7	—	—	—	90° Angle
12	H1154A	Brass	0.80	Natural	16.2	11.7	4.5	—	7.0	—	—	—	90° Angle. Hex. Hole
13	H2579	Brass	0.50	Natural	17.0	—	—	—	—	3.1	1.0	—	2.8 mm Tab
20	H2858	Brass	0.50	ET	20.8	2.8	—	—	—	3.1	1.0	—	2.8 mm Tab with Locking Tang
14	H2869	Brass	0.80	Natural	12.7	—	9.5	—	3.8 sq.	—	—	—	90° Angle
15	H2870	Brass	0.80	ET	6.5	5.3	10.2	—	3.2	—	—	—	90° Angle
16	H2870G	Brass	0.50	ET	6.0	5.3	9.8	—	3.2	—	—	—	
17	H2880	Brass	0.80	ET	11.7	4.3	—	—	2.4 x 1.0	—	—	—	
19	H2883	Brass	0.40	Natural	15.1	—	—	—	—	1.0-1.9	0.2	53/D	Insulation Pierce
18	H3552	Brass	0.80	Natural	17.0	5.5	12.0	—	3.2	—	—	—	45° Angle

Section 6.

4.8 mm MINIATURE Q.C. TABS

Illus. No.	Cat. No.	Material	Thickness (mm)	Finish	Length A (mm)	Width B (mm)	Height C (mm)	O.D. (mm)	Hole Slot or Screw Size (mm)	Max. Insulation Dia. (mm)	Wire Size (mm²)	Avail. in Reels	Notes
12	H1151	Brass	0.50	Natural	5.6	6.3	7.9	—	2.6	—	—	—	90° Angle
12	H1151A	Brass	0.50	Natural	5.6	6.3	7.9	—	3.6	—	—	—	90° Angle
10	H1151B	Brass	0.50	Natural	5.6	6.3	7.9	—	3.6	—	—	—	45° Angle
12	H1151C	Brass	0.50	Natural	5.6	6.3	7.9	—	4.0	—	—	—	90° Angle
10	H1151D	Brass	0.50	Natural	5.6	6.3	7.9	—	4.0	—	—	—	45° Angle
12	H1151E	Brass	0.50	Natural	5.6	6.3	7.9	—	3.2	—	—	—	90° Angle
12	H1151F	Brass	0.50	Natural	5.6	6.3	7.9	—	3.6	—	—	—	90° Angle
10	H1151G	Brass	0.50	Natural	5.6	6.3	7.9	—	2.6	—	—	—	45° Angle
19	H1152	Brass	0.50	Natural	14.0	—	8.4	—	3.5	—	—	—	2 x 90° Angle
19	H1152C	Brass	0.50	Natural	14.0	—	8.4	—	4.0	—	—	—	2 x 90° Angle
16	H1152E	Brass	0.50	Natural	21.0	6.3	—	—	4.0	—	—	—	
18	H1153	Brass	0.50	Natural	6.5	—	8.7	—	2.5	—	—	—	2 x 90° Angle
18	H1153A	Brass	0.50	Natural	6.5	—	8.7	—	3.6	—	—	—	2 x 90° Angle
18	H1153C	Brass	0.50	Natural	6.5	—	8.7	—	4.0	—	—	—	2 x 90° Angle
18	H1153D	Brass	0.50	Natural	6.5	—	8.7	—	3.1	—	—	—	2 x 90° Angle
16	H1153E	Brass	0.50	Natural	22.0	6.3	—	—	4.0	—	—	—	
16	H1153F	Brass	0.50	Natural	22.0	6.3	—	—	3.1	—	—	—	
15	H1155	Brass	0.50	ET	19.0	6.3	—	—	—	—	—	—	11.8 mm Ret. Tang
11	H1156	Brass	0.50	ET	11.1	7.9	7.9	—	4.2	—	—	—	45° Angle
11	H1156A	Brass	0.50	ET	11.1	7.9	7.9	—	3.3	—	—	—	45° Angle
5	H1156F	Brass	0.50	ET	19.0	7.9	—	—	3.3	—	—	—	Flat
11	H1156S	Steel	0.50	Natural	11.1	7.9	7.9	—	3.3	—	—	—	45° Angle
14	H1157	Brass	0.50	Natural	11.1	7.9	7.9	—	4.2	—	—	—	90° Angle. Similar to **H3538**
9	H1979	Steel	0.50	NL	5.5	6.3	7.9	—	—	—	—	—	Mounting Weld. 30° Angle
2	H1979A	Steel	0.50	NL	13.4	6.3	—	—	—	—	—	—	Flat with Mounting Weld
13	H1979B	Steel	0.50	NL	6.0	6.3	8.4	—	—	—	—	—	Mounting Weld. 90° Angle
9	H1979D	Steel	0.50	Oiled	5.5	6.3	7.9	—	—	—	—	—	30° Angle. Welding Rib
1	H2571	Brass	0.50	Natural	17.1	5.9	—	—	—	3.1	0.4-1.0	53/E	Pre-tubed version is **H3601**
1	H2571D	Steel	0.55	NL	17.1	5.9	—	—	—	3.1	0.4-1.0	53/E	Pre-tubed version is **H3601**
1	H2571E	S. Steel	0.70	Natural	17.1	5.9	—	—	—	3.1	0.4-1.0	53/E	Pre-tubed version is **H3601**
17	H2872	Brass	0.50	Natural	6.3	—	8.9	—	3.3	—	—	—	1 x 90° x 1 x 45° Angle
17	H2872E	Brass	0.50	Natural	6.3	—	8.9	—	3.1	—	—	—	135° Included Angle
8	H2876	Brass	0.50	SV	25.4	9.9	—	—	9.5 x 2.5	—	—	—	2 x 45° Side Bend
3	H2877	Brass	0.50	SV	18.8	7.4	—	—	—	—	—	—	
7	H2878	Brass	0.50	SV	25.4	7.4	—	—	9.5 x 2.5	—	—	—	
4	H2879	Brass	0.50	Natural	25.4	9.9	—	—	—	—	—	—	Rear Tab
20	H3534	Brass	0.50	Natural	25.9	7.9	8.0	—	4.7	—	—	—	2 x 90° Tab
14	H3535	Brass	0.55	Natural	11.6	7.9	7.9	—	4.7	—	—	—	90° Angle. Stamped A
14	H3536	Brass	0.55	Natural	11.6	7.9	7.9	—	4.7	—	—	—	90° Angle. Stamped N
14	H3537	Brass	0.55	Natural	11.6	7.9	7.9	—	4.7	—	—	—	90° Angle. Stamped E
14	H3538	Brass	0.55	Natural	11.6	7.9	7.9	—	4.7	—	—	—	90° Angle. Similar to **H1157**
22	H3580	Brass	0.80	Natural	29.0	7.6	14.5	—	3.0	—	—	—	90° Angle
21	H3581	Brass	0.55	Natural	7.5	6.4	13.1	—	—	—	—	—	Side Sprags. 90° Angle
6	H3703	Brass	0.55	Natural	12.5	7.4	—	—	Slot 2.5	—	—	—	Slot

2.3 and 2.8 mm MICRO Q.C. TABS

1
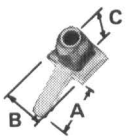

H1120

2
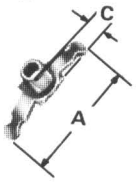

H1122

3
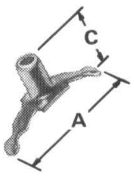

H1123

4


H1124

5
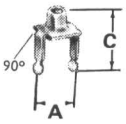

H1125

6
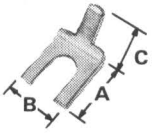

H1127, H1127T

7
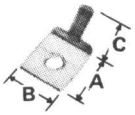

H1127D, H1127E, H1127F

8
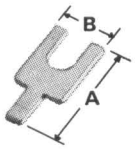

H1127G

9
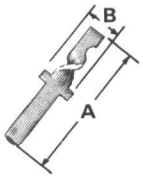

H1128

10
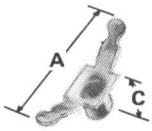

H1147

11
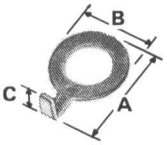

H1154

12
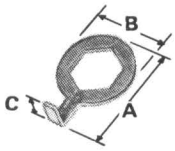

H1154A

13
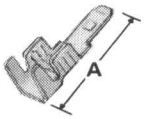

H2579

14
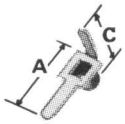

H2869

15
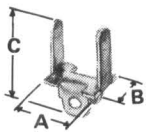

H2870

16


H2870G

17
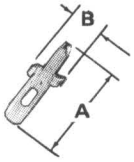

H2880

18
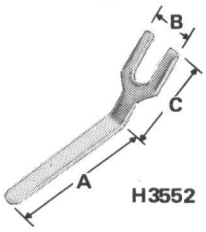

H3552

19
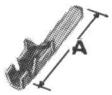

H2883

20


H2858

4.8 mm MINIATURE Q.C. TABS

1
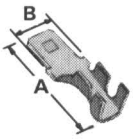

H2571, H2571D, H2571E

2
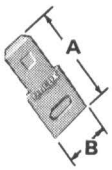

H1979A

3
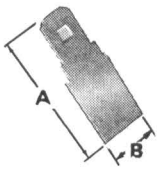

H2877

4
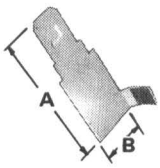

H2879

5
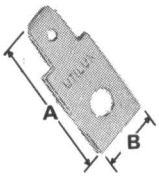

H1156F

6
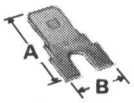

H3703

7
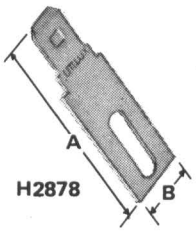

H2878

8
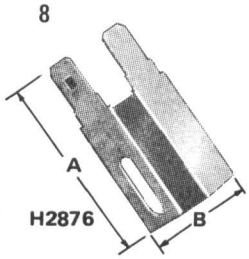

H2876

9
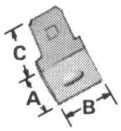

H1979, H1979D

10
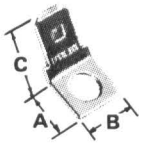

H1151B, H1151D, H1151G

11
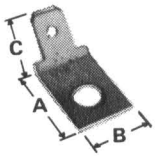

H1156, H1156A, H1156S

12
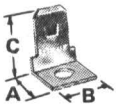

H1151, H1151A, H1151C, H1151E, H1151F

13


H1979B

14
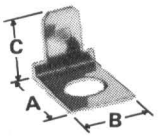

H1157, H3535 H3536, H3537, H3538

15
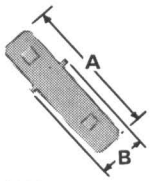

H1155

16
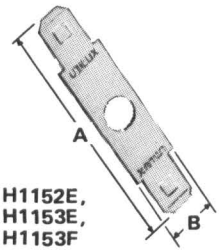

H1152E, H1153E, H1153F

17


H2872, H2872E

18


H1153, H1153A, H1153C, H1153D

19
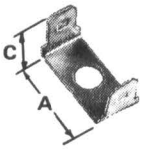

H1152, H1152C

20
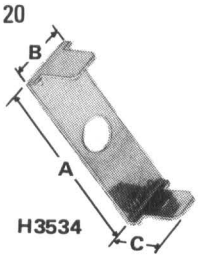

H3534

21


H3581

22


H3580

Section 7.

6.3 mm Q.C. TABS — BRASS

Illus. No.	Cat. No.	Material	Thickness (mm)	Finish	Length A (mm)	Width B (mm)	Height C (mm)	O.D. (mm)	Hole Slot or Screw Size (mm)	Max. Insulation Dia. (mm)	Wire Size (mm²)	Avail. in Reels	Notes
13	**H941A**	Brass	0.80	Natural	9.0	—	—	—	3.3	—	—	—	Anti-Twist Hole
14	**H943A**	Brass	0.80	Natural	19.0	—	—	—	3.2	—	—	—	
30	**H957**	Brass	0.80	Natural	19.3	17.4	—	—	2 x 4.8	—	—	—	
28	**H958**	Brass	0.80	Natural	29.4	—	—	—	2 x 4.8	—	—	—	
22	**H1065A**	Brass	0.80	Natural	23.0	—	—	—	4.4	—	—	—	
29	**H1082**	Brass	0.80	Natural	38.4	—	—	—	4.6	—	—	—	Tapped 5/32" Hole. Stamped A.
29	**H1083**	Brass	0.80	Natural	38.4	—	—	—	4.6	—	—	—	Tapped 5/32" Hole. Stamped N.
29	**H1084**	Brass	0.80	Natural	38.4	—	—	—	4.6	—	—	—	Tapped 5/32" Hole. Stamped E.
29	**H1085**	Brass	0.80	Natural	38.4	—	—	—	4.6	—	—	—	Tapped 5/32"
26	**H1094A**	Brass	0.80	Natural	29.6	—	—	—	4.7	—	—	—	Similar to **H2868**
26	**H1094F**	Brass	0.80	Natural	33.0	—	—	—	4.8	—	—	—	Similar to **H2868**
12	**H1099**	Brass	0.80	Natural	20.0	—	—	—	4.9	—	—	—	
12	**H1099A**	Brass	0.80	Natural	20.0	—	—	—	3.6	—	—	—	
24	**H1160F**	Brass	0.80	Natural	20.8	—	—	—	3.3	—	—	—	
4	**H1170**	Brass	0.80	Natural	19.4	—	—	—	2.4	2.9	0.8	53/G	
31	**H1183**	Brass	0.80	ET	17.4	—	—	—	3.1	—	—	—	90° Angle. Stepped
9	**H1186**	Brass	0.80	Natural	25.8	—	—	—	3.4	1.0-1.5	—	53/H	
6	**H1188**	Brass	0.80	Natural	23.9	—	—	—	2.4	3.2	1.0	53/J	
5	**H1189**	Brass	0.80	Natural	18.6	—	—	—	2.4	2.9	1.3	53/G	
2	**H1192**	Brass	0.40	Natural	19.8	—	—	—	2.0	3.7	0.7-2.1	53/K	Pre-tubed Version is **H3603**
1	**H1881**	Brass	0.80	Natural	17.0	—	—	—	1.6	—	0.7-2.1	53/L	
11	**H1882**	Brass	0.80	Natural	22.2	—	—	3.7	—	—	1.0-2.1	—	Pre-tubed. Tapered for Push Mounting
16	**H1886**	Brass	0.80	NL	24.4	—	—	—	3.3	—	—	—	
24	**H1916F**	Brass	0.80	Natural	21.7	—	—	—	3.2	—	—	—	2.5 mm Small Hole
21	**H1917D**	Brass	0.80	ET	21.6	—	—	—	Tapped 1/8"	—	—	—	
21	**H1919**	Brass	0.81	Natural	21.0	—	—	—	Tapped 1/8"	—	—	—	
8	**H1924**	Brass	0.80	Natural	28.6	—	—	—	—	3.0	0.8	53/N	Auto. only. Fits **H2090** insulator
8	**H1924G**	Brass	0.80	Natural	28.6	—	—	—	—	3.0	0.8	53/N	Auto. only. Fits **H2090** insulator
3	**H1925**	Brass	0.81	Natural	19.8	—	—	—	—	3.7	0.7-2.1	53/P	
17	**H1927E**	Brass	0.81	NL	19.9	—	—	—	2.5	—	—	—	Flat
17	**H1927G**	Brass	0.81	Natural	19.9	—	—	—	3.5	—	—	—	Flat
27	**H1929**	Brass	0.81	ET	28.6	—	—	—	1.6	—	—	—	Tag. Fits Moulding **H1928**
27	**H1929A**	Brass	0.81	Natural	28.6	—	—	—	2.4	—	—	—	Tag. Fits Moulding **H1928**
35	**H1930**	Brass	0.81	ET	33.2	—	—	—	—	—	—	—	2 Tags. Fits Moulding **H1928**
18	**H1937**	Brass	0.81	Natural	20.0	—	—	—	3.3	—	—	—	2.4 mm square
15	**H1938**	Brass	0.81	Natural	20.0	—	—	—	4.9	—	—	—	
19	**H1941**	Brass	0.81	Natural	20.0	—	—	—	S/Hole 3.2	—	—	—	
20	**H1948**	Brass	0.81	Natural	16.5	—	—	—	2.4	—	—	—	Sprags
32	**H1984**	Brass	0.81	Natural	18.5	—	—	—	4.0	—	—	—	Stepped
32	**H1984A**	Brass	0.81	Natural	18.5	—	—	—	3.3	—	—	—	Stepped
25	**H1987**	Brass	0.81	SV	26.5	—	—	—	Slot 13.5x4.7	—	—	—	
34	**H2572**	Brass	0.81	Natural	31.2	—	—	—	3.2	—	—	—	
7	**H2832**	Brass	0.40	Natural	24.5	—	—	—	1.9	3.0	0.7-1.0	53/Q	Tab Length 14 mm
10	**H2854**	Brass	0.81	ET	18.0	—	—	—	—	—	1.3-2.1	—	
10	**H2855**	Brass	0.81	ET	18.4	—	—	—	—	—	1.3-2.1	—	
10	**H2856**	Brass	0.81	ET	19.2	—	—	—	—	—	1.3-2.1	—	
26	**H2868**	Brass	0.81	Natural	41.3	—	—	—	4.9	—	—	—	Similar to **H1094A-B-F**
23	**H3576**	Brass	0.80	Natural	36.5	17.0	—	—	8.4	—	—	—	
33	**H3584**	Brass	0.80	NL	14.3	—	—	—	3.3	—	—	—	

6.3 mm Q.C. TABS—BRASS

1
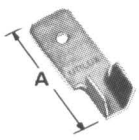

H1881

2
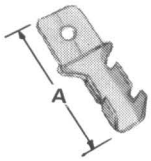

H1192

3
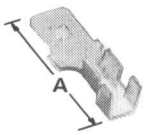

H1925

4
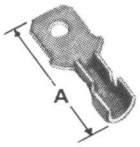

H1170

5
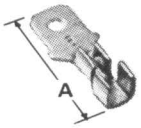

H1189

6
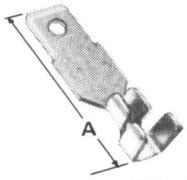

H1188

7
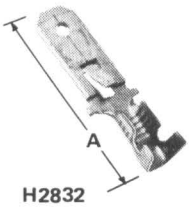

H2832

8
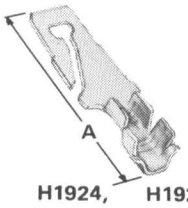

H1924, H1924G

9
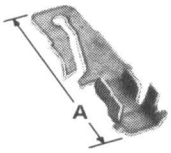

H1186

10
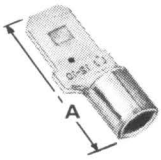

H2854, H2855
H2856

11
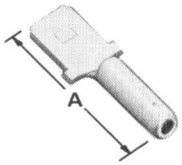

H1882

12


H1099, H1099A

13
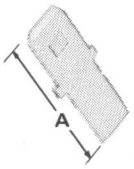

H941A

14
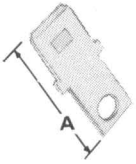

H943A

15
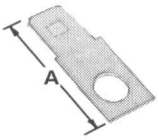

H1938

16
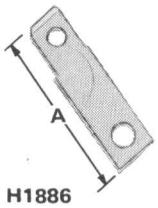

H1886

17
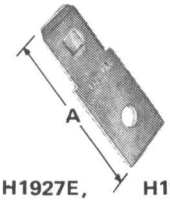

H1927E, H1927G

18
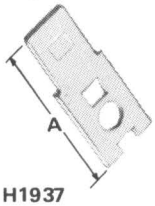

H1937

19
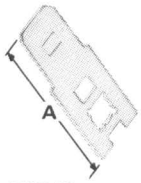

H1941

20
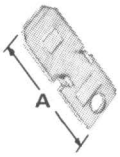

H1948

21


H1917D, H1919

22
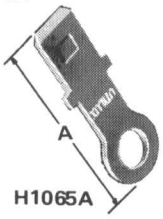

H1065A

23
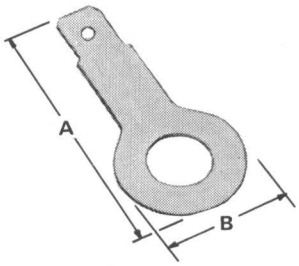

H3576

24
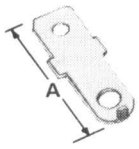

H1160F,
H1916F

25
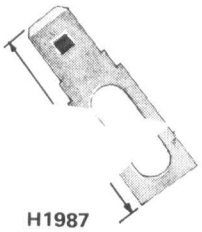
H1987

26
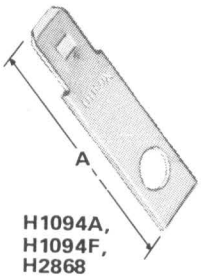

H1094A,
H1094F,
H2868

27
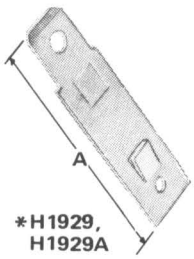

*H1929,
H1929A

28
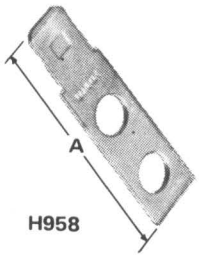

H958

29


H1082, H1083
H1084, H1085

30
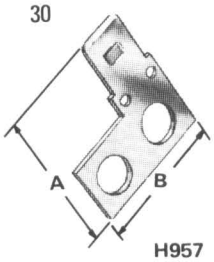

H957

31
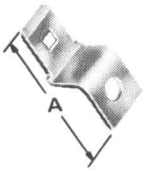

H1183

32
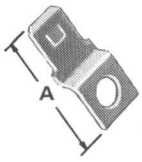

H1984, H1984A

33
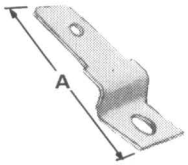

H3584

34
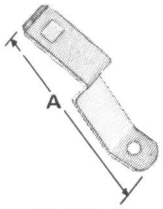

H2572

35


* H1930

* USED IN INSULATOR H1928 Page 68

Section 7. (Cont.)

6.3 mm Q.C. TABS — 30°, 45°, 60° ANGLED

Illus. No.	Cat. No.	Material	Thickness (mm)	Finish	Length A (mm)	Width B (mm)	Height C (mm)	O.D. (mm)	Hole Slot or Screw Size (mm)	Max. Insulation Dia. (mm)	Wire Size (mm²)	Avail. in Reels	Notes
39	**H941**	Brass	0.80	Natural	7.9	—	11.1	—	3.3	—	—	—	45° Angle
56	**H952**	Brass	0.80	Natural	8.7	—	11.0	—	3.3	—	—	—	Star Hole 55° Angle
57	**H952A**	Brass	0.80	Natural	8.7	—	11.0	—	3.3	—	—	—	Star Hole 30° Angle
50	**H1058**	Brass	0.80	Natural	8.7	—	11.0	—	4.0	—	—	—	45° Angle
51	**H1058D**	Brass	0.80	Natural	8.7	—	11.0	—	4.0	—	—	—	45° Angle. 2.0 mm Hole in place of Dimple
37	**H1059**	Brass	0.80	Natural	8.7	—	11.0	—	4.3	—	—	—	45° Angle
45	**H1065**	Brass	0.80	Natural	11.9	—	11.1	—	4.4	—	—	—	25° Angle
38	**H1067**	Brass	0.80	ET	7.9	—	11.1	—	3.3	—	—	—	45° Angle
44	**H1086**	Brass	0.80	Natural	27.0	—	11.1	—	4.6	—	—	—	Tapped 5/32" Hole. Stamped A. 45° Angle
44	**H1087**	Brass	0.80	Natural	27.0	—	11.1	—	4.6	—	—	—	Tapped 5/32" Hole. Stamped N. 45° Angle
44	**H1088**	Brass	0.80	Natural	27.0	—	11.1	—	4.6	—	—	—	Tapped 5/32" Hole. Stamped E. 45° Angle
44	**H1089**	Brass	0.80	Natural	27.0	—	11.1	—	4.6	—	—	—	Tapped 5/32" Hole. 45° Angle
41	**H1094**	Brass	0.80	Natural	12.7	—	16.7	—	4.8	—	—	—	45° Angle
43	**H1094D**	Brass	0.80	Natural	12.7	—	16.7	—	4.8	—	—	—	45° Angle
41	**H1094G**	Brass	0.80	Natural	12.7	—	16.7	—	5.6	—	—	—	45° Angle
41	**H1094J**	S. Steel	0.80	Natural	12.7	—	16.7	—	5.6	—	—	—	45° Angle
41	**H1094K**	Brass	0.80	Natural	12.7	—	16.7	—	4.8	—	—	—	45° Angle. Stamped E.
41	**H1094M**	S. Steel	0.80	Natural	12.7	—	16.7	—	6.3	—	—	—	45° Angle
47	**H1096**	Brass	0.80	Natural	8.2	—	12.9	—	3.5	—	—	—	45° Angle. Similar to **H1916** Non-Twist Tang
48	**H1160**	Brass	0.80	Natural	7.9	—	14.3	—	3.3	—	—	—	60° Angle. Non-Twist Tang
36	**H1168**	Brass	0.80	Natural	8.7	—	11.1	—	4.9	—	—	—	45° Angle
36	**H1168E**	Brass	0.80	Natural	8.7	—	11.1	—	5.3	—	—	—	45° Angle
42	**H1889**	Brass	0.80	ET	14.7	—	14.7	—	4.9	—	—	—	45° Angle
52	**H1903**	Brass	0.80	Natural	8.5	—	11.5	—	3.3	—	—	—	55° Angle. Similar to **H1943**
49	**H1922**	Brass	0.80	Natural	9.5	—	11.1	—	5.5	—	—	—	45° Angle. Non-Twist Tang
40	**H1927**	Brass	0.81	Natural	8.7	—	11.1	—	3.6	—	—	—	45° Angle
55	**H1931**	Brass	0.81	Natural	7.9	—	11.1	—	3.3	—	—	—	45° Angle. Star Hole
53	**H1940**	Brass	0.81	Natural	8.7	—	11.1	—	3.3	—	—	—	60° Angle
52	**H1943**	Brass	0.81	Natural	8.7	—	11.1	—	3.3	—	—	—	2.4 mm sq. 45° Angle Similar to **H1903**
53	**H1985**	Brass	0.81	Natural	8.7	—	11.1	—	3.3	—	—	—	30° Angle
54	**H2574**	Brass	0.81	Natural	6.4	—	9.5	—	3.3	—	—	—	45° Angle. Star Hole
46	**H3578**	Brass	0.80	Natural	18.1	17.0	14.2	—	8.4	—	—	—	45° Angle
46	**H3579**	Brass	0.80	Natural	18.1	17.0	14.2	—	12.3	—	—	—	45° Angle

6.3 mm Q.C. TABS—30°, 45°, 60° ANGLED (SEE NOTES) (CONT.)

36

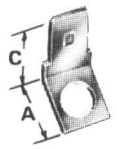

H1168, H1168E

37

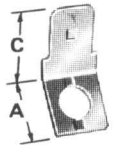

H1059

38

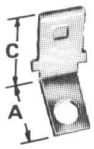

H1067

39

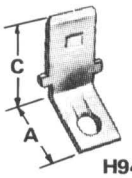

H941

40

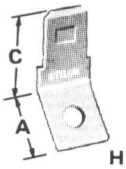

H1927

41

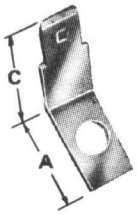

H1094, H1094G, H1094J, H1094K, H1094M

42

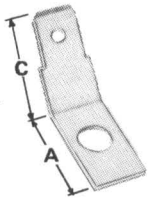

H1889

43

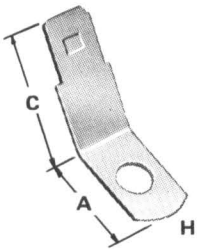

H1094D

44

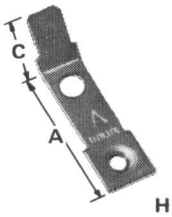

H1086, H1087 H1088, H1089

45

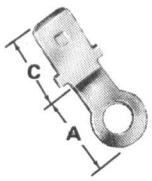

H1065

46

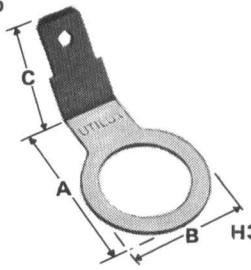

H3578, H3579

47



H1096

48

H1160

49

H1922

50

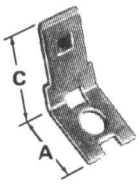

H1058

51

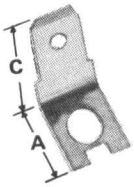

H1058D

52

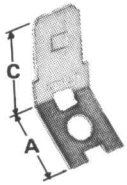

H1903, H1943

53

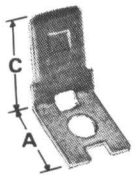

H1940, H1985

54

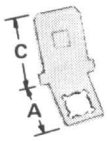

H2574

55

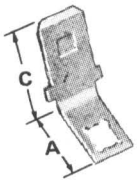

H1931

56

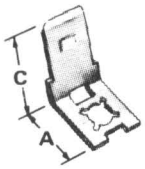

H952

57

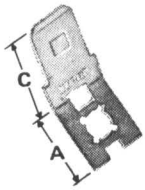

H952A

Section 7. (Cont.)

6.3 mm Q.C. TABS — 90° ANGLED

Illus. No.	Cat. No.	Material	Thickness (mm)	Finish	Length A (mm)	Width B (mm)	Height C (mm)	O.D. (mm)	Hole Slot or Screw Size (mm)	Max. Insulation Dia. (mm)	Wire Size (mm²)	Avail. in Reels	Notes
70	H943	Brass	0.80	Natural	6.3	—	14.3	—	3.3	—	—	—	Similar to **H1910**
82	H1059A	Brass	0.80	Natural	8.7	—	11.0	—	4.3	—	—	—	
91	H1061	Brass	0.80	ET	20.6	—	—	—	2.7	—	—	—	Stepped
92	H1062	Brass	0.80	Natural	22.2	—	—	—	3.0	—	—	—	
61	H1063	Brass	0.80	Natural	7.2	—	13.9	—	3.4	—	—	—	
61	H1063A	Brass	0.80	Natural	7.2	—	13.9	—	2.9	—	—	—	
74	H1066	Brass	0.80	Natural	12.3	—	11.6	—	4.4	—	—	—	
68	H1077	Brass	0.80	Natural	15.1	—	42.1	—	3.4	—	—	—	
80	H1090	Brass	0.80	Natural	27.9	—	11.9	—	4.6	—	—	—	Tapped 5/32″ Hole. Stamped A
80	H1091	Brass	0.80	Natural	27.9	—	11.9	—	4.6	—	—	—	Tapped 5/32″ Hole. Stamped N
80	H1092	Brass	0.80	Natural	27.9	—	11.9	—	4.6	—	—	—	Tapped 5/32″ Hole. Stamped E
80	H1093	Brass	0.80	Natural	27.9	—	11.9	—	4.6	—	—	—	Tapped 5/32″ Hole
76	H1095	Brass	0.80	Natural	7.1	—	14.3	—	3.2	—	—	—	Non-Twist Tang. Similar to **H1916**
77	H1097	Brass	0.80	Natural	8.3	—	12.9	—	3.6	—	—	—	Non-Twist Tang. Similar to **H1916**
77	H1097A	Brass	0.80	Natural	7.5	—	13.7	—	3.6	—	—	—	Non-Twist Tang
71	H1100	Brass	0.80	Natural	6.4	—	15.4	—	3.3	—	—	—	
63	H1162	Brass	0.80	Natural	14.6	—	12.7	—	4.8	—	—	—	
63	H1162A	Brass	0.80	Natural	14.6	—	12.7	—	3.6	—	—	—	
59	H1169	Brass	0.80	Natural	9.5	—	11.8	—	4.9	—	—	—	Similar to **H2892**
59	H1169A	Brass	0.80	Natural	9.5	—	11.8	—	3.6	—	—	—	Similar to **H2892**
59	H1169B	Brass	0.80	Natural	9.5	—	11.8	—	4.2	—	—	—	Similar to **H2892**
93	H1177	Brass	0.80	Natural	15.1	—	17.0	—	—	—	—	—	Bend
69	H1178	Brass	0.80	Natural	17.0	—	16.3	—	2.3	—	—	—	Bend
94	H1179	Brass	0.80	Natural	19.0	—	17.0	—	—	—	—	—	
95	H1180	Brass	0.80	Natural	24.6	—	17.0	—	—	—	—	—	
72	H1181	Brass	0.80	Natural	8.7	—	11.1	—	3.3	—	—	—	
62	H1183A	Brass	0.80	Natural	11.0	—	13.9	—	5.5	—	—	—	
88	H1190	Brass	0.80	Natural	19.7	—	12.0	—	3.3	—	—	—	Wire Solder Hole 1.6 mm
88	H1190D	Brass	0.80	Natural	19.7	—	12.0	—	4.6	—	—	—	Wire Solder Hole 1.6 mm
90	H1885	Brass	0.80	SV	18.8	—	14.7	—	4.1/5.6	—	—	—	
64	H1887	Brass	0.80	NL	8.6	—	17.0	—	3.2	—	—	—	
79	H1908	S. Steel	0.80	Natural	9.1	—	15.5	—	Tapped 2BA	—	—	—	Strengthening Rib
70	H1910	S. Steel	0.80	Natural	6.0	—	16.3	—	3.2	—	—	—	Similar to **H943**
76	H1916	Brass	0.80	Natural	7.9	—	14.5	—	3.2	—	—	—	Non-Twist Tang Similar to **H1095**
78	H1917	Brass	0.80	Natural	6.3	—	14.3	—	Tapped 1/8″	—	—	—	
73	H1918	Brass	0.80	Natural	10.8	—	13.2	—	3.3	—	—	—	
58	H1921	Brass	0.80	Natural	6.4	—	11.1	—	2.4	—	—	—	
58	H1921D	Brass	0.80	Natural	6.4	—	11.1	—	2.5	—	—	—	
84	H1923	Brass	0.80	Natural	9.5	—	11.9	—	4.4 sq.	—	—	—	
86	H1936	Brass	0.81	Natural	6.4	—	13.7	—	—	—	—	—	Welding Rib
73	H1939	Brass	0.81	Natural	9.5	—	11.9	—	3.3	—	—	—	
87	H1946	Brass	0.81	ET	9.2	—	8.5	—	Rivet 3.0 x 2.5	—	—	—	Sprags
89	H1947	Brass	0.81	Natural	16.5	—	8.8	—	2 x 2.5	—	—	—	Sprags
89	H1947A	Brass	0.81	Natural	16.5	—	8.8	—	2 x 2.5	—	—	—	4.5 mm Rivet 6 x 32″ UNC Tap
66	H1997	Brass	0.81	BD	20.9	—	22.4	—	5.1	—	—	—	Stiffening Gusset
89	H1998	Brass	0.81	ET	19.7	—	8.8	—	2 x 2.4	—	—	—	
65	H2575	Brass	0.81	Natural	19.5	—	11.0	—	3.8	—	—	—	
81	H2583	Brass	0.81	Natural	4.2	—	25.7	—	—	—	—	—	Locking Tang
81	H2584	Brass	0.81	ET	7.9	—	24.4	—	—	—	—	—	Locking Tang
83	H2585	Brass	0.81	Natural	14.6	—	12.7	—	3.3	—	—	—	Locking Tang
85	H2586	Brass	0.81	Natural	12.8	—	12.7	—	5.2 sq.	—	—	—	
60	H2862	Brass	0.81	Natural	7.3	—	11.1	—	1.9	—	—	—	
67	H2881	Brass	0.81	Natural	30.1	—	11.9	—	5.0	—	—	—	
59	H2892	Brass	0.81	Natural	9.5	—	11.1	—	4.9	—	—	—	Similar to **H1169-A-B-D**
75	H3577	Brass	0.80	Natural	23.1	17.0	14.2	—	8.4	—	—	—	

6.3 mm Q.C. TABS—90° ANGLED (SEE NOTES)

58


H1921, H1921D

59


H1169, H1169A, H1169B, H2892

60


H2862

61


H1063, H1063A

62


H1183A

63
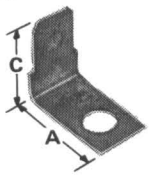

H1162, H1162A

64


H1887

65
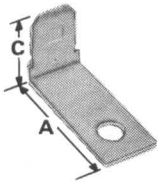

H2575

66
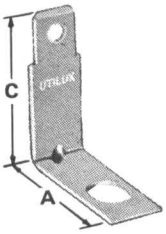

H1997

67
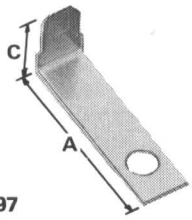

H2881

68
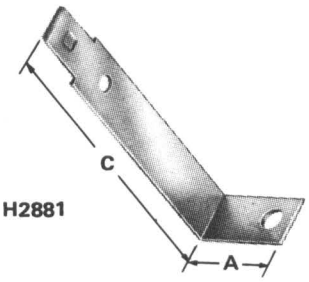

H1077

69
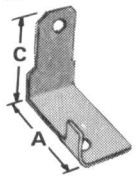

H1178

70
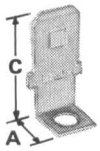

H943, H1910

71


H1100

72
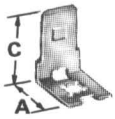

H1181

73


H1918, H1939

74


H1066

75
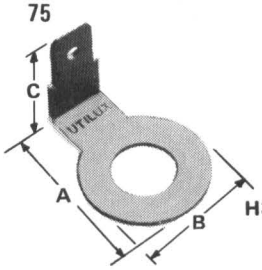

H3577

76
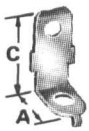

H1095, H1916

77
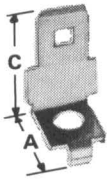

H1097, H1097A

78
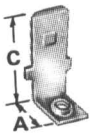

H1917

79
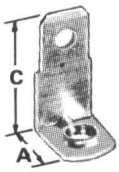

H1908

80


H1090
H1091
H1092
H1093

81
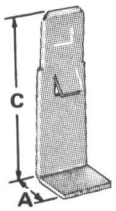

H2583, H2584

82


H1059A

83


H2585

84


H1923

85
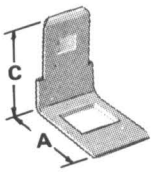

H2586

86


H1936

87


H1946

88
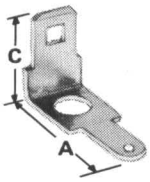

H1190, H1190D

89
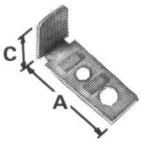

H1947, H1947A, H1998

90
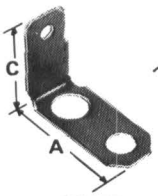

H1885

91
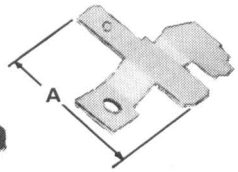

H1061

92
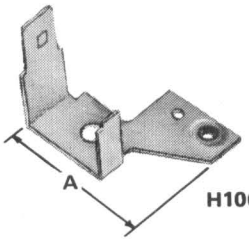

H1062

93
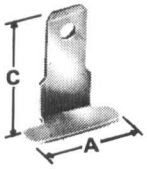

H1177

94
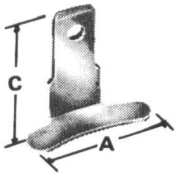

H1179

95
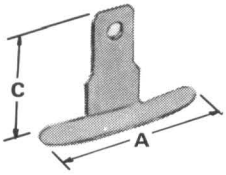

H1180

Section 7. (Cont.)

6.3 mm Q.C. TABS — DOUBLE

Illus. No.	Cat. No.	Material	Thickness (mm)	Finish	Length A (mm)	Width B (mm)	Height C (mm)	O.D. (mm)	Hole Slot or Screw Size (mm)	Max. Insulation Dia. (mm)	Wire Size (mm²)	Avail. in Reels	Notes
106	**H954**	Brass	0.80	Natural	8.8	—	11.4	—	3.1	—	—	53/F	2 x 90° Angles. Similar to **H1164**
106	**H954A**	Brass	0.80	Natural	8.8	—	11.4	—	3.6	—	—	53/F	2 x 90° Angles
106	**H954B**	Brass	0.80	Natural	8.8	—	11.4	—	4.0	—	—	53/F	2 x 90° Angles
105	**H954D**	Brass	0.80	Natural	8.8	—	11.4	—	3.2	—	—	—	90° & 45° Angles
107	**H1075**	Brass	0.80	Natural	8.7	—	11.4	—	3.3	—	—	—	2 x 90° Angles
107	**H1078**	Brass	0.80	Natural	7.9	—	11.4	—	4.6	—	—	—	2 x 90° Angles
96	**H1079**	Brass	0.80	Natural	28.8	—	—	—	4.6	—	—	—	
97	**H1163**	Brass	0.80	Natural	28.8	—	—	—	3.3	—	—	—	Double Male
106	**H1164**	Brass	0.80	Natural	8.7	—	11.4	—	4.8	—	—	53/F	2 x 90° Angles. Similar to **H954**
103	**H1166**	Brass	0.80	Natural	9.7	—	9.1	—	4.8	—	—	—	2 x 45° Angles. Similar to **H1182**
103	**H1166A**	Brass	0.80	Natural	9.7	—	9.1	—	3.6	—	—	—	2 x 45° Angles. Similar to **H1182**
104	**H1167**	Brass	0.80	Natural	9.7	—	9.5	—	4.8	—	—	—	2 x 60° Angles
103	**H1182**	Brass	0.80	Natural	9.7	—	9.5	—	3.7	—	—	—	2 x 45° Angles. Similar to **H1166**
102	**H1184**	Brass	0.80	Natural	10.4	—	9.2	—	4.8	—	—	—	2 x 20° Angles
110	**H1888**	Brass	0.80	NL	8.8	—	17.5	—	3.3	—	—	—	2 x 90° Angles
117	**H1904**	Brass	0.80	Natural	10.7	—	11.9	—	3.3	—	—	—	2 x 90° Angles
116	**H1905**	Brass	0.80	Natural	9.0	—	11.1	—	3.3	—	—	—	2 x 45° Angles
118	**H1906**	Brass	0.80	ET	10.7	—	11.9	—	3.3	—	—	—	3 x 90° Angles
111	**H1920**	Brass	0.80	Natural	8.7	—	11.4	—	4.4	—	—	—	2 x 90° Angles. Square Hole
111	**H1920D**	Brass	0.80	Natural	8.7	—	11.4	—	4.8	—	—	—	2 x 90° Angles. Square Hole
113	**H1981**	Brass	0.81	Natural	8.7	—	11.4	—	3.3	—	—	—	90° Angle
98	**H1982**	Brass	0.81	Natural	28.8	—	—	—	3.3	—	—	—	Star Hole
114	**H1983**	Brass	0.81	ET	9.5	—	10.4	—	4.0	—	—	—	90° Angle
114	**H1983A**	Brass	0.81	ET	9.5	—	10.4	—	3.6	—	—	—	90° Angle
119	**H1990**	Brass	0.81	Natural	19.0	—	10.8	—	3.3	—	—	—	90° Angle. Slot 3.3 x 6.6 mm
120	**H1991**	Brass	0.81	Natural	30.1	—	10.8	—	2 x 3.3	—	—	—	90° Angle. Slot 3.3 x 6.6 mm
109	**H1994**	Brass	0.81	Natural	32.1	—	12.7	—	4.8	—	—	—	2 x 90° Angles
109	**H1994A**	Brass	0.81	Natural	32.1	—	12.7	—	4.8	—	—	—	2 x 90° Angles. Stamped A
109	**H1994E**	Brass	0.81	Natural	32.1	—	12.7	—	4.8	—	—	—	2 x 90° Angles. Stamped E
108	**H1999**	Brass	0.81	ET	19.4	—	12.7	—	4.9	—	—	—	2 x 90° Angles
108	**H1999A**	Brass	0.81	ET	19.4	—	12.7	—	4.9	—	—	—	2 x 90° Angles. Stamped A
108	**H1999N**	Brass	0.81	ET	19.4	—	12.7	—	4.9	—	—	—	2 x 90° Angles. Stamped N
108	**H1999E**	Brass	0.81	ET	19.4	—	12.7	—	4.9	—	—	—	2 x 90° Angles. Stamped E
112	**H2582**	Brass	0.81	Natural	8.7	—	11.4	—	2.3	—	—	—	Non-Turn
100	**H2863**	Brass	0.81	Natural	19.2	—	11.1	—	4.8	—	—	—	
100	**H2863A**	Brass	0.81	Natural	19.2	—	11.1	—	3.5	—	—	—	
99	**H2864**	Brass	0.81	Natural	19.2	—	9.4	—	4.8	—	—	—	1 Tab Flat & 1 x 45° Angle
101	**H2865**	Brass	0.81	ET	21.4	—	10.3	—	2.5	—	—	—	
107	**H3507**	Brass	0.81	Natural	10.6	—	10.6	—	4.0	—	—	—	
115	**H3705**	Brass	0.81	Natural	25.4	—	11.1	—	5/32" W	—	—	—	Stamped P
115	**H3706**	Brass	0.81	Natural	25.4	—	11.1	—	5/32" W	—	—	—	Stamped N

6.3 mm Q.C. TABS — DOUBLE

96

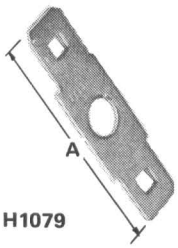

H1079

97

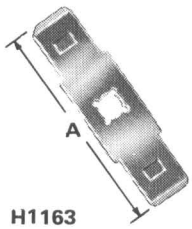

H1163

98



H1982

99

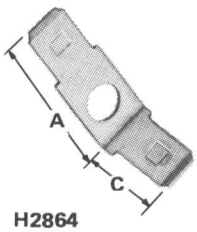

H2864

100

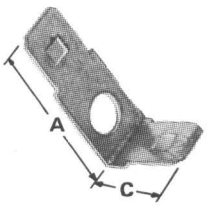

H2863, H2863A

101

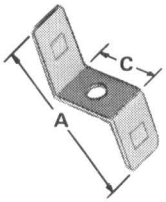

H2865

102

H1184

103

H1166, H1166A, H1182

104

H1167

105

H954D

106

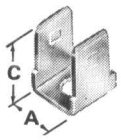

H954, H954A, H954B, H1164

107



H1075, H1078, H3507

108

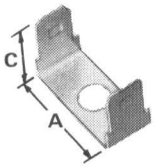

H1999, H1999A, H1999E, H1999N

109

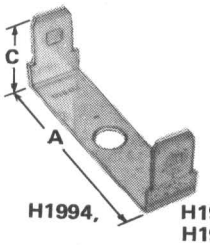

H1994, H1994A, H1994E

110

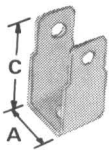

H1888

111

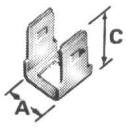

H1920, H1920D

112

H2582

113

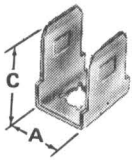

H1981

114

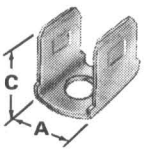

H1983, H1983A

115

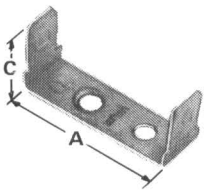

H3705, H3706

116

H1905

117

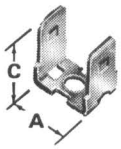

H1904

118

H1906

119

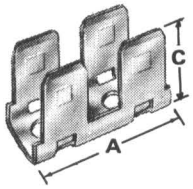

H1990

120

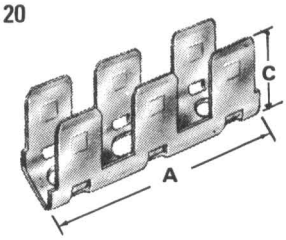

H1991

Section 7. (Cont.)

6.3 mm Q.C. TABS — STAINLESS STEEL & NICKEL SILVER

Illus. No.	Cat. No.	Material	Thickness (mm)	Finish	Length A (mm)	Width B (mm)	Height C (mm)	O.D. (mm)	Hole Slot or Screw Size (mm)	Max. Insulation Dia. (mm)	Wire Size (mm²)	Avail. in Reels	Notes
129	**H941D**	S. Steel	0.80	Natural	19.0	—	—	—	—	—	—	—	
137	**H946**	S. Steel	0.80	Natural	7.9	—	11.5	—	1.6	—	—	—	45° Angle. Welding Rib
141	**H946A**	S. Steel	0.80	Natural	7.9	—	11.5	—	1.6	—	—	—	45° Angle
141	**H946B**	S. Steel	0.80	Natural	7.9	—	11.5	—	1.6	—	—	—	30° Angle
138	**H946C**	S. Steel	0.80	Natural	7.9	—	11.5	—	1.6	—	—	—	30° Angle. Welding Rib Similar to **H1995**
155	**H946D**	S. Steel	0.80	Natural	18.7	—	11.5	—	1.6	—	—	—	45° Angle. Welding Rib Similar to **H1995**
139	**H946E**	S. Steel	0.80	Natural	7.9	—	11.5	—	1.6	—	—	—	60° Angle. Welding Rib
123	**H947**	S. Steel	0.80	Natural	12.7	—	—	—	1.6	—	—	—	Welding Rib
123	**H947B**	S. Steel	0.80	Natural	12.7	—	—	—	1.6	—	—	—	Diagonal Welding Rib
123	**H951**	Steel	0.80	NL	12.9	—	—	—	1.6	—	—	—	Welding Rib
123	**H951A**	Steel	0.80	Oiled	12.9	—	—	—	1.6	—	—	—	Welding Rib
149	**H1064**	S. Steel	0.80	Natural	8.7	—	12.3	—	1.6	—	—	—	90° Angle. Welding Rib
158	**H1077S**	S. Steel	0.80	Natural	15.1	—	42.1	—	4.9	—	—	—	90° Angle
130	**H1094B**	S. Steel	0.80	Natural	29.6	—	—	—	4.7	—	—	—	Similar to **H2868**
143	**H1094E**	S. Steel	0.80	Natural	12.7	—	16.7	—	4.7	—	—	—	45° Angle
124	**H1098**	S. Steel	0.80	Natural	12.7	—	—	—	1.6	—	—	—	Welding Rib
148	**H1169D**	Brass	0.80	Natural	9.5	—	11.8	—	4.2	—	—	—	90° Angle. Similar to **H2892**
162	**H1523**	S. Steel	0.80	Natural	31.8	—	12.8	—	17.5	—	—	—	45° Angle
161	**H1883**	S. Steel	0.80	Natural	25.0	—	—	—	—	—	—	—	
163	**H1884**	S. Steel	0.80	Natural	25.5	—	19.0	—	—	—	—	—	Welding Rib
159	**H1907**	S.Steel	0.80	Natural	65.1	—	—	—	2.5	—	—	—	
157	**H1911**	S. Steel	0.80	Natural	8.7	—	13.5	—	—	—	—	—	2 x 90° Angle. Welding Rib
121	**H1912**	Nickel Silver	0.80	Natural	15.9	—	—	—	—	—	3.0	53/M	
136	**H1914**	S. Steel	0.80	Natural	15.5	—	—	—	—	—	4.7	—	Tubed
132	**H1915**	S. Steel	0.80	Natural	33.3	—	—	—	—	—	—	—	2 Ribs
152	**H1917B**	Nickel Silver	0.80	Natural	6.3	—	14.3	—	Tapped 1/8"	—	—	—	90° Angle
147	**H1917C**	Nickel Silver	0.80	Natural	6.3	—	14.3	—	Tapped 1/8"	—	—	—	45° Angle
133	**H1917E**	Nickel Silver	0.80	Natural	21.0	—	—	—	Tapped 1/8"	—	—	—	
125	**H1926**	S. Steel	0.81	Natural	17.5	—	—	—	2.4	—	—	—	2 Welding Ribs
126	**H1926A**	S. Steel	0.81	Natural	17.5	—	—	—	2.4	—	—	—	Lower Welding Rib
142	**H1927D**	S. Steel	0.80	Natural	9.0	—	11.0	—	—	—	—	—	30° Angle
150	**H1933**	S. Steel	0.81	Natural	5.2	—	15.9	—	—	—	—	—	90° Angle
151	**H1942**	S. Steel	0.81	Natural	4.7	—	15.9	—	—	—	—	—	90° Angle. Welding Rib
144	**H1944**	S. Steel	0.81	Natural	7.9	—	11.5	—	1.6	—	—	—	45° Angle. Welding Dimple
154	**H1950**	S. Steel	0.81	Natural	21.5	—	—	—	—	—	—	—	Welding Rib
154	**H1950D**	Steel	0.81	NL	21.5	—	—	—	—	—	—	—	Welding Rib
131	**H1977**	S. Steel	0.81	Natural	25.4	—	—	—	—	—	—	—	
164	**H1978**	S. Steel	0.81	Natural	19.1	—	25.4	—	4.9	—	—	—	90° Angle
127	**H1980**	S. Steel	0.81	Natural	19.6	—	—	—	1.6	—	—	—	Welding Rib
153	**H1984B**	S. Steel	0.81	Natural	18.5	—	—	—	—	—	—	—	Welding Rib. Outside Bend
153	**H1984E**	S. Steel	0.81	Natural	18.5	—	—	—	—	—	—	—	Welding Rib. Inside Bend
156	**H1988**	S. Steel	0.81	Natural	7.1	—	11.0	—	—	—	—	—	30° Angle. Welding Rib
128	**H1992**	S. Steel	0.81	Natural	19.8	—	—	—	1.6	—	—	—	Welding Rib
145	**H1993**	S. Steel	0.81	Natural	7.9	—	11.5	—	1.6	—	—	—	30° Angle. Welding Dimple
145	**H1993A**	Mild Steel	0.81	Oiled	7.9	—	11.5	—	1.6	—	—	—	30° Angle. Welding Dimple
138	**H1995**	S. Steel	0.81	Natural	7.9	—	11.5	—	1.6	—	—	—	30° Angle. Similar to **H946C**
146	**H1996**	S. Steel	0.81	Natural	7.9	—	11.5	—	6.3 x 4.4	—	—	—	45° Angle.
135	**H2573**	Nickel Silver	0.81	Natural	19.0	11.1	—	—	3.2	—	—	—	
140	**H2576**	S. Steel	0.82	Natural	5.0	—	15.0	—	—	—	—	—	45° Angle. Welding Rib
137	**H2577**	S. Steel	0.80	Natural	7.7	—	11.6	—	1.6	—	—	—	45° Angle. Welding Rib
160	**H2581**	S. Steel	0.81	Natural	50.8	—	19.0	—	—	—	—	—	2 x 45° Angle
122	**H2866**	Nickel Silver	0.81	Natural	16.0	—	—	—	—	—	0.4-1.0	—	
134	**H2886**	S. Steel	0.81	Natural	13.5	—	—	—	—	—	—	—	
134	**H2886D**	Steel	0.81	NL	13.5	—	—	—	—	—	—	—	

6.3 mm Q.C. TABS—STAINLESS STEEL and NICKEL SILVER

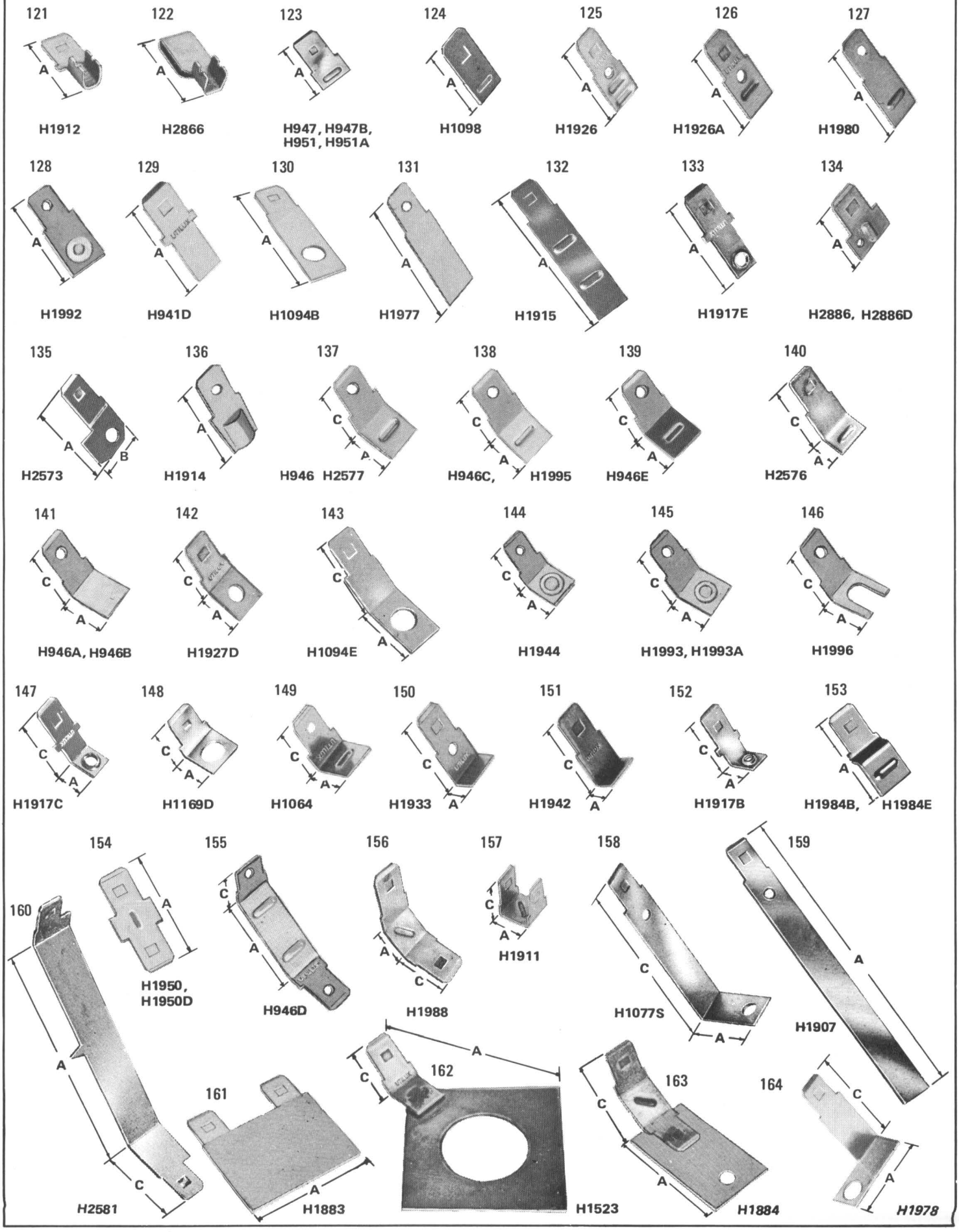

Section 8.

6.3 mm Q.C. ADAPTORS

Illus. No.	Cat. No.	Material	Thick-ness (mm)	Finish	Length A (mm)	Width B (mm)	Height C (mm)	O.D. (mm)	Hole Slot or Screw Size (mm)	Max. Insula-tion Dia. (mm)	Wire Size (mm²)	Avail. in Reels	Notes
11	**H942**	Brass	0.80	Natural	22.2	8.7	7.9	—	—	—	—	—	
12	**H942A**	Brass	0.80	Natural	17.4	8.7	12.3	—	—	—	—	—	
1	**H1076**	Brass	0.81	Natural	29.3	7.9	11.1	—	—	—	—	—	90° Angle
21	**H1158**	Brass P.V.C.	0.80	ET	56.3	20.6	—	—	—	—	—	—	
22	**H1159**	Brass P.V.C.	0.80	ET	56.3	11.9	—	—	—	—	—	—	
22	**H1159A**	Ph. Bronze P.V.C.	0.80	ET	56.3	11.9	—	—	—	—	—	—	
13	**H1198**	Brass	0.81	Natural	23.0	—	9.1	—	—	—	—	—	
10	**H1901**	Brass	0.81	Natural	25.4	19.0	—	—	3/16″ W	—	—	—	2 x 90° Angle. 2 x 60° Angle
6	**H1902**	Brass	0.81	Natural	27.0	—	11.1	—	3/16″ W	—	—	—	
18	**H1909**	Brass	0.40	Natural	19.0	—	—	—	—	—	—	—	
18	**H1909B**	Nickel Silver	0.40	Natural	19.0	—	—	—	—	—	—	—	
2	**H1913**	Brass	0.81	Natural	29.3	17.4	—	—	—	—	—	—	
14	**H1932**	Brass	0.81	Natural	23.6	10.7	—	—	—	—	—	—	
5	**H1954**	Brass	0.71	Natural	17.4	9.5	—	—	—	—	—	—	0.25 mm x 5/32″ BSW Screw
5	**H1954B**	Nickel Silver	0.71	Natural	17.4	9.5	—	—	—	—	—	—	0.25 mm x 5/32″ BSW Screw
16	**H1957**	Brass	0.45	Natural	17.4	—	10.3	—	3.2	—	—	—	
3	**H1970**	Brass	0.81	Natural	21.0	15.8	—	—	—	—	—	—	
3	**H1970B**	Nickel Silver	0.81	Natural	21.0	15.8	—	—	—	—	—	—	
15	**H2580**	Brass	0.81	Natural	19.8	11.1	—	—	—	—	—	—	
17	**H2587**	Brass	0.81	Natural	19.0	—	13.5	—	Tapped 5/32″	—	—	—	
4	**H2589**	Brass	0.71	Natural	28.2	—	—	—	—	—	—	—	2 x **H955** Rivetted together
19	**H2847**	Brass	0.71	ET	31.9	—	—	—	—	—	0.25-1.5	—	Red Insulated
20	**H2848**	Brass	0.81	ET	25.4	—	—	—	—	—	0.6-3.0	—	Blue Insulated
19	**H2849**	Brass	0.70	ET	33.5	—	—	—	—	—	2.1-6.5	—	Yellow Insulated
7	**H2894**	Brass	0.81	Natural	9.5	—	—	—	4.7	—	—	—	2 Tabs. 90° Angle. 45° Angle
8	**H2896**	Brass	0.81	Natural	28.6	—	—	—	4.7	—	—	—	2 Tabs. 90° Angle 2 Tabs Flat
9	**H2899**	Brass	0.81	Natural	28.6	—	—	—	4.7	—	—	—	2 Tabs. 45° Angle 2 Tabs Flat

6.3 mm Q.C. ADAPTORS

1
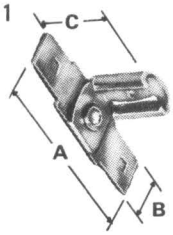

H1076

2
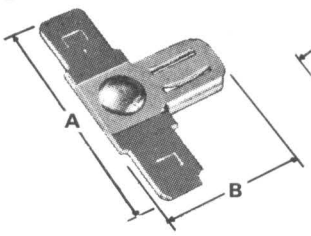

H1913

3
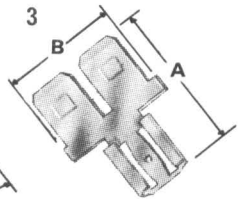

H1970, H1970B

4


H2589

5
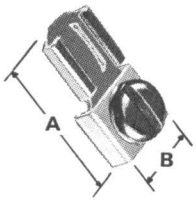

H1954, H1954B

6
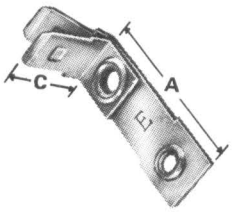

H1902

7
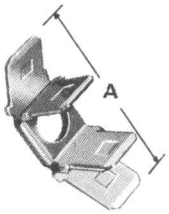

H2894

8
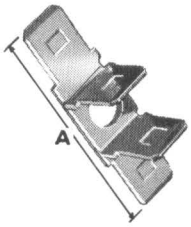

H2896

9
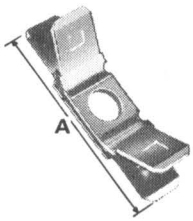

H2899

10
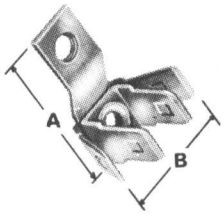

H1901

11
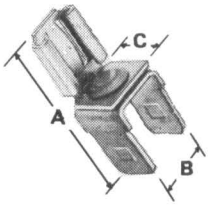

H942

12
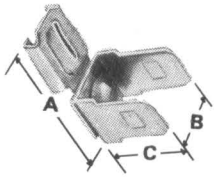

H942A

13
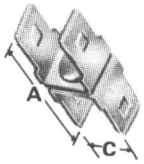

H1198

14
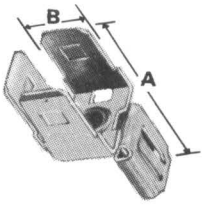

H1932

15
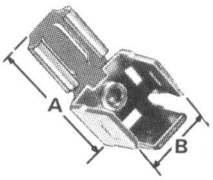

H2580

16
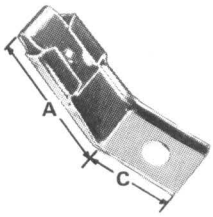

H1957

17
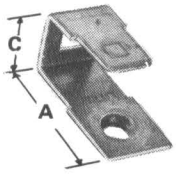

H2587

18
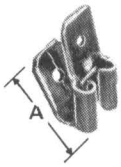

H1909, H1909B

19
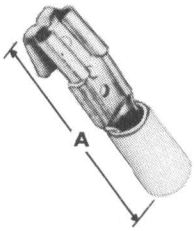

H2847, H2849

20


H2848

21
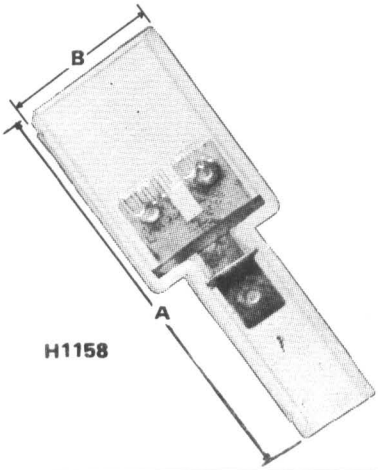

H1158

22
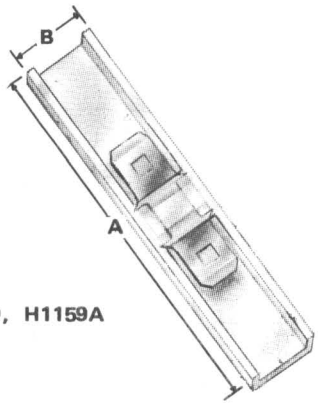

H1159, H1159A

Section 9.

EYE TERMINALS WITH INSULATION SUPPORT

Illus. No.	Cat. No.	Material	Thickness (mm)	Finish	Length A (mm)	Width B (mm)	Height C (mm)	O.D. (mm)	Hole Slot or Screw Size (mm)	Max. Insulation Dia. (mm)	Wire Size (mm²)	Avail. in Reels	Notes
22	**H223**	Steel	0.55	ET	21.1	9.9	—	—	4.2	2.5	3.1	—	
22	**H223B**	Brass	0.45	ET	21.1	9.9	—	—	4.2	2.5	3.1	—	
22	**H224**	Steel	0.60	ET	21.1	9.9	—	—	5.0	2.5	3.1	—	
22	**H224B**	Brass	0.50	ET	21.1	9.9	—	—	5.0	2.5	3.1	—	
17	**H237**	Brass	0.50	ET	14.3	6.4	—	—	3.4	2.0	3.1	—	
17	**H237A**	Brass	0.50	ET	14.3	6.4	—	—	4.1	2.0	3.1	—	
19	**H289**	Brass	0.90	Natural	13.9	7.9	—	—	3.2	3.5	3.1	—	
15	**H352**	Steel	0.55	ET	15.4	8.0	—	—	4.2	1.2	0.5	—	Solder Holes
16	**H421**	Brass	0.80	Natural	16.4	6.4	—	—	3.7	2.9	3.1	—	
5	**H430**	Brass	0.55	Natural	21.4	9.7	—	—	5.3	3.9	1.5	53/S	Pre-tubed version is **H3549**. Similar to **H1287, H1292, H1524, H1853**
5	**H430B**	Nickel Silver	0.55	Natural	21.4	9.7	—	—	5.3	3.9	1.5	53/S	Pre-tubed version is **H3549B**. Similar to **H1287B, H1292B, H1524B, H1853**
21	**H487**	Brass	0.80	ET	17.0	8.7	—	—	4.4	2.9	0.8-1.3	—	
21	**H487A**	Brass	0.80	Natural	17.0	8.7	—	—	5.2	2.9	0.8-1.3	—	
20	**H763**	Brass	0.70	ET	17.0	8.7	—	—	4.8	2.5	3.1	—	
20	**H763B**	Brass	0.70	ET	17.0	8.7	—	—	3.6	2.5	3.1	—	
20	**H763C**	Brass	0.70	ET	17.0	8.7	—	—	4.4	2.5	3.1	—	
7	**H1247**	Brass	0.55	Natural	21.4	9.7	—	—	4.9	3.9	1.5	54/A	Pre-tubed version is **H3551** Castellated Hole
7	**H1247D**	Brass	0.45	Natural	21.4	9.7	—	—	7.4	4.1	0.4	54/A	Castellated Hole
5	**H1287**	Brass	0.55	Natural	21.4	9.7	—	—	4.3	3.9	1.5	53/S	Pre-tubed version is **H3548**. Similar to **H430, H1292, H1524, H1853**
5	**H1287B**	Nickel Silver	0.55	Natural	21.4	9.7	—	—	4.3	3.9	1.5	53/S	Pre-tubed version is **H3548B**. Similar to **H430B, H1292B, H1524B, H1853**
5	**H1292**	Brass	0.55	Natural	21.4	9.7	—	—	6.6	3.9	1.5	53/S	Pre-tubed version is **H3550**. Similar to **H430, H1287, H1524, H1853**
5	**H1292B**	Nickel Silver	0.55	Natural	21.4	9.7	—	—	6.6	3.9	1.5	53/S	Pre-tubed version is **H3550**. Similar to **H430B, H1287B, H1524B, H1853**
5	**H1524**	Brass	0.55	Natural	21.4	9.7	—	—	3.2	3.9	1.5	53/S	Pre-tubed version is **H3547**. Similar to **H430, H1287, H1524, H1853**
5	**H1524B**	Nickel Silver	0.55	Natural	21.4	9.7	—	—	3.2	3.9	1.5	53/S	Pre-tubed version is **H3547B**. Similar to **H430B, H1287B, H1524B, H1853**
12	**H1533**	Brass	0.55	Natural	30.2	17.8	—	—	12.7	3.8	1.5	54/C	
12	**H1533D**	Brass	0.55	Natural	30.2	17.8	—	—	8.4	3.8	1.5	54/C	
12	**H1533E**	Brass	0.55	ET	30.2	17.8	—	—	9.7	3.8	1.5	54/C	
12	**H1533F**	Brass	0.55	Natural	30.2	17.8	—	—	11.1	3.8	1.5	54/C	
24	**H1535**	Brass	0.80	Natural	19.1	9.6	—	—	5.9	2.9	2 x 0.8	54/B	
24	**H1535A**	Brass	0.80	Natural	19.1	9.6	—	—	5.0	2.9	2 x 0.8	54/B	
24	**H1535B**	Brass	0.80	Natural	19.1	9.6	—	—	4.2	2.9	2 x 0.8	54/B	
23	**H1541**	Brass	0.55	Natural	15.8	6.3	—	—	2.3	3.9	2.1	—	
13	**H1569**	Brass	0.40	Natural	12.0	4.2	—	—	2.6	1.0	0.2	54/F	Insulation Pierce
5	**H1853**	Brass	0.55	Natural	21.4	9.7	—	—	5.2	5.1	1.5	53/S	Similar to **H430, H1287, H1292, H1524**
11	**H1855**	Brass	0.70	Natural	21.4	9.5	—	—	4.2	3.3	2 x 0.7-1.0	54/G	
11	**H1856**	Brass	0.70	Natural	21.4	9.5	—	—	5.0	4.6	2 x 0.7-1.0	54/G	
11	**H1856B**	Nickel Silver	0.70	Natural	21.4	9.5	—	—	5.0	4.6	2 x 0.7-1.0	54/G	
11	**H1857**	Brass	0.70	Natural	21.4	9.5	—	—	6.7	3.3	2 x 0.7-1.0	54/G	
11	**H1857B**	Nickel Silver	0.70	Natural	21.4	9.5	—	—	6.7	3.3	2 x 0.7-1.0	54/G	
9	**H1863**	Brass	0.70	Nat or ET	24.6	12.7	—	—	6.6	3.2	0.4-0.7	54/H	
10	**H1863F**	Brass	0.70	Nat or ET	24.6	12.7	—	—	5.0	3.8	0.4-0.7	54/H	Castellated Hole
10	**H1863M**	Brass	0.70	Nat or ET	24.6	12.7	—	—	6.4	3.8	0.4-0.7	54/H	Castellated Hole
9	**H1864**	Brass	0.70	Natural	24.6	12.7	—	—	8.2	3.5	0.4-1.0	54/H	
18	**H2715**	Brass	0.45	Natural	15.9	6.4	—	—	3.7	1.8	1.0	54/K	Insulation Pierce
14	**H2718**	Brass	0.50	ET	12.0	4.1	—	—	2.4	3.1	2.1	54/L	
4	**H2726**	Brass	0.50	Natural	17.4	6.4	—	—	2.4	3.1	1.0	54/M	
6	**H2758**	Brass	0.55	Natural	19.6	9.5	—	—	3.3	4.0	1.5	54/N	Suitable for PTFE Cable
6	**H2759**	Brass	0.55	Natural	19.6	9.5	—	—	4.1	4.0	1.5	54/N	Suitable for PTFE Cable
6	**H2760**	Brass	0.55	Natural	19.6	9.5	—	—	5.2	4.0	1.5	54/N	Suitable for PTFE Cable
6	**H2760B**	Nickel Silver	0.55	Natural	19.6	9.5	—	—	5.2	4.0	1.5	54/N	Suitable for PTFE Cable
6	**H2761**	Brass	0.55	Natural	19.6	9.5	—	—	6.5	4.0	1.5	54/N	Suitable for PTFE Cable
6	**H2761B**	Nickel Silver	0.55	Natural	19.6	9.5	—	—	6.5	4.0	1.5	54/N	Suitable for PTFE Cable
8	**H3551**	Brass	0.55	Natural	21.4	9.7	—	—	4.9	3.9	1.5	—	Pre-tubed version of **H1247**. Castellated Hole
2	**H3906**	Brass	0.50	ET	17.5	7.5	—	—	5.0	2.2	0.8	54/R	Suitable for PTFE Cable
1	**H3907**	Brass	0.50	ET	17.5	5.6	—	—	3.1	2.2	0.8	54/S	
3	**H3930**	Brass	0.50	Natural	17.5	7.6	—	—	3.4	3.6	0.4-1.0	54/T	Pre-tubed version is **H3604**
3	**H3931**	Brass	0.50	Natural	17.5	7.6	—	—	4.2	3.6	0.4-1.0	54/T	Pre-tubed version is **H3605**
3	**H3932**	Brass	0.50	Natural	17.5	7.6	—	—	5.0	3.6	0.4-1.0	54/T	Pre-tubed version is **H3606**

EYE TERMINALS WITH INSULATION SUPPORT

1

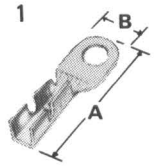

H3907

2

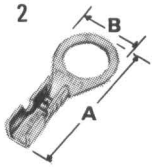

H3906

3

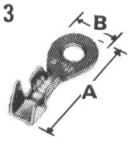

H3930, H3931, H3932

4

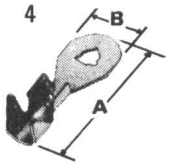

H2726

5

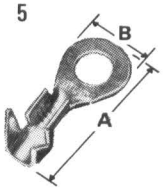

H430, H430B, H1287, H1287B, H1292, H1292B, H1524, H1524B, H1853

6

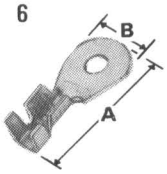

H2758, H2759, H2760, H2760B, H2761, H2761B

7

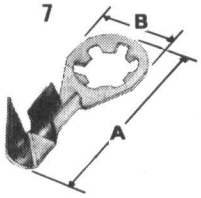

H1247, H1247D

8

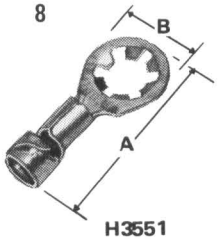

H3551

9

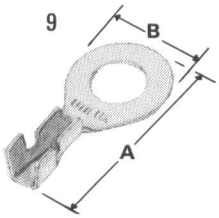

H1863, H1864

10

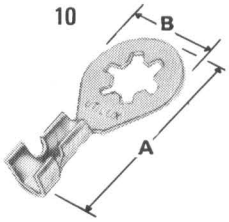

H1863F, H1863M

11

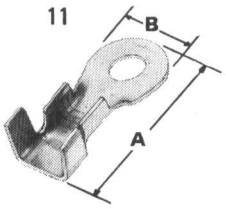

H1855, H1856, H1856B, H1857, H1857B

12

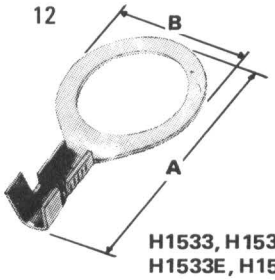

H1533, H1533D, H1533E, H1533F

13

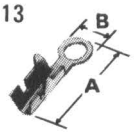

H1569

14

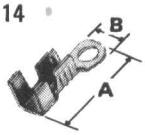

H2718

15

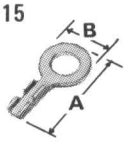

H352

16

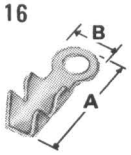

H421

17

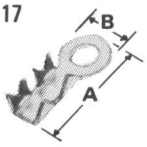

H237, H237A

18

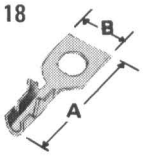

H2715

19

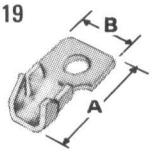

H289

20

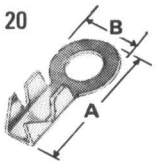

H763, H763B, H763C

21

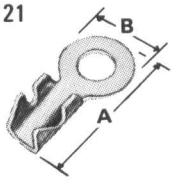

H487, H487A

22

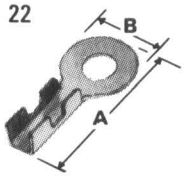

H223, H223B, H224, H224B

23

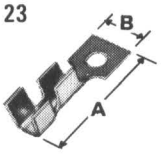

H1541

24

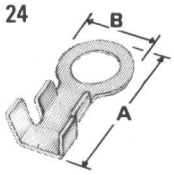

H1535, H1535A, H1535B

Section 9. (Cont.)

EYE TERMINALS WITH INSULATION SUPPORT

Illus. No.	Cat. No.	Material	Thickness (mm)	Finish	Length A (mm)	Width B (mm)	Height C (mm)	O.D. (mm)	Hole Slot or Screw Size (mm)	Max. Insulation Dia. (mm)	Wire Size (mm²)	Avail. in Reels	Notes
27	**H221**	Brass	0.45	ET	25.4	12.7	—	—	6.7	3.8	1.3-5.3	53/R	Solder Holes
33	**H231**	Brass	0.55	ET	21.1	8.8	—	—	5.2	3.3	2.1	—	
34	**H231B**	Brass	0.91	ET	21.1	8.8	—	—	5.2	3.3	3.1	—	
33	**H231D**	Brass	0.71	ET	21.1	8.8	—	—	3.6	3.3	2.1	—	
34	**H231E**	Brass	0.71	ET	21.1	8.8	—	—	5.2	3.3	3.1	—	
36	**H232**	Brass	0.55	ET	25.4	8.7	—	—	4.9	3.5	2.1	—	
36	**H232A**	Brass	0.71	ET	25.4	8.7	—	—	4.9	3.5	2.1	—	With extrusion
40	**H233**	Brass	0.90	ET	28.6	9.5	—	—	6.3	4.9	8.4	—	Solder Holes
40	**H233A**	Brass	0.90	ET	28.6	9.5	—	—	5.8	4.8	8.4	—	Solder Holes
45	**H236**	Brass	0.90	ET	30.9	17.5	—	—	11.5	4.4	5.3	—	
45	**H236D**	Brass	0.90	ET	30.9	17.5	—	—	9.8	4.4	5.3	—	
45	**H236E**	Brass	0.90	Natural	30.9	17.5	—	—	8.7	4.4	5.3	—	
35	**H236F**	Brass	0.90	Natural	24.6	9.3	—	—	5.7	4.6	3.1	—	Less extrusion
39	**H413**	Brass	1.00	Natural	24.8	8.9	—	—	3.6	5.3	8.4	—	Similar to **H433**
39	**H413A**	Brass	1.00	Natural	24.8	8.9	—	—	5.2	5.3	8.4	—	Similar to **H433**
32	**H414**	Brass	0.80	Natural	29.4	14.3	—	—	7.2	4.7	5.2	—	
32	**H414A**	Brass	0.80	Natural	29.4	14.3	—	—	8.3	4.7	5.2	—	
32	**H414B**	Brass	0.80	ET	29.4	14.3	—	—	8.3	4.7	5.2	—	
44	**H415**	Brass	1.00	Natural	29.4	14.3	—	—	7.2	5.3	8.4	—	
44	**H415A**	Brass	1.00	Natural	29.4	14.3	—	—	8.4	5.3	8.4	—	
37	**H416**	Brass	0.80	Natural	25.0	8.7	—	—	5.2	4.3	5.3	—	Similar to **H424**
37	**H420**	Brass	0.80	Natural	25.0	8.7	—	—	4.4	4.3	5.3	—	Similar to **H424**
38	**H423**	Brass	0.55	ET	27.8	11.5	—	—	6.6	3.5	5.3	—	
38	**H423A**	Brass	0.55	ET	27.8	11.5	—	—	5.0	3.5	5.3	—	
37	**H424**	Brass	0.80	Natural	25.0	8.7	—	—	3.7	4.3	5.3	—	Similar to **H416, H420**
39	**H433**	Brass	1.00	ET	24.6	8.7	—	—	4.7	5.0	8.4	—	Similar to **H413, H413A**
25	**H435**	Brass	0.55	Natural	20.6	11.0	—	—	6.6	3.3	1.3	53/T	
25	**H435A**	Brass	0.55	Natural	20.6	11.0	—	—	8.2	3.3	1.3	53/T	
41	**H457**	Brass	0.80	Natural	25.1	6.3	—	—	4.0	4.4	5.3	—	
42	**H458**	Brass	0.80	Natural	20.0	6.3	—	—	4.0	3.1	3.1	—	
28	**H763A**	Brass	0.70	ET	17.0	8.7	—	—	5.0	2.5	2.5	—	Pre-tubed version of **H763**
26	**H1528**	Brass	0.80	Natural	19.0	9.5	—	—	5.9	2.3	0.8	54/B	
26	**H1528D**	Brass	0.80	Natural	19.0	9.5	—	—	4.3	2.3	0.8	54/B	
26	**H1528F**	Brass	0.50	ET	19.0	9.5	—	—	5.9	2.3	0.8	54/B	
26	**H1529**	Brass	0.80	Natural	19.0	9.5	—	—	5.9	3.7	1.3	54/B	
30	**H1542**	Brass	0.81	ET	23.8	11.9	—	—	4.4	3.7	0.8	54/D	45° Angle
31	**H1542A**	Brass	0.81	ET	24.0	11.7	—	—	5.7	3.7	0.8	54/E	
31	**H1542D**	Brass	0.81	ET	24.0	11.7	—	—	4.5	3.7	0.8	54/E	
43	**H2693**	Brass	0.70	ET	23.8	6.6	—	—	4.3	5.0	0.7	54/J	
29	**H3547**	Brass	0.55	Natural	21.4	9.8	—	—	3.4	3.9	1.5	—	Pre-tubed version of **H1524**
29	**H3548**	Brass	0.55	Natural	21.4	9.8	—	—	4.2	3.9	1.5	—	Pre-tubed version of **H1287**
29	**H3549**	Brass	0.55	Natural	21.4	9.8	—	—	5.1	3.9	1.5	—	Pre-tubed version of **H430**
29	**H3550**	Brass	0.55	Natural	21.4	9.8	—	—	6.6	3.9	1.5	—	Pre-tubed version of **H1292**
47	**H3592**	Brass	1.00	Natural	37.9	17.8	—	—	8.6	7.0	5.3	54/P	Castellated hole
46	**H3594**	Brass	1.00	Natural	37.9	17.8	—	—	8.7	7.0	5.3	54/Q	
46	**H3595**	Brass	1.00	Natural	37.9	17.8	—	—	13.0	7.0	5.3	54/Q	

EYE TERMINALS WITH INSULATION SUPPORT (CONT.)

25

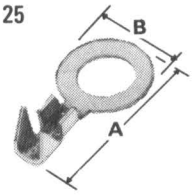

H435,
H435A

26

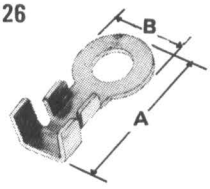

H1528, H1528D,
H1528F, H1529

27

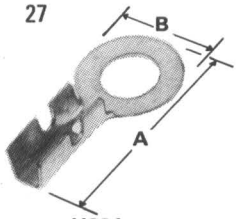

H221

28

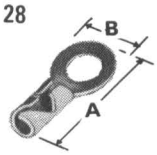

H763A

29

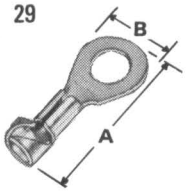

H3547, H3548
H3549, H3550

30

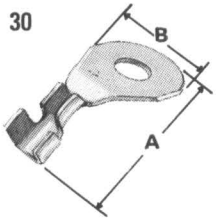

H1542

31

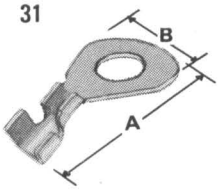

H1542A, H1542D

32

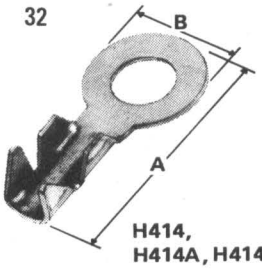

H414,
H414A, H414B

33

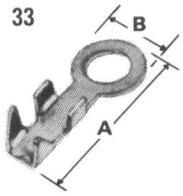

H231,
H231D

34

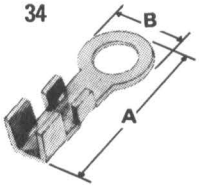

H231B,
H231E

35

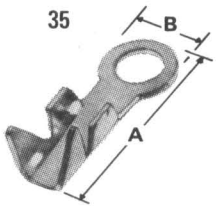

H236F

36

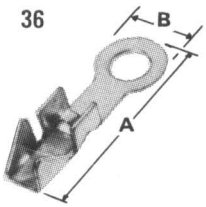

H232,
H232A

37

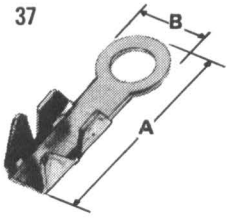

H416, H420, H424

38

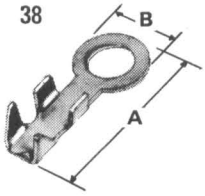

H423,
H423A

39

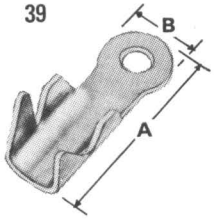

H413, H413A,
H433

40

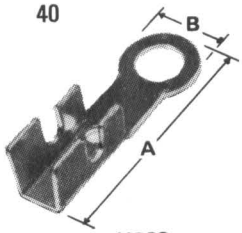

H233,
H233A

41

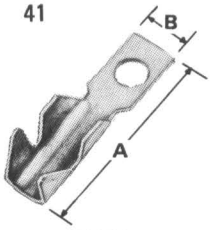

H457

42

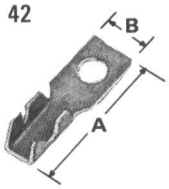

H458

43

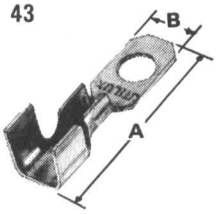

H2693

44

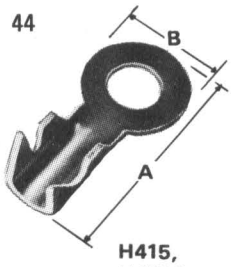

H415,
H415A

45

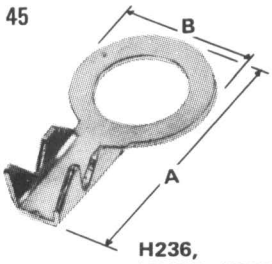

H236,
H236D, H236E

46

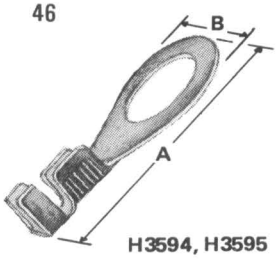

H3594, H3595

47

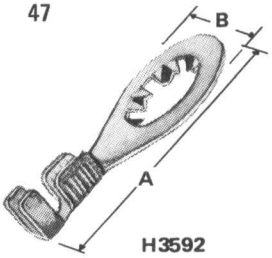

H3592

Section 10.

EYE TERMINALS WITHOUT INSULATION SUPPORT

Illus. No.	Cat. No.	Material	Thickness (mm)	Finish	Length A (mm)	Width B (mm)	Height C (mm)	O.D. (mm)	Hole Slot or Screw Size (mm)	Max. Insulation Dia. (mm)	Wire Size (mm²)	Avail. in Reels	Notes
20	**H225**	Brass	1.20	ET	33.3	18.4	—	—	8.3	—	16.8	—	
20	**H225A**	Brass	1.20	ET	33.3	18.4	—	—	8.7	—	16.8	—	
20	**H225B**	Brass	0.90	ET	33.3	18.4	—	—	6.7	—	16.8	—	
20	**H227**	Brass	1.20	ET	33.3	18.4	—	—	10.1	—	16.8	—	
9	**H229**	Brass	0.50	ET	12.3	7.1	—	—	4.3	—	16.8	—	
15	**H239**	Brass	0.55	ET	20.6	11.1	—	—	4.4	—	3.1	—	
15	**H239A**	Brass	0.71	ET	20.6	11.1	—	—	3.7	—	3.1	—	
24	**H239B**	Brass	0.71	ET	20.6	11.1	—	—	4.4	—	4.2	—	Pre-tubed
15	**H241**	Brass	0.55	ET	20.6	11.1	—	—	5.2	—	3.1	—	
15	**H241A**	Brass	0.71	ET	20.6	11.1	—	—	4.8	—	3.1	—	
24	**H241B**	Brass	0.71	ET	20.6	11.1	—	—	5.2	—	4.2	—	Pre-tubed
16	**H247**	Brass	0.55	ET	27.0	14.3	—	—	9.9	—	2.1	—	
16	**H247A**	Brass	0.70	ET	27.0	14.3	—	—	8.3	—	2.1	—	
23	**H247B**	Brass	0.70	ET	27.0	14.3	—	—	8.3	—	1.5	—	Pre-tubed
13	**H286**	Brass	0.45	ET	23.4	7.1	—	—	2.3	4.8	—	—	Insulation Pierce
3	**H290**	Brass	0.30	NL	9.9	4.4	—	—	2.3	1.2	—	—	
3	**H291**	Brass	0.30	NL	9.9	4.4	—	—	2.9	2.0	—	—	
7	**H340**	Brass	0.40	Natural	10.0	6.0	—	—	3.2	—	0.7	—	
11	**H466**	Brass	0.30	ET	10.1	3.9	—	—	2.4	2.0	—	—	Insulation Pierce. Similar to **H600**
17	**H476**	Copper	1.00	ET	27.4	15.9	—	—	6.7	—	6.5	—	Similar to **H603**
17	**H476C**	Copper	1.00	ET	27.4	15.9	—	—	4.7	—	6.5	—	Similar to **H603**
12	**H600**	Brass	0.35	ET	14.6	5.9	—	—	4.4	2.4	4.2	—	Insulation Pierce. Similar to **H466**
12	**H600A**	Brass	0.35	ET	14.6	5.9	—	—	4.4	2.4	4.2	—	Similar to **H466** less Sprag
17	**H603**	Brass	0.90	ET	23.0	14.3	—	—	5.3	—	8.4	—	Similar to **H476C**
19	**H610**	Copper	0.70	ET	28.6	18.2	—	—	8.3	—	8.4	—	
18	**H760**	Copper	0.90	ET	27.8	17.1	—	—	6.8	—	13.3	—	
18	**H760A**	Copper	0.90	ET	27.8	17.1	—	—	10.3	—	13.3	—	
10	**H765**	Brass	0.45	ET	17.8	6.4	—	—	4.0	—	2.1	—	
8	**H1281**	Brass	0.70	ET	17.8	8.9	—	—	3.8	—	2.1	—	
6	**H1282**	Brass	0.50	Natural	13.1	7.5	—	—	4.2	—	1.0	55/C	Similar to **H3941, H3942, H3943**
6	**H1282B**	Nickel Silver	0.50	Natural	13.1	7.5	—	—	4.2	—	1.0	55/C	Similar to **H3941, H3942, H3943**
6	**H1288**	Brass	0.50	Natural	13.1	7.5	—	—	5.0	—	1.0	55/C	Similar to **H3941, H3942, H3943**
6	**H1294**	Brass	0.40	Natural	13.1	7.5	—	—	3.4	—	1.0	55/C	Similar to **H3941, H3942, H3943**
21	**H1521**	Copper	0.80	ET	19.3	14.3	—	—	5.6	6.5	—		Square Hole
22	**H2694**	Brass	0.50	Natural	13.0	7.5	—	—	4.2	1.0	—		Pre-tubed version of **H1282**
14	**H2703**	Brass	0.55	Natural	15.9	11.1	—	—	4.2	—	1.3	55/B	
1	**H3530**	Brass	0.45	Natural	9.3	5.5	—	—	2.5	—	0.5-1.3	55/C	
1	**H3531**	Brass	0.45	Natural	9.3	5.5	—	—	3.7	—	0.5-1.3	55/C	
1	**H3532**	Brass	0.45	Natural	9.3	5.5	—	—	3.4	—	0.5-1.3	55/C	
2	**H3533**	Brass	0.45	Natural	9.3	4.8	—	—	3.2	—	0.5-1.3	55/D	
15	**H3539**	Brass	0.55	ET	20.6	11.0	—	—	6.6	—	3.1	—	
15	**H3540**	Brass	0.70	ET	20.6	11.0	—	—	6.6	—	3.1	—	
15	**H3541**	Brass	0.70	ET	20.6	11.0	—	—	6.6	—	3.1	—	Pre-tubed
4	**H3571**	Brass	0.45	Natural	9.8	6.5	—	—	2.5	—	0.4-1.0	55/E	With Ribbed Palm
4	**H3572**	Brass	0.45	Natural	9.8	6.5	—	—	3.7	—	0.4-1.0	55/E	With Ribbed Palm
4	**H3573**	Brass	0.45	Natural	9.8	6.5	—	—	3.5	—	0.4-1.0	55/E	With Ribbed Palm
4	**H3574**	Brass	0.45	Natural	9.8	6.5	—	—	4.2	—	0.4-1.0	55/E	With Ribbed Palm
5	**H3909**	Brass	0.45	Natural	12.8	7.5	—	—	5.9	—	0.4-1.0	55/F	Castellated Hole
6	**H3941**	Brass	0.50	Natural	12.7	7.6	—	—	3.4	—	0.4-1.0	55/A	Similar to **H1282B, H1288, H1294**
6	**H3942**	Brass	0.50	Natural	12.7	7.6	—	—	4.2	—	0.4-1.0	55/A	Simillar to **H1282B, H1288, H1294**
6	**H3943**	Brass	0.50	Natural	12.7	7.6	—	—	5.0	—	0.4-1.0	55/A	Similar to **H1282B, H1288, H1294**

EYE TERMINALS WITHOUT INSULATION SUPPORT

1

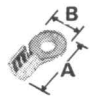

H3530, H3531, H3532

2

H3533

3

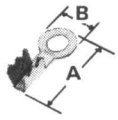

H290, H291

4

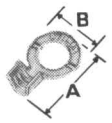

H3571, H3572
H3573, H3574

5

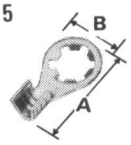

H3909

6

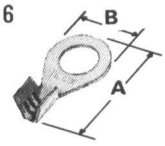

H1282, H1282B, H1288,
H1294, H3941, H3942,
H3943

7

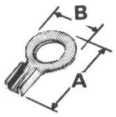

H340

8

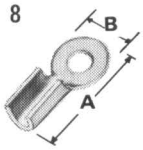

H1281

9

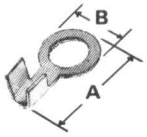

H229

10

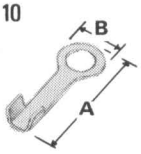

H765

11

H466

12

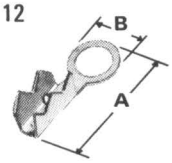

H600,
H600A

13

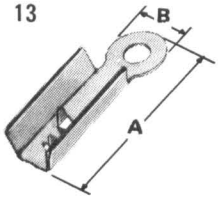

H286

14

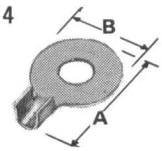

H2703

15

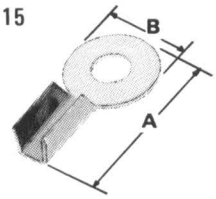

H239, H239A, H241,
H241A, H3539, H3540,
H3541

16

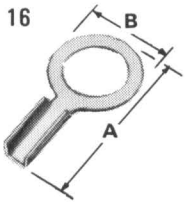

H247,
H247A

17

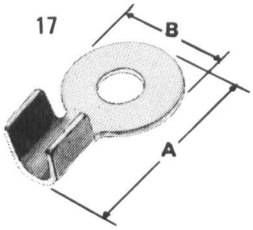

H476, H476C,
H603

18

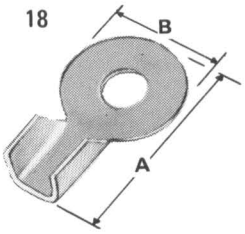

H760,
H760A

19

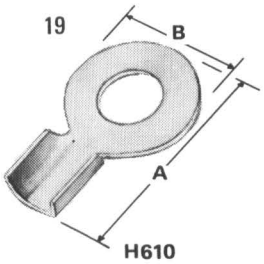

H610

20

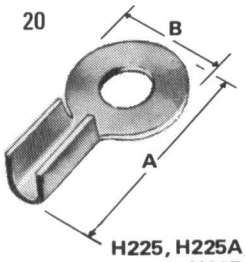

H225, H225A,
H225B, H227

21

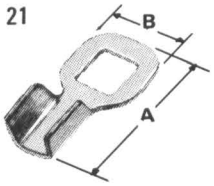

H1521

22

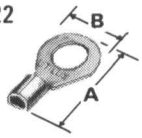

H2694

23

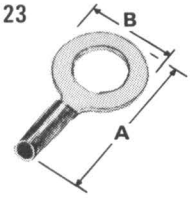

H247B

24

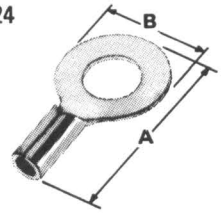

H239B, H241B

Section 11.

SLOTTED TERMINALS

Illus. No.	Cat. No.	Material	Thickness (mm)	Finish	Length A (mm)	Width B (mm)	Height C (mm)	O.D. (mm)	Hole Slot or Screw Size (mm)	Max. Insulation Dia. (mm)	Wire Size (mm²)	Avail. in Reels	Notes
23	**H222**	Brass	0.45	ET	25.4	12.7	—	—	6.8	3.8	8.4	—	
13	**H226**	Brass	1.20	ET	33.3	18.4	—	—	8.3	—	16.8	—	
13	**H228**	Brass	1.20	ET	33.3	18.4	—	—	10.1	—	16.8	—	
19	**H231C**	Brass	0.60	ET	21.1	8.8	—	—	5.2	3.7	3.1	—	
6	**H240**	Brass	0.55	ET	20.6	11.1	—	—	4.4	—	3.1	—	Similar to **H242, H3542, H3543**
6	**H240A**	Brass	0.71	ET	20.6	11.1	—	—	4.4	—	3.1	—	Similar to **H242, H3542, H3543**
6	**H240G**	Brass	0.55	ET	20.6	11.1	—	—	4.4	—	5.3	—	Similar to **H242, H3542, H3543**
6	**H242**	Brass	0.55	ET	20.6	11.1	—	—	5.2	—	3.1	—	Similar to **H240, H3542, H3543**
6	**H242A**	Brass	0.71	ET	20.6	11.1	—	—	5.2	—	3.1	—	Similar to **H240, H3542, H3543**
11	**H247C**	Brass	0.71	ET	27.0	14.3	—	—	6.4	—	2.1	—	
17	**H435E**	Brass	0.55	ET	20.6	11.0	—	—	6.6	3.1	1.3	55/G	
4	**H435F**	Brass	0.55	ET	15.9	11.0	—	—	6.6	—	1.3	55/H	
9	**H475**	Copper	0.80	ET	22.2	14.3	—	—	5.2	—	2.1	—	
10	**H478**	Copper	0.55	ET	22.4	11.1	—	—	5.2	—	6.5	—	
7	**H479**	Copper	0.90	ET	26.2	15.9	—	—	6.8	—	8.4	—	Similar to **H755A**
5	**H483**	Copper	0.70	ET	19.3	11.1	—	—	4.4	—	1.0	—	
5	**H483A**	Copper	0.70	ET	19.3	11.1	—	—	4.8	—	1.0	—	
12	**H484**	Copper	1.00	ET	26.7	15.9	—	—	6.7	—	5.3	—	
8	**H604**	Brass	0.90	ET	22.3	14.3	—	—	5.2	—	8.4	—	
8	**H604A**	Brass	0.90	ET	22.3	14.3	—	—	6.7	—	8.4	—	
7	**H755**	Brass	0.90	ET	27.0	16.7	—	—	6.7	—	13.3	—	Similar to **H479**
7	**H755A**	Brass	1.00	ET	27.0	16.7	—	—	6.7	—	13.3	—	Similar to **H479**
1	**H766**	Brass	0.55	ET	12.0	5.6	—	—	3.0	—	0.7	—	
3	**H1246**	Copper	0.70	ET	18.7	10.3	—	—	4.9	—	8.4	—	
18	**H1289**	Brass	0.50	Natural	20.8	9.8	—	—	5.3	3.9	1.5	55/J	Similar to **H1852, H1860**
18	**H1289B**	Nickel Silver	0.50	Natural	20.8	9.8	—	—	5.3	3.9	1.5	55/J	Similar to **H1852, H1860**
21	**H1535D**	Brass	0.8	Natural	17.9	7.9	—	—	4.3	5.0	—	55/K	
14	**H1537**	Brass	0.45	Natural	15.3	6.2	—	—	3.7	1.8	—	55/L	Insulation Pierce
18	**H1852**	Brass	0.55	Natural	20.2	9.8	—	—	6.4	3.9	1.5	55/J	Similar to **H1289B, H1860**
18	**H1860**	Brass	0.55	Natural	21.0	9.8	—	—	4.3	3.9	1.5	55/J	Similar to **H1289B, H1852**
22	**H1863C**	Brass	0.71	Natural	21.0	9.8	—	—	5.0	3.8	1.0	55/M	
22	**H1863D**	Brass	0.71	Natural	22.2	12.7	—	—	6.5	3.8	1.0	55/M	
20	**H1865**	Brass	0.71	ET	18.2	6.4	—	—	3.4	3.0	0.7-2.1	—	
16	**H2711**	Brass	0.50	ET	17.4	8.5	—	—	3.4	3.3	1.0	55/N	
16	**H2712**	Brass	0.50	ET	17.4	8.5	—	—	5.0	3.1	1.0	55/N	
24	**H2713**	Brass	0.55	ET	19.0	9.5	—	—	6.6	2.7	0.8	55/P	Similar to **H435F**
6	**H3542**	Brass	0.55	ET	20.6	11.0	—	—	6.6	—	3.1	—	Similar to **H240A, H242A**
6	**H3543**	Brass	0.70	ET	20.6	11.0	—	—	6.6	—	3.1	—	Similar to **H240A, H242A**
15	**H3936**	Brass	0.50	Natural	16.8	7.6	—	—	3.4	—	0.4-1.0	55/S	
15	**H3937**	Brass	0.50	Natural	16.8	7.6	—	—	4.2	—	0.4-1.0	55/S	
15	**H3938**	Brass	0.50	Natural	16.8	7.6	—	—	5.0	—	0.4-1.0	55/S	
2	**H3946**	Brass	0.50	Natural	12.0	7.6	—	—	3.4	—	0.4-1.0	55/T	
2	**H3947**	Brass	0.50	Natural	12.0	7.6	—	—	4.2	—	0.4-1.0	55/T	
2	**H3948**	Brass	0.50	Natural	12.0	7.6	—	—	5.0	—	0.4-1.0	55/T	

SLOTTED TERMINALS

1

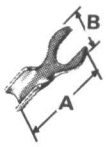

H766

2

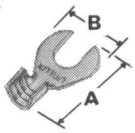

H3946, H3947, H3948

3

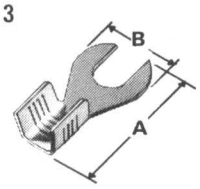

H1246

4

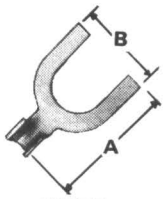

H435F

5

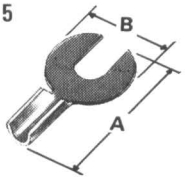

H483,
H483A

6

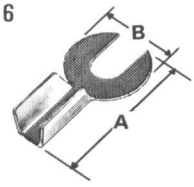

H240, H240A, H240G,
H242, H242A, H3542,
H3543

7

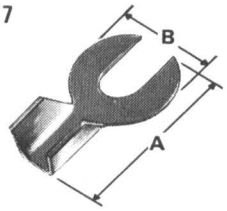

H479, H755,
H755A

8

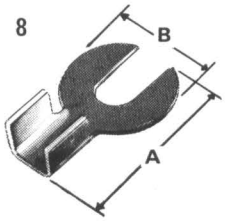

H604,
H604A

9

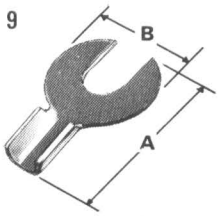

H475

10

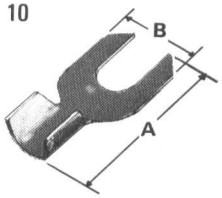

H478

11

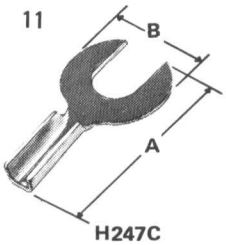

H247C

12

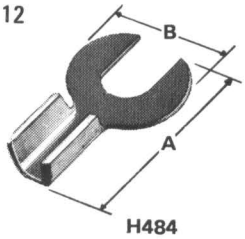

H484

13

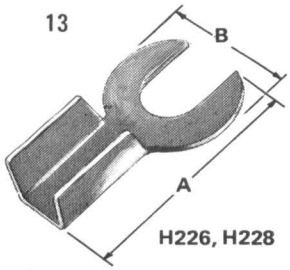

H226, H228

14

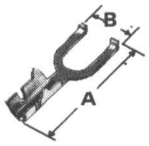

H1537

15

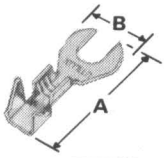

H3936, H3937
H3938

16

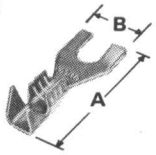

H2711, H2712

17

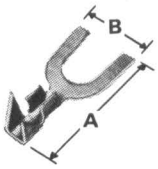

H435E

18

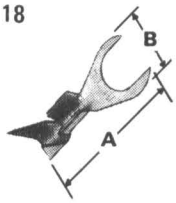

H1289, H1289B,
H1852, H1860

19

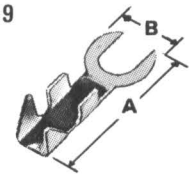

H231C

20

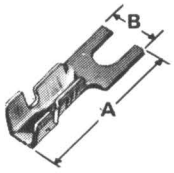

H1865

21

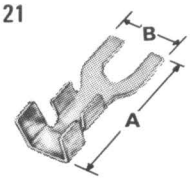

H1535D

22

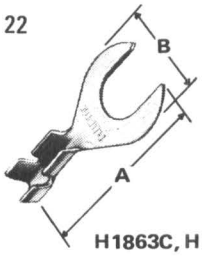

H1863C, H1863D

23

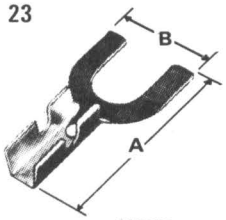

H222

24

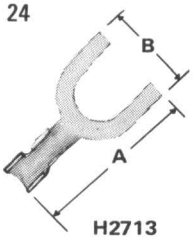

H2713

Section 11. (Cont.)

SLOTTED TERMINALS

Illus. No.	Cat. No.	Material	Thickness (mm)	Finish	Length A (mm)	Width B (mm)	Height C (mm)	O.D. (mm)	Hole Slot or Screw Size (mm)	Max. Insulation Dia. (mm)	Wire Size (mm²)	Avail. in Reels	Notes
38	**H199**	Brass	0.90	ET	34.6	7.1	—	—	2.4	—	4.2	—	Pre-tubed
26	**H234**	Brass	0.55	ET	26.2	9.5	—	—	4.8	5.9	5.3	—	Similar to **H410, H412, H488**
25	**H235**	Brass	0.60	ET	24.6	11.9	—	—	5.2	4.7	1.5	—	With extrusion
37	**H240B**	Brass	0.71	ET	20.6	11.1	—	—	4.4	—	5.3	—	Pre-tubed. Similar to **H242B, H3544**
34	**H240C**	Brass	0.55	ET	20.6	11.1	—	—	4.4	—	3.1	—	Hook Slot. Similar to **H480, H767, H3545**
34	**H240D**	Brass	0.71	ET	20.6	11.1	—	—	4.4	—	3.1	—	Hook Slot. Similar to **H480, H767, H3545**
36	**H240E**	Brass	0.71	ET	20.6	11.1	—	—	4.4	—	5.3	—	Pre-tubed. Hook Slot
37	**H242B**	Brass	0.71	ET	20.6	11.1	—	—	5.2	—	5.3	—	Pre-tubed. Similar to **H240B, H3544**
34	**H242C**	Brass	0.55	ET	20.6	11.1	—	—	5.2	—	3.1	—	Side Slot. Similar to **H240C, H480, H767, H3545**
34	**H242D**	Brass	0.71	ET	20.6	11.1	—	—	5.2	—	3.1	—	Side Slot. Similar to **H240C, H480, H767, H3545**
36	**H242E**	Brass	0.71	ET	20.6	11.1	—	—	5.2	—	5.3	—	Pre-tubed. Side Slot
29	**H409**	Brass	0.80	Natural	24.0	8.8	—	—	4.5	4.7	3.1	—	
26	**H410**	Brass	0.90	Natural	27.0	9.4	—	—	5.0	4.3	5.3	—	Similar to **H234, H488**
26	**H410A**	Brass	0.90	Natural	27.0	9.4	—	—	4.4	4.3	5.3	—	Similar to **H234, H488**
26	**H412A**	Brass	1.00	Natural	27.0	9.4	—	—	5.2	5.3	8.4	—	Similar to **H234, H488**
28	**H418**	Brass	1.00	Natural	23.8	7.9	—	—	4.3	2 x 4	2 x 2.1	—	
28	**H419**	Brass	1.00	Natural	25.4	9.5	—	—	5.0	2 x 4	2 x 3.1	—	
30	**H431**	Brass	0.70	ET	24.6	9.1	—	—	4.3	4.4	5.3	—	
30	**H432**	Brass	1.00	ET	24.6	9.1	—	—	4.3	4.9	8.4	—	With Dimple
35	**H480**	Copper	1.00	ET	22.2	13.5	—	—	5.9	—	2.1	—	Similar to **H240C & D, H242.** Hook Slot
27	**H486**	Brass	0.80	Natural	27.0	8.3	—	—	5.2	4.4	5.3	—	
26	**H488**	Brass	0.80	Natural	19.1	9.4	—	—	4.4	3.0	1.3	—	Similar to **H234, H410, H412**
31	**H489**	Brass	0.80	Natural	24.5	11.1	—	—	4.8	4.5	5.3	—	Hook Slot with Rib
31	**H490**	Brass	1.20	Natural	27.7	14.3	—	—	6.4	6.5	5.3	—	Hook Slot with Rib
34	**H767**	Brass	0.35	ET	20.7	11.1	—	—	4.4	—	1.5	—	Similar to **H240C & D, H242C & D, H480, H3545**
32	**H2720**	Brass	0.50	Natural	17.4	7.7	—	—	4.4	2.9	0.8	55/Q	Side Slot
33	**H2763**	Brass	0.50	Natural	17.4	7.5	—	—	4.2	3.2	0.5-1.0	55/R	Hook Slot
33	**H2763B**	Nickel Silver	0.50	Natural	17.4	7.5	—	—	4.2	3.2	0.5-1.0	55/R	Hook Slot
37	**H3544**	Brass	0.71	ET	20.6	11.0	—	—	6.6	—	3.1	—	Pre-tubed. Similar to **H240B, H242B**
34	**H3545**	Brass	0.55	ET	20.6	11.0	—	—	6.6	—	3.1	—	Hook Slot. Similar to **H240C & D, H242C & D, H480, H767**

SLOTTED TERMINALS

25

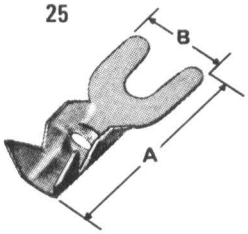

H235

26

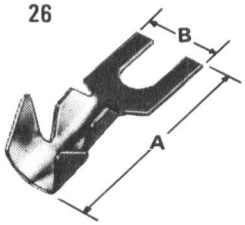

H234, H410, H410A, H412A, H488

27

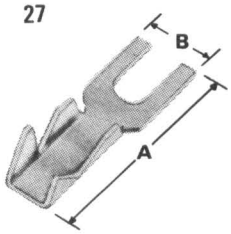

H486

28

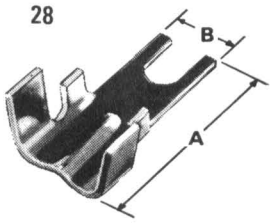

H418, H419

29

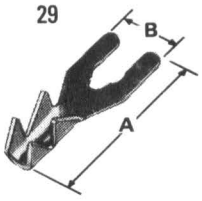

H409

30

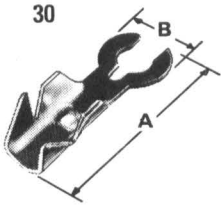

H431, H432

31

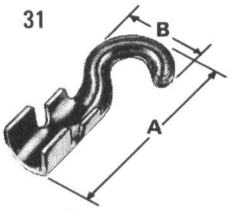

H489, H490

32

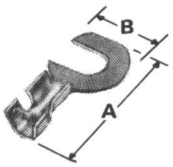

H2720

33

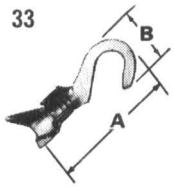

H2763 & B

34

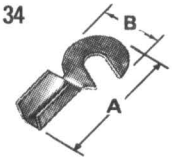

H240C, H240D, H242C, H242D, H767, H3545

35

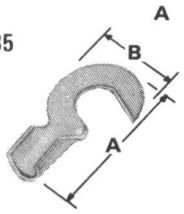

H480

36

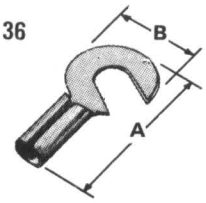

H240E, H242E

37

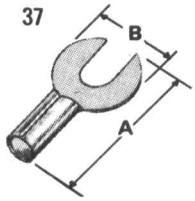

H240B, H242B
H3544

38

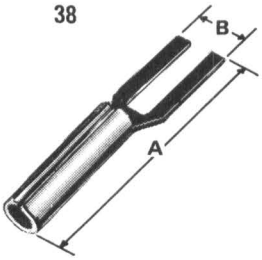

H199

Section 12.

FLAG TERMINALS

Illus. No.	Cat. No.	Material	Thickness (mm)	Finish	Length A (mm)	Width B (mm)	Height C (mm)	O.D. (mm)	Hole Slot or Screw Size (mm)	Max. Insulation Dia. (mm)	Wire Size (mm²)	Avail. in Reels	Notes
33	H123A	Brass	0.55	ET	14.7	9.5	—	—	4.2	—	5.2	—	
33	H124	Brass	0.55	ET	14.7	9.5	—	—	5.0	—	5.2	—	
33	H125	Brass	0.55	ET	14.7	9.5	—	—	5.8	—	5.2	—	
33	H125A	Brass	0.55	ET	14.7	9.5	—	—	6.1	—	5.2	—	
33	H125B	Brass	0.55	ET	14.7	9.5	—	—	5.9	—	5.2	—	
11	H126	Brass	0.55	ET	24.5	12.7	—	3.1	5.2	—	—	—	Tubed Dia. 3.2 mm
13	H127	Brass	0.55	ET	26.9	12.7	—	4.7	6.7	—	—	—	Tubed Dia. 4.8 mm
17	H129	Copper	0.55	ET	29.3	14.3	—	7.9	9.9	—	—	—	Dia. 6.4 mm
31	H130	Brass	0.45	ET	11.0	7.1	—	—	5.0	—	2.1	—	
5	H219	Brass	0.45	Natural	9.0	7.1	—	—	3.3	—	0.5-0.8	56/A	
5	H219B	Nickel Silver	0.45	Natural	9.0	7.1	—	—	3.3	—	0.5-0.8	56/A	
24	H350	Copper	0.50	ET	15.5	7.9	—	—	4.8	—	3.1	—	
24	H351	Copper	0.50	ET	14.3	7.9	—	—	4.8	—	1.5	—	
9	H363	Soft Brass	1.21	ET	28.5	15.7	—	7.1	8.3	—	—	—	Tubed Dia. 7.1 mm. Closed Barrel
9	H363A	Soft Brass	1.21	ET	28.5	15.7	—	7.1	7.1	—	—	—	Tubed Dia. 7.1 mm. Closed Barrel
9	H363B	Soft Brass	1.21	ET	28.5	15.7	—	7.1	8.7	—	—	—	Tubed Dia. 7.1 mm. Closed Barrel
9	H363D	Soft Brass	1.21	ET	28.5	15.7	—	7.1	9.5	—	—	—	Tubed Dia. 7.1 mm. Closed Barrel
19	H363E	Soft Brass	1.21	ET	28.5	15.7	—	Open 7.1	7.5	—	—	—	Tubed Dia. 7.1 mm. Open Barrel
19	H363F	Soft Brass	1.21	ET	28.5	15.7	—	Open 7.1	8.7	—	—	—	Tubed Dia. 7.1 mm. Open Barrel
19	H363G	Soft Brass	1.21	ET	28.5	15.7	—	Open 7.1	6.6	—	—	—	Tubed Dia. 7.1 mm. Open Barrel
21	H364	Brass	5.55	ET	7.1	5.1	—	—	3.6	—	1.0	—	Dia. 3.6 mm. Open
16	H366	Steel	0.71	ET	7.5	9.5	—	—	4.8	—	—	—	
32	H367	Brass	0.45	ET	15.2	6.4	—	—	4.4	2.9	2.5	—	
37	H368	Brass	0.55	ET	15.0	10.3	—	—	5.2	—	3.8	—	
38	H399	Brass	0.81	ET	22.0	14.3	—	—	7.0	2.4	1.5	—	
23	H446	Copper	0.81	ET	14.9	7.9	—	—	5.0	—	2.6	—	
25	H447	Copper	0.73	ET	16.0	10.0	—	—	5.2	—	6.5	—	
30	H449	Copper	0.50	ET	12.4	6.4	—	—	4.3	—	1.5	—	
22	H450	Copper	0.78	ET	13.1	8.5	—	—	3BA	—	6.5	—	
22	H450A	Steel	0.55	ET	13.1	8.5	—	—	3BA	—	6.5	—	
36	H452	Brass	0.78	ET	18.9	11.0	—	—	5.5	—	10.8	—	
34	H453	Brass	0.45	ET	13.9	9.5	—	—	4.2	—	4.2	—	
26	H454	Copper	0.80	ET	26.2	12.7	—	—	Oval 4.5x6.7	—	5.2	—	
6	H627	Copper	0.71	Natural	19.0	4.5	—	—	6.7	—	3.5	—	
35	H631	Brass	0.45	ET	13.6	9.5	—	—	4.8	—	4.2	—	
27	H635	Copper	0.91	ET	20.5	16.7	—	—	2 x 5.2	—	5.2	—	
28	H639	Copper	0.55	ET	25.8	16.0	—	3.7	6.4	—	10.8	—	
7	H642	Copper	0.71	ET	20.7	12.7	—	3.6	6.7	—	—	—	Tubed Dia. 3.2 mm
8	H643	Copper	0.55	ET	27.1	12.7	—	3.2	8.2	—	—	—	Tubed Dia. 3.2 mm
12	H644	Copper	0.71	ET	33.0	14.3	—	3.1	9.9	—	—	—	Tubed Dia. 3.2 mm
20	H645	Brass	1.60	ET	33.3	19.0	—	—	9.5	—	8.0	—	Tubed Dia. 8.0 mm. Open
10	H646	Copper	1.21	ET	22.3	12.7	—	3.2	3.2	—	—	—	Tubed Dia. 3.2 mm
14	H647	Copper	1.21	ET	44.0	22.2	—	6.4	9.9	—	—	—	Tubed Dia. 6.3 mm
15	H648	Copper	0.81	ET	50.4	25.4	—	11.1	14.3	—	—	—	Tubed Dia. 14.3 mm
29	H649	Brass	0.55	ET	21.8	11.1	—	—	4.8	—	8.4	—	
18	H892	Steel	0.71	ET	32.0	31.7	—	2.0	17.4	—	2.0	—	Tubed Dia. 2.0 mm. Open
2	H1570	Brass	0.45	Natural	14.0	9.0	—	—	5.0	3.2	1.0	56/B	
2	H1570B	Brass	0.45	NL	14.0	9.0	—	—	5.0	3.2	1.0	56/B	
2	H1570D	Brass	0.45	Natural	14.0	9.0	—	—	6.0	3.2	1.0	56/B	
1	H2706	Brass	0.45	Natural	16.0	9.0	—	—	2.6	3.3	1.0	56/F	
3	H3501	Brass	0.50	Natural	14.2	7.5	—	—	3.3	3.1	0.7-1.2	56/H	Left-hand Crimp. Similar to **H3508**
4	H3502	Brass	0.50	Natural	14.2	7.5	—	—	3.3	3.1	0.7-1.2	56/H	Right-hand Crimp. Similar to **H3509**
3	H3508	Brass	0.50	Natural	14.2	7.5	—	—	4.4	3.1	0.7-1.2	56/H	Left-hand Crimp. Similar to **H3501**
4	H3509	Brass	0.50	Natural	14.2	7.5	—	—	4.4	3.1	0.7-1.2	56/H	Right-hand Crimp. Similar to **H3502**

FLAG TERMINALS

1 H2706

2 H1570, H1570B, H1570D

3 H3501, H3508

4 H3502, H3509

5 H219, H219B

6 H627

7 H642

8 H643

9 H363, H363A, H363B, H363D

10 H646

11 H126

12 H644

13 H127

14 H647

15 H648

16 H366

17 H129

18 H892

19 H363E, H363F, H363G

20 H645

21 H364

22 H450, H450A

23 H446

24 H350, H351

25 H447

26 H454

27 H635

28 H639

29 H649

30 H449

31 H130

32 H367

33 H123A, H124, H125, H125A, H125B

34 H453

35 H631

36 H452

37 H368

38 H399

Section 12. (Cont.)

FLAG TERMINALS

Illus No.	Cat. No.	Material	Thickness (mm)	Finish	Length A (mm)	Width B (mm)	Height C (mm)	O.D. (mm)	Hole Slot or Screw Size (mm)	Max. Insulation Dia. (mm)	Wire Size (mm²)	Avail. in Reels	Notes
49	H122	Brass	0.45	ET	14.2	9.5	—	—	5.0	4.0	5.2	—	
55	H298	Copper	0.91	ET	21.0	11.5	—	—	4.8	—	6.5	—	
56	H299	Copper	0.71	ET	18.6	9.6	—	—	4.8	—	10.8	—	
59	H300	Copper	0.70	ET	33.3	15.9	—	—	Slot 8.3	—	6.5	—	
41	H339	Brass	0.55	ET	14.3	7.9	—	—	4.9	2.3	1.3	—	
41	H339A	Brass	0.55	ET	14.3	7.9	—	—	3.3	2.3	1.3	—	
79	H357	Copper	1.21	ET	33.3	16.5	—	—	Slot 6.4	—	13.3	—	
72	H393	Brass	0.80	Natural	21.6	11.8	—	—	Slot 11.4	3.5	4.2	—	
75	H395	Brass	0.80	Natural	17.9	9.5	—	—	Slot 5.2	3.9	4.2	—	
76	H396	Brass	1.00	Natural	19.7	9.5	—	—	Slot 5.2	5.5	8.4	—	
40	H397	Brass	0.50	ET	15.0	7.9	—	—	4.8	3.9	2.1	—	
39	H398	Brass	0.35	ET	8.3	4.8	—	—	2.4	2.4	0.8	—	
48	H436	Brass	0.81	ET	16.3	9.5	—	—	5.1	2.9	3.1	—	
73	H440	Brass	0.55	Natural	16.6	7.9	—	—	Slot 4.3	2.9	3.1	—	
45	H443	Brass	0.55	ET	14.2	7.9	—	—	4.4	2.7	2.1	—	
64	H445	Copper	0.45	ET	14.0	9.5	—	—	Slot 3.5	—	5.2	—	
57	H455	Copper	0.80	ET	26.9	15.3	—	—	2 x 3.1	—	.3	—	
71	H618	Brass	0.81	Natural	17.0	9.5	—	—	Slot 5.2	3.9	3.1	—	
46	H619	Steel	0.50	ET	12.6	8.0	—	—	4.3	2.2	1.3	—	
46	H619A	Steel	0.50	ET	12.6	8.0	—	—	3.5	2.2	1.3	—	
46	H619B	Brass	0.45	Natural	12.6	8.0	—	—	4.3	2.2	1.3	—	
66	H620	Steel	0.55	ET	9.5	8.0	—	—	Slot 4.0	1.9	1.5	—	
67	H621	Brass	0.81	Natural	16.7	8.0	—	—	Slot 4.8	3.2	1.3-2.1	—	
43	H633	Brass	0.81	Natural	18.7	9.5	—	—	4.8	2.8	2.1	—	Right hand Crimp
50	H633A	Brass	0.81	Natural	18.7	9.5	—	—	4.8	2.8	2.1	—	Left hand Crimp
70	H634	Brass	0.81	Natural	17.8	9.5	—	—	Slot 5.2	3.5	2.1	—	Right hand Crimp
77	H634A	Brass	0.81	Natural	17.8	9.5	—	—	Slot 5.2	3.5	2.1	—	Left hand Crimp
58	H636	Copper	0.91	ET	35.0	16.0	—	—	2 (9.1 x 4.0)	—	10.8	—	
65	H761	Copper	0.45	ET	13.5	9.5	—	—	Slot 5.2	—	5.2	—	
51	H775	Copper	0.71	ET	24.1	11.1	—	—	4.7	Double 3.1	Double 2.5	—	
60	H777	Copper	0.91	ET	49.3	10.3	—	—	Slot 7.5x4.8	3.5	5.2	—	
78	H1525	Brass	1.01	Natural	19.7	9.5	—	—	Slot 5.2	5.5	3.1-5.2	—	
78	H1546	Brass	1.01	ET	19.6	9.5	—	—	Slot 5.2	5.5	3.1-5.2	—	
63	H1570C	Brass	0.45	Natural	14.0	9.0	—	—	Slot 4.2	3.2	1.0	58/C	
69	H1573	Brass	0.81	ET	17.5	9.4	—	—	Slot 5.1	2.9	0.4-1.0	56/D	
53	H2251	Steel	0.45	ET	16.6	6.4	—	—	4.8	—	—	—	
52	H2252	Steel	0.45	ET	14.0	9.5	—	—	4.0	—	—	—	
44	H2253	Steel	0.45	ET	9.6	6.4	—	—	4.1	—	—	—	
54	H2254	Steel	0.45	ET	13.5	10.8	—	—	5.6	—	—	—	
42	H2704	Brass	0.45	Natural	13.5	8.0	—	—	4.1	2.9	4.2	56/E	
68	H2704C	Brass	0.55	Natural	13.5	8.0	—	—	Slot 4.4	2.9	4.2	56/E	
47	H2717	Steel	0.54	ET	13.9	8.0	—	—	3.3	2.4	1.3	56/G	
74	H2732	Brass	0.55	Natural	16.4	8.0	—	—	Slot 4.4	3.3	2.5	—	
61	H3503	Brass	0.50	Natural	14.2	7.5	—	—	Slot 4.3	2.0	2.7-1.2	56/J	Left-hand Crimp
62	H3504	Brass	0.50	Natural	14.2	7.5	—	—	Slot 4.3	2.0	0.7-1.2	56/J	Right-hand Crimp

FLAG TERMINALS (CONT.)

39 H398

40 H397

41 H339, H339A

42 H2704

43 H633

44 H2253

45 H443

46 H619, H619A, H619B

47 H2717

48 H436

49 H122

50 H633A

51 H775

52 H2252

53 H2251

54 H2254

55 H298

56 H299

57 H455

58 H636

59 H300

60 H777

61 H3503

62 H3504

63 H1570C

64 H445

65 H761

66 H620

67 H621

68 H2704C

69 H1573

70 H634

71 H618

72 H393

73 H440

74 H2732

75 H395

76 H396

77 H634A

78 H1525, H1546

79 H357

Section 13.

SOLDERLESS LUGS

Illus. No.	Cat. No.	Material	Thickness (mm)	Finish	Length A (mm)	Width B (mm)	Height C (mm)	O.D. (mm)	Hole Slot or Screw Size (mm)	Max. Insulation Dia. (mm)	Wire Size (mm²)	Avail. in Reels	Notes
7	H131	Brass	0.35	Natural	—	—	—	13.5	4.8	—	—	—	
7	H131 & W	Brass	0.70	Natural	—	—	—	11.9	6.8	—	—	—	
9	H132	Brass	0.35	Natural	—	—	—	17.5	6.4	—	—	—	
9	H132 & W	Brass	0.70	Natural	—	—	—	13.9	7.5	—	—	—	
11	H133	Brass	0.38	Natural	—	—	—	21.4	7.9	—	—	—	
11	H133 & W	Brass	0.70	Natural	—	—	—	19.0	9.5	—	—	—	
12	H134	Brass	0.35	Natural	—	—	—	21.8	9.5	—	—	—	
12	H134 & W	Brass	0.70	Natural	—	—	—	19.0	9.5	—	—	—	
24	H135	Brass	0.40	Natural	—	—	—	7.9	4.2	—	—	—	
24	H135 & W	Brass	0.70	Natural	—	—	—	6.8	3.8	—	—	—	
26	H136	Brass	0.40	Natural	—	—	—	9.1	4.2	—	—	—	
26	H 136 & W	Brass	0.35	Natural	—	—	—	7.1	4.0	—	—	—	
8	H138	Brass	0.35	Natural	—	—	—	12.7	4BA	—	—	—	
8	H138A	Brass	0.35	Natural	—	—	—	12.3	2BA	—	—	—	
8	H138 & W	Brass	0.45	Natural	—	—	—	9.5	5.6	—	—	—	
1	H150W	Brass	0.45	Natural	—	—	—	9.5	5.6	—	—	—	
15	H194	Brass	0.45	Natural	28.6	—	—	18.3	4.8	—	—	—	
15	H194 & W	Brass	0.70	Natural	28.6	—	—	13.9	7.5	—	—	—	
16	H195	Brass	0.45	Natural	28.6	—	—	18.3	6.4	—	—	—	
16	H195 & W	Brass	0.70	Natural	28.6	—	—	13.9	7.5	—	—	—	
14	H196	Brass	0.55	Natural	—	—	—	31.8	12.7	—	—	—	
14	H196 & W	Brass	0.55	Natural	—	—	—	28.2	13.1	—	—	—	
27	H197	Brass	0.45	Natural	—	—	—	9.9	5.0	—	—	—	
27	H197 & W	Brass	0.50	Natural	—	—	—	8.7	5.3	—	—	—	
25	H198	Brass	0.45	Natural	—	—	—	11.1	5.0	—	—	—	
25	H198 & W	Brass	0.50	Natural	—	—	—	9.5	5.6	—	—	—	
31	H318	Brass	0.55	Natural	—	—	—	7.1	3.7	—	—	—	
32	H380	Brass	0.45	ET	—	—	—	—	3.2	—	1.0-2.1	—	
32	H381	Brass	0.45	ET	—	—	—	—	4.0	—	2.1-3.1	—	
32	H382	Brass	0.45	ET	—	—	—	—	4.8	—	2.1-3.1	—	
32	H383	Brass	0.45	ET	—	—	—	—	6.3	—	2.1-5.2	—	
29	H388	Brass	0.45	Natural	—	—	—	12.7	3.9	—	—	—	
29	H388 & W	Brass	0.55	Natural	—	—	—	11.5	4.4	—	—	—	
30	H389	Brass	0.45	Natural	—	—	—	12.7	4.8	—	—	—	
30	H389 & W	Brass	0.55	Natural	—	—	—	11.5	5.2	—	—	—	
28	H390	Brass	0.45	Natural	—	—	—	12.7	5.0	—	—	—	
28	H390M	Monel	0.45	Natural	—	—	—	12.7	5.0	—	—	—	
28	H390 & W	Brass	0.55	Natural	—	—	—	11.5	4.8	—	—	—	Hi-Temp Application
28	H390M & W	Monel	0.45	Natural	—	—	—	11.5	4.8	—	—	—	
5	H400	Brass	0.35	Natural	—	—	—	17.5	4.8	—	—	—	Hi-Temp Application
5	H400 & W	Brass	0.35	Natural	—	—	—	13.9	7.5	—	—	—	
6	H401	Brass	0.35	Natural	—	—	—	17.5	6.4	—	—	—	
6	H401 & W	Brass	0.35	Natural	—	—	—	13.9	7.5	—	—	—	
2	H402	Brass	0.30	Natural	—	—	—	6.7	2.3	—	—	—	
2	H402 & W	Brass	0.45	Natural	—	—	—	5.1	3.2	—	—	—	
4	H403	Brass	0.35	Natural	—	—	—	14.3	5.1	—	—	—	
4	H403 & W	Brass	0.71	Natural	—	—	—	11.9	6.7	—	—	—	
10	H404	Brass	0.35	Natural	—	—	—	14.3	6.6	—	—	—	
10	H404 & W	Brass	0.71	Natural	—	—	—	11.9	7.6	—	—	—	
13	H405	Brass	0.55	Natural	—	—	—	31.8	15.8	—	—	—	
13	H405 & W	Brass	0.70	Natural	—	—	—	28.5	17.5	—	—	—	
22	H606	Brass	0.70	Natural	43.2	11.1	—	—	4BA	—	—	—	
3	H608	Brass	0.30	Natural	—	—	—	—	3.7	—	—	—	Hook Slot
3	H608 & W	Brass	0.45	Natural	—	—	—	7.5	3.5	—	—	—	
21	H630	Brass	0.55	Natural	29.3	14.3	—	—	6.7	—	6.5	—	
21	H630A	Brass	0.55	Natural	29.3	14.3	—	—	5.2	—	6.5	—	
22	H751	Brass	0.70	Natural	43.2	14.1	—	—	2BA	—	—	—	
22	H752	Brass	0.70	Natural	48.8	14.0	—	—	2BA	—	—	—	Hook Slot
21	H773	Brass	0.71	Natural	27.7	14.3	—	—	6.7	—	1.3	—	Hook Slot
23	H774	Brass	0.45	Natural	—	—	—	12.7	6.6	—	—	—	
23	H774 & W	Brass	0.55	Natural	—	—	—	11.5	7.1	—	—	—	
19	H780	Brass	0.55	Natural	32.7	—	—	15.0	6.0	—	—	—	
19	H780 & W	Brass	0.55	Natural	—	—	—	13.9	7.5	—	—	—	
17	H781	Brass	0.55	Natural	29.3	—	—	7.9	2.7	—	—	—	
17	H781 & W	Brass	0.55	Natural	—	—	—	6.4	3.6	—	—	—	
20	H782	Brass	0.55	Natural	32.3	—	—	14.3	4.7	—	—	—	
20	H782 & W	Brass	0.70	Natural	—	—	—	11.9	6.8	—	—	—	
18	H783	Brass	0.70	Natural	32.3	—	—	11.1	3.5	—	—	—	
20	H783 & W	Brass	0.45	Natural	—	—	—	7.5	3.7	—	—	—	

SOLDERLESS LUGS, EYELET TERMINALS

1

H150W
(Washer only)

2

H402
H402 & W

3

H608
H608 & W

4

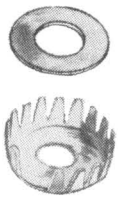

H403
H403 & W

5

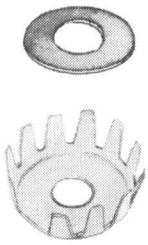

H400
H400 & W

6

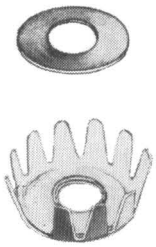

H401
H401 & W

7

H131
H131 & W

8

H138
H138A
H138 & W

9

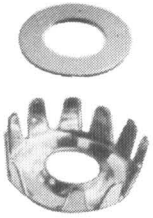

H132
H132 & W

10

H404
H404 & W

11

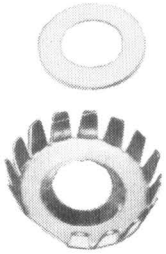

H133
H133 & W

12

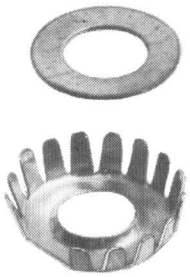

H134
H134 & W

13



H405
H405 & W

14

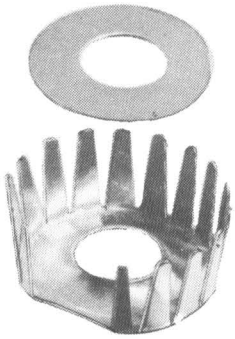

H196
H196 & W

15

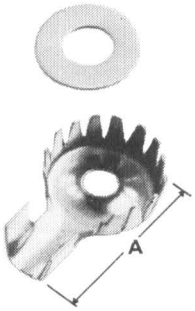

H194
H194 & W

16

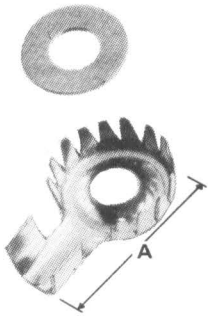

H195
H195 & W

17

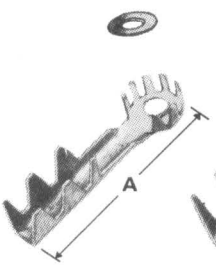

H781
H781 & W

18

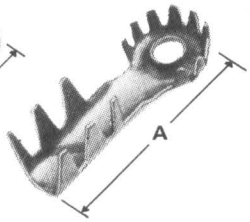

H783
H783 & W

19

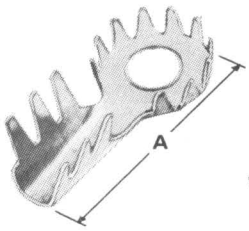

H780
H780 & W

20

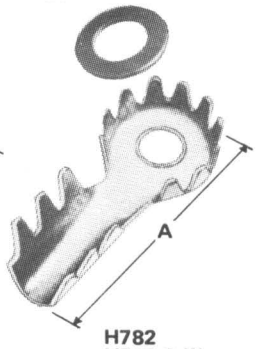

H782
H782 & W

21

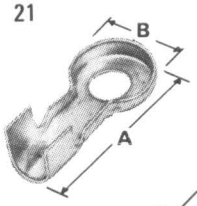

H630, H630A,
H773

22

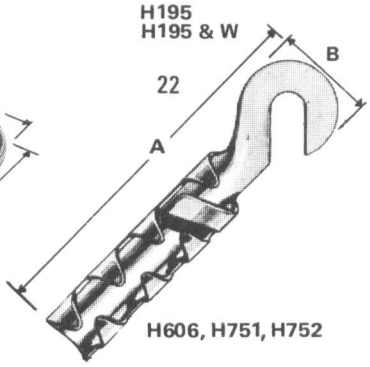

H606, H751, H752

23



H774
H774 & W

24

H135
H135 & W

25

H198
H198 & W

26

H136
H136 & W

27



H197
H197 & W

28



H390, H390 & W
H390M, H390M & W

29



H388
H388 & W

30



H389
H389 & W

31

H318

32

H380, H381
H382, H383

Section 13. (Cont.)

SOLDERLESS LUGS

Illus. No.	Cat. No.	Material	Thickness (mm)	Finish	Length A (mm)	Width B (mm)	Height C (mm)	O.D. (mm)	Hole Slot or Screw Size (mm)	Max. Insulation Dia. (mm)	Wire Size (mm²)	Avail. in Reels	Notes
41	H296	Copper	0.90	Natural	—	—	—	19.0	13.0	—	—	—	
34	H314	Brass	0.71	Natural	—	—	—	7.1	3.9	—	—	—	
33	H316	Steel	0.71	ET	—	—	—	6.4	3.3	—	—	—	
33	H316A	Steel	0.71	U/P Oiled	—	—	—	6.4	3.3	—	—	—	
33	H316B	Brass	0.71	Natural	—	—	—	6.4	3.3	—	—	—	
47	H319	Brass	0.45	Natural	7.7	5.5	2.4	—	6BA	—	—	—	
58	H320	Soft Brass	0.71	Natural	10.1	4.9	1.7	—	3.2	—	—	—	
49	H371	Brass	0.80	Natural	9.9	8.3	4.4	—	3.2	—	—	—	
50	H373	Steel	0.45	ET	10.8	9.5	3.5	—	5.5	—	—	—	
50	H373A	Brass	0.70	Natural	10.8	9.5	3.5	—	4.2	—	—	—	
55	H379	Steel	0.90	ET	15.0	9.5	4.4	—	4.8	—	—	—	
53	H386	Brass	0.90	Natural	10.3	8.7	1.6	—	5.5	—	—	—	
38	H406	Brass	0.80	Natural	—	—	—	8.0	1.7	—	—	—	
39	H407	Brass	0.80	Natural	—	—	—	13.0	1.7	—	—	—	
35	H477	Soft Brass	1.20	Natural	—	—	—	6.3	1.5	—	—	—	
44	H481	Brass	0.45	Natural	9.2	6.3	6.3	—	0.7	—	—	—	
37	H482	Soft Brass	0.80	Natural	—	—	—	7.1	1.6	—	—	—	
36	H485	Brass	1.20	Natural	—	—	—	5.9	1.5	—	—	—	
40	H491	Brass	0.80	Natural	—	—	—	10.0	1.5	—	—	—	
42	H605	Brass	1.60	Natural	—	—	—	17.5	6.4	—	—	—	
54	H637	Brass	0.70	Natural	13.5	9.5	5.6	—	4.8	—	—	—	
43	H740	Brass	0.70	Natural	—	—	—	7.5	3.9	—	—	—	
43	H741	Brass	0.70	Natural	—	—	—	7.1	3BA	—	—	—	
43	H742	Brass	0.70	Natural	—	—	—	8.7	3BA	—	—	—	
43	H742A	Brass	0.70	Natural	—	—	—	8.7	4.7	—	—	—	
43	H742B	Copper	0.70	Natural	—	—	—	8.7	2BA	—	—	—	
48	H743	Steel	0.91	ET	10.3	7.9	4.7	—	4.2	—	—	—	
48	H743A	Brass	0.91	Natural	10.3	7.9	4.7	—	4.2	—	—	—	
48	H743C	Steel	0.91	ZN	10.3	7.9	4.7	—	4.2	—	—	—	
51	H744	Brass	0.71	Natural	9.5	7.9	3.7	—	4.4	—	—	—	
51	H744A	S. Steel	0.71	Natural	9.5	7.9	3.7	—	4.4	—	—	—	
51	H744C	S. Steel	0.71	Natural	9.5	7.9	3.7	—	5.4	—	—	—	
51	H744D	Steel	0.71	CD	9.5	7.9	3.7	—	4.4	—	—	—	
51	H744E	Steel	0.71	NL	9.5	7.9	3.7	—	4.4	—	—	—	
51	H744F	Brass	0.71	Natural	9.5	7.9	3.7	—	5.4	—	—	—	
51	H744FB	Nickel Silver	0.71	Natural	9.5	7.9	3.7	—	5.2	—	—	—	
56	H1530	Brass	0.55	Natural	7.8	7.9	3.2	—	4.8	—	—	—	
57	H1531	Ph. Bronze	0.90	Natural	8.6	7.1	—	—	4.1	—	—	—	
46	H1550	Brass	0.90	Natural	8.3	6.4	1.8	—	3.9	—	—	—	
46	H1550D	Steel	0.90	NL	8.3	6.4	1.8	—	3.9	—	—	—	
52	H1571	S. Steel	0.91	Natural	10.5	7.1	3.2	—	4.2	—	—	—	
62	H1862	Steel	0.63	ZN	9.5	8.7	4.7	—	4.4	—	—	—	
59	H1871	Brass	0.81	Natural	5.5	5.5	—	—	Star 4.5	—	—	—	
45	H2249	Ph. Bronze	0.55	Natural	9.0	3.2	3.2	—	1.2	—	—	—	
63	H2680	Brass	0.30	Natural	—	—	—	8.9	3.2	—	—	56/K	Star Washer
63	H2681	Brass	0.30	Natural	—	—	—	8.9	3.9	—	—	56/K	Star Washer
63	H2682	Brass	0.30	Natural	—	—	—	8.9	4.8	—	—	56/K	Star Washer
63	H2686	Brass	0.30	Natural	—	—	—	8.9	3BA	—	—	56/K	Star Washer
61	H2729	Steel	0.50	ZN	8.4	7.1	5.9	—	3.8	—	—	—	
60	H2730	Steel	1.20	ZN	12.2	8.7	7.1	—	4.4	—	—	—	Oval Hole optional

SOLDERLESS LUGS (CONT.)

33

H316, H316A, H316B

34

H314

35

H477

36

H485

37

H482

38

H406

39

H407

40

H491

41

H296

42

H605

43

H740, H741, H742, H742A, H742B

44
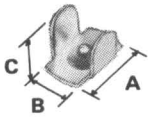

H481

45
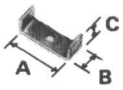

H2249

46
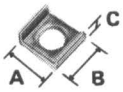

H1550, H1550D

47
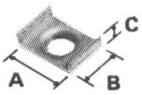

H319

48
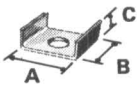

H743, H743A, H743C

49
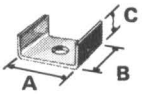

H371

50
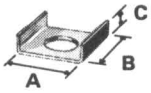

H373, H373A

51


H744, H744A, H744C, H744D, H744E, H744F, H744FB

52
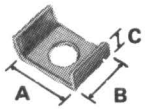

H1571

53
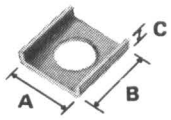

H386

54
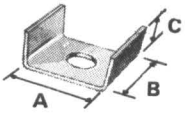

H637

55
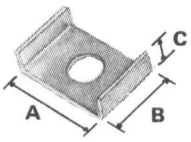

H379

56
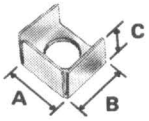

H1530

57
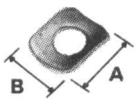

H1531

58
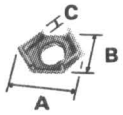

H320

59


H1871

60
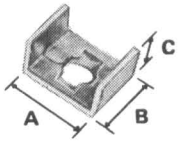

H2730

61
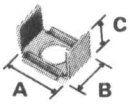

H2729

62
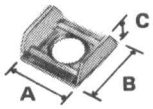

H1862

63


H2680, H2681 H2682, H2686

Section 14.

RADIO SOLDER LUGS

Illus. No.	Cat. No.	Material	Thickness (mm)	Finish	Length A (mm)	Width B (mm)	Height C (mm)	O.D. (mm)	Hole Slot or Screw Size (mm)	Max. Insulation Dia. (mm)	Wire Size (mm²)	Avail. in Reels	Notes
1	H248	Brass	0.45	ET	—	—	—	—	2 x 2.3	—	—	—	
2	H252	Brass	0.35	ET	—	—	—	—	3.4	—	—	—	
3	H252A	Brass	0.35	ET	—	—	—	—	Slot 4.2	—	—	—	Hole 2.4 mm
3	H252AS	Steel	0.30	Tin Plated	—	—	—	—	Slot 4.2	—	—	—	Hole 2.4 mm
2	H252S	Steel	0.30	Tin Plated	—	—	—	—	3.2	—	—	—	
2	H252B	Brass	0.35	ET	—	—	—	—	4.2	—	—	—	
2	H252BS	Steel	0.30	Tin Plated	—	—	—	—	4.0	—	—	—	
4	H253	Brass	0.35	ET	—	—	—	—	5.0	—	—	—	
4	H253S	Steel	0.30	Tin Plated	—	—	—	—	5.0	—	—	—	
5	H254	Brass	0.35	ET	—	—	—	—	3.4	—	—	—	
5	H254A	Brass	0.55	ET	—	—	—	—	3.4	—	—	—	
5	H254AS	Steel	0.45	Tin Plated	—	—	—	—	3.2	—	—	—	
5	H254S	Steel	0.30	Tin Plated	—	—	—	—	3.2	—	—	—	
6	H255	Brass	0.35	ET	—	—	—	—	4.0	—	—	—	
6	H255A	Brass	0.55	ET	—	—	—	—	4.0	—	—	—	
6	H255AS	Steel	0.45	Tin Plated	—	—	—	—	4.0	—	—	—	
6	H255S	Steel	0.30	Tin Plated	—	—	—	—	4.0	—	—	—	
9	H256	Brass	0.38	ET	—	—	—	—	5.0	—	—	—	
9	H256A	Brass	0.55	ET	—	—	—	—	5.0	—	—	—	
9	H256AS	Steel	0.45	Tin Plated	—	—	—	—	5.0	—	—	—	
13	H257	Brass	0.35	ET	—	—	—	—	3.2	—	—	—	
13	H257S	Steel	0.30	Tin Plated	—	—	—	—	3.2	—	—	—	
16	H258	Brass	0.35	ET	—	—	—	—	1.2	—	—	—	
16	H258S	Steel	0.30	Tin Plated	—	—	—	—	1.2	—	—	—	
17	H259	Brass	0.35	ET	—	—	—	—	3.2	—	—	—	Fluted Solder Tag
17	H259S	Steel	0.45	Tin Plated	—	—	—	—	3.2	—	—	—	
7	H260	Brass	0.35	ET	—	—	—	—	4.8	—	—	—	
7	H260S	Steel	0.30	Tin Plated	—	—	—	—	4.8	—	—	—	
11	H261	Brass	0.35	ET	—	—	—	—	2.4	—	—	—	Hooked for Soldering
11	H261A	Brass	0.71	ET	—	—	—	—	2.4	—	—	—	
11	H261S	Steel	0.30	Tin Plated	—	—	—	—	2.4	—	—	—	
14	H266	Brass	0.38	ET	—	—	—	—	3.2	—	—	—	Double
12	H267	Brass	0.38	ET	—	—	—	—	4.8	—	—	—	Double
12	H267S	Steel	0.38	Tin Plated	—	—	—	—	4.8	—	—	—	Double
15	H268	Brass	0.35	ET	—	—	—	—	6.7	—	—	—	Double
15	H268A	Brass	0.35	ET	—	—	—	—	4.8	—	—	—	Double
15	H268AS	Steel	0.35	Tin Plated	—	—	—	—	4.8	—	—	—	Double
15	H268S	Steel	0.31	Tin Plated	—	—	—	—	6.7	—	—	—	Double
25	H275	Brass	0.30	Natural	—	—	—	—	3.1	—	—	—	Farnstock Clip
26	H283	Brass	0.55	Natural	—	—	—	—	4.7	—	—	—	Farnstock Clip Also ET
22	H284	Brass	0.38	Natural	—	—	—	—	—	—	—	—	
28	H294	Brass	0.45	Natural	—	—	—	—	1.9	—	—	—	Angled
31	H344	Soft Brass	0.35	Natural	—	—	—	—	1.0	—	—	—	Double
18	H369	Brass	0.45	Natural	—	—	—	—	1.0 x 3.1	—	—	—	
29	H408	Brass	0.45	Natural	—	—	—	—	0.7	—	—	—	
20	H461	Brass	0.50	Natural	—	—	—	—	2.5	—	—	—	90° Angle
21	H464	Brass	0.71	Natural	—	—	—	—	3.8	—	—	—	90° Angle
21	H464A	Steel	0.71	Tin Plated	—	—	—	—	3.1	—	—	—	90° Angle
21	H464B	Brass	0.71	Natural	—	—	—	—	3.2	—	—	—	90° Angle
27	H495	Brass	0.55	Natural	—	—	—	—	3.3	4.8	8.4	—	
27	H495A	Brass	0.55	Natural	—	—	—	—	3.3	4.4	5.3	—	
19	H611	Copper	0.70	Natural	—	—	—	—	2.7	—	—	—	90° Angle
23	H615	Brass	0.45	Natural	—	—	—	—	3.2	—	—	—	Also ET
10	H629	Steel	0.90	Tin Plated	—	—	—	—	6.4	—	—	—	Double
30	H747	Brass	0.40	Natural	—	—	—	—	1.5	—	—	—	
24	H1171	Brass	0.19	Natural	—	—	—	—	—	—	—	—	
32	H1172	Nickel Silver	0.45	Natural	—	—	—	—	—	—	—	—	2 Sprags
33	H1173	Brass	0.46	Natural	—	—	—	—	—	—	—	—	2 Sprags
8	H1554	Brass	0.55	Natural	—	—	—	—	4.	—	—	—	
8	H1559	Brass	0.35	Natural	—	—	—	—	3.7	—	—	—	

RADIO SOLDER LUGS

1

H248

2

H252, H252B, H252BS, H252S

3

H252A, H252AS

4

H253, H253S

5

H254, H254A, H254AS, H254S

6

H255, H255A, H255AS, H255S

7

H260, H260S

8

H1554, H1559

9

H256, H256A, H256AS

10

H629

11

H261, H261A, H261S

12
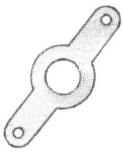
H267, H267S

13

H257, H257S

14

H266

15
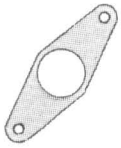
H268, H268A, H268AS, H268S

16

H258, H258S

17

H259, H259S

18

H369

19

H611

20

H461

21

H464, H464A, H464B

22

H284

23

H615

24

H1171

25

H275

26
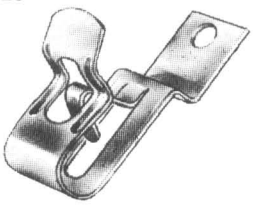
H283

27
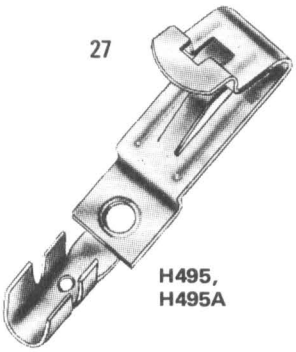
H495, H495A

28

H294

29

H408

30

H747

31
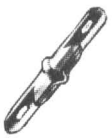
H344

32

H1172

33

H1173

Section 15.

AUTOMOTIVE DISTRIBUTOR AND SPARK PLUG TERMINALS

Illus. No.	Cat. No.	Material	Thickness (mm)	Finish	H.T. Cable (mm)	Avail. in Reels	Notes
1	**H101**	Brass	0.35	Natural	7	—	Distributor
2	**H102**	Steel	0.45	ET	9	—	Distributor
3	**H104**	Brass	0.45	Natural	7	56/L	Distributor with Piercing Sprag
3	**H104D**	Brass	0.45	Natural	7	56/L	Distributor **H104** without Piercing Sprag. For Suppressor Wire
3	**H104E**	Brass	0.45	Natural	7	56/L	Distributor **H104** with Blunt Sprag. For Suppressor Wire
4	**H105**	Brass	0.45	Natural	7	—	Distributor. Piercing Sprags. For Suppressor Wire
5	**H105E**	Brass	0.45	Natural	7	—	Distributor. For Suppressor Wire. **H105** with Long Tang
6	**H114**	Brass	0.45	Natural	9	—	Spark Plug 4.0 mm Hole
7	**H117**	Steel	0.80	ZN	7	56/M	Spark Plug
8	**H119**	Steel	0.45	ZN	7	—	spark Plug
9	**H120**	Steel	0.50	ZN	7	56/N	Spark Plug with Piercing Sprag
9	**H120B**	Brass	0.50	Natural	7	56/N	Spark Plug with Piercing Sprag
9	**H120D**	Steel	0.50	ZN	7	56/N	Spark Plug without Piercing Sprag. With Insulation Support Sprags. For Suppressor Wire. Cont. available ET only
10	**H121**	Steel	0.50	ZN	7	56/P	Spark Plug with Piercing Sprag
10	**H121B**	Brass	0.50	Natural	7	56/P	Spark Plug with Piercing Sprag
11	**H2696**	Ph. Bronze	0.45	Natural	7	—	Distributor with Piercing Sprag
12	**H2699**	Steel	0.45	ZN	7	—	Spark Plug with Piercing Sprag
13	**H2770**	Steel	0.55	ZN	7	56/Q	Spark Plug for Suppressor Wire less Sprag. Cont. available ET only
13	**H2771**	Steel	0.55	ZN	7	56/Q	Spark Plug with Insulation Support Dimples
14	**H3505**	Steel	0.80	ZN	7	56/R	Spark Plug with Piercing Sprag. Cont. available ET only
14	**H3506**	Brass	0.80	Natural	7	56/R	Spark Plug with Piercing Sprag
15	**H3955**	Steel	0.50	ZN	7	56/S	Distributor with Insulation Support Dimples. Cont. available ET only
16	**H3956**	Steel	0.50	ZN	7	56/S	Spark Plug with Insulation Support Dimples and Piercing Sprag. Cont. available ET only
15	**H3957**	Brass	0.55	Natural	7	56/S	Distributor with Insulation Support Dimples
16	**H3958**	Brass	0.50	Natural	7	56/S	Spark Plug with Piercing Sprag and Insulation Support Dimples
17	**H3959**	Steel	0.50	ZN	7	56/Q	Spark Plug with Insulation Support Dimples for 1.2 mm² Suppressor Wire.
18	**H3960**	Steel	0.50	ET	7	56/Q	Spark Plug with Insulation Support Dimples and Piercing Sprag for 1.2 mm² Suppressor Wire

Section 16.

BULLET TERMINALS

Illus. No.	Cat. No.	Material	Thickness (mm)	Finish	Length A (mm)	Width B (mm)	Insul. I.D. D (mm)	Bullet O.D. (mm)	Wire I.D. E (mm)	Max. Insulation Dia. (mm)	Wire Size (mm²)	Avail. in Reels	Notes
5	**H459**	Brass	—	ET	8.7	—	4.2	4.4	3.6	—	—	—	
8	**H852**	Brass	—	Natural	10.3	—	4.2	4.8	2.6	—	—	—	Suits Bullet Terminals **H844, H850, H861, H1016, H1018, H1024, H1026, H1027, H1028**. Similar to **H863**
9	**H855**	Brass	—	Natural	9.6	—	2.7	4.8	1.6	—	—	—	Suits Bullet Terminal **H850**
12	**H858**	Brass	—	ET	12.7	—	5.4	6.1	3.2	—	—	—	Suits Bullet Terminal **H856**
8	**H863**	Brass	—	Natural	10.3	—	3.2	4.8	2.0	—	—	—	Similar to **H852**
1	**H864**	Brass	—	Natural	11.1	—	4.2	4.0	2.2	—	—	—	
2	**H865**	Brass	—	Natural	13.5	—	4.1	4.0	2.1	—	—	—	
9	**H868**	Brass	—	Natural	9.6	—	3.1	4.8	2.0	—	—	—	Suits Bullet Terminal **H850**
9	**H869**	Brass	—	Natural	9.6	—	4.0	4.8	1.6	—	—	—	Suits Bullet Terminal **H850**
10	**H1280**	Brass	—	Natural	17.8	—	—	4.6	2.0	3.3	0.7-1.5	57/A	
10	**H1283**	Brass	—	Natural	17.8	—	—	4.7	2.0	3.3	0.7-1.5	57/A	
6	**H1552**	Brass	—	Natural	22.2	—	—	4.6	3.2	4.0	0.5-1.3	57/B	Similar to **H2707**
7	**H2707**	Brass	—	Natural	22.2	—	—	4.6	3.2	2.9	2 x 4.0	57/B	Similar to **H1552**
11	**H2721**	Brass	—	Natural	12.7	—	—	4.8	3.2	4.0	1.0	57/C	
3	**H2782**	Brass	—	Natural	17.0	—	—	4.0	—	3.3	1.0	57/D	
4	**H3904**	Brass	—	SV	13.5	—	3.5	4.0	1.6	—	—	—	Similar to **H3954**
13	**H3919**	Brass P.V.C.	—	ET Red	20.0	—	—	4.0	—	—	0.25-1.5	—	
13	**H3920**	Brass P.V.C.	—	ET Blue	22.7	—	—	5.0	—	—	0.6-3.0	—	
4	**H3953**	Brass	—	SV	13.5	—	2.5	4.0	2.5	—	—	—	
4	**H3954**	Brass	—	SV	13.5	—	2.0	4.0	1.9	—	—	—	Similar to **H3904**

AUTOMOTIVE DISTRIBUTOR and SPARK PLUG TERMINALS

1
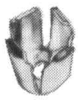
H101

2
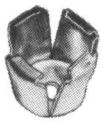
H102

3

H104,
H104D, H104E

4
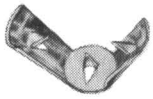
H105

5

H105E

6

H114

7
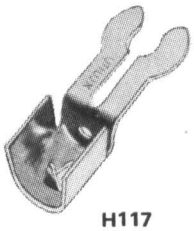
H117

8

H119

9

H120,
H120B, H120D

10

H121,
H121B

11

H2696

12

H2699

13

H2770, H2771

14

H3505, H3506

15

H3955, H3957

16

H3956, H3958

17

H3959

18

H3960

BULLET TERMINALS

1


H864

2
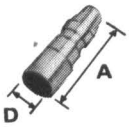

H865

3
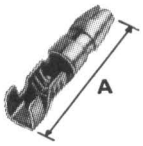

H2782

4
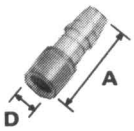

H3904, H3953,
H3954

5
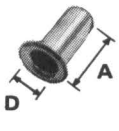

H459

6


H1552

7


H2707

8


H852, H863

9
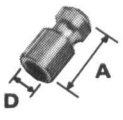

H855, H868,
H869

10
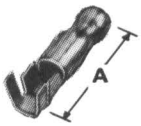

H1280, H1283

11
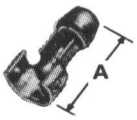

H2721

12
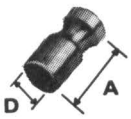

H858

13


H3919, H3920

Section 17.

BULLET RECEPTACLES

Illus. No.	Cat. No.	Material	Thickness (mm)	Finish	Length A (mm)	Width B (mm)	Height C (mm)	Accept. Bullet O.D. (mm)	Hole Slot or Screw Size (mm)	Max. Insulation Dia. (mm)	Wire Size (mm²)	Avail. in Reels	Notes
7	**H354**	Brass	0.38	Natural	18.1	—	—	4.0	—	3.5	0.7-1.5	57/E	Suits **H864, H865**
1	**H355**	Ph. Bronze	0.59	Natural	21.6	—	—	4.0	—	4.3	2.5	—	Suits **H864, H865**
2	**H494**	Ph. Bronze	0.45	ET	18.6	—	—	4.0	—	3.0	0.7-1.0	57/F	Oval Receptacle Suits **H864, H865**
5	**H829**	Ph. Bronze	0.45	SV	19.0	—	—	4.0	4.3	—	—	—	
5	**H830**	Ph. Bronze	0.45	SV	19.0	—	—	4.0	4.3	—	—	—	
6	**H847**	Ph. Bronze	0.70	Natural	18.7	9.6	—	4.0	3.2	—	—	—	Suits **H864, H865**
10	**H866**	Brass	0.50	Natural	17.4	—	—	4.0	—	4.0	3.1	—	
8	**H1285**	Ph. Bronze	0.38	Natural	23.4	—	—	4.4	—	3.8	0.7-2.1	57/G	Suits **H1280, H1552**
8	**H1285D**	Ph. Bronze	0.38	Natural	23.4	—	—	4.4	—	3.8	0.7-2.1	57/G	With Dimple. Suits **H1280, H1552**
8	**H1286**	Ph. Bronze	0.38	Natural	23.4	—	—	4.6	—	3.8	0.7-2.1	57/G	With Dimple. Suits **H1283**
8	**H1286A**	Ph. Bronze	0.38	Natural	23.4	—	—	4.6	—	3.8	0.7-2.1	57/G	With Tang. Suits **H1283**
8	**H1286B**	Ph. Bronze	0.38	Natural	23.4	—	—	4.6	—	3.8	0.7-2.1	57/G	Without Dimple. Suits **H1283**
4	**H1290**	Ph. Bronze	0.45	Natural	18.6	—	—	4.0	—	2 x 2.8	2 x 0.8	57/F	Oval Receptacle Suits **H864, H865**
4	**H1290D**	Ph. Bronze	0.45	Natural	18.6	—	—	4.0	—	2 x 2.8	2 x 0.8	57/F	Round Receptacle Suits **H864, H865, H2782**
9	**H2264**	Brass	0.50	Natural	19.8	—	—	4.0	—	3.3	1.0	57/H	
8	**H2740**	Ph. Bronze	0.38	Natural	20.3	—	—	4.6	—	3.7	0.5-2.1	57/J	With Dimple
8	**H2740B**	Ph. Bronze	0.38	Natural	20.3	—	—	4.6	—	3.7	0.5-2.1	57/J	Without Dimple
8	**H2740D**	Ph. Bronze	0.38	Natural	20.3	—	—	4.9	—	3.7	0.7-2.1	57/J	Open Receptacle
3	**H2743**	Brass	0.38	Natural	17.0	—	—	4.0	—	3.8	0.8-2.1	57/K	
11	**H3922**	Brass P.V.C.	—	Natural Red	26.2	—	—	4.0	—	—	0.25-1.5	—	Red Insulated
11	**H3923**	Brass P.V.C.	—	Natural Blue	26.2	—	—	5.0	—	—	0.6-3.0	—	Blue Insulated

Section 18.

PIN TERMINALS AND RECEPTACLES

Illus. No.	Cat. No.	Material	Thickness (mm)	Finish	Length A (mm)	Width B (mm)	Height C (mm)	Pin O.D. (mm)	O.D. Pin Recap. Suits (mm)	Max Ins. Dia (mm)	Wire Size (mm²)	Avail. in Reels	Notes
7	**H1279**	Brass	0.40	Natural	14.3	—	—	—	3.2	2.8	0.7-1.0	57/L	Similar to **H1557**
7	**H1279C**	Ph. Bronze	0.40	Natural	14.3	—	—	—	3.2	2.8	0.7-1.0	57/L	Similar to **H1557**
7	**H1557**	Brass	0.40	Natural	14.3	—	—	—	3.2	2 x 2.2	2 x 0.8	57/L	Similar to **H1279**
8	**H1861**	Ph. Bronze	0.30	Natural	15.9	—	—	—	2.3	1.7	0.5	57/M	Insulation Pierce
9	**H1867**	Brass	0.30	Natural	15.9	—	—	—	2.3	3.3	0.4-1.0	57/N	
9	**H1867D**	Brass	0.30	Natural	15.9	—	—	—	2.3	3.3	0.4-1.0	57/N	Dimple 1.6 x 1.3 mm Wide. Use **H2744** Terminal
4	**H1874**	Brass	0.30	Natural	14.3	—	—	—	2.7	—	0.4-1.0	57/P	
11	**H1878**	Brass	0.30	Natural	15.9	—	—	—	2.3	2.8	0.4-1.0	57/Q	Similar to **H2775, H2778**
11	**H1878D**	Brass	0.30	Natural	15.9	—	—	—	2.3	2.8	0.4-1.0	57/Q	Dimple. Similar to **H2775, H2778**
2	**H2263**	Brass	0.30	Natural	12.3	—	—	—	2.3	—	0.5	57/R	
13	**H2764**	Brass	0.40	Natural	12.6	—	—	—	4.8	2.7	0.4-1.0	57/S	Fluorescent Starter Contact
12	**H2765**	Brass	0.30	Natural	15.9	—	—	—	2.3	3.3	0.4-1.0	57/T	
12	**H2766**	Brass	0.30	Natural	15.9	—	—	—	2.3	3.3	0.4-1.0	57/T	Internal Dimple
19	**H2767**	Pre-Pl. Brass	0.30	Natural	18.8	—	—	—	2.1	3.0	0.7-2.1	57/U	
20	**H2767C**	Pre-Pl. Brass	0.30	Natural	18.8	—	—	—	2.1	3.0	0.7-2.1	57/U	Less Side Tang
19	**H2773**	Pre-Pl. Brass	0.30	Natural	18.8	—	—	—	2.3	3.0	0.7-2.1	57/U	Suits 2.3 mm Pin
14	**H2774**	Brass	0.30	ET	11.8	—	—	2.3	—	—	2.1	—	Dimple 3.4 mm Star
11	**H2775**	Brass	0.30	Natural	16.7	—	—	—	2.3	3.0	0.4-1.0	57/V	Similar to **H1878 & D**
18	**H2777**	Pre-Pl. Brass	0.30	ET	18.3	—	—	2.4	—	—	—	—	Solder Slot 1.0 mm x 2.4 mm
11	**H2778**	Brass	0.30	Natural	15.9	—	—	—	2.3	2.8	0.4-1.0	57/V	Similar to **H1878 & D**
3	**H3620**	Brass	0.3	Natural	12.3	—	—	—	3.0	—	0.4-1.0	57/R	
10	**H3621**	Brass	0.3	Natural	15.9	—	—	—	3.0	4.3	0.4-1.0	58/A	
15	**H3986E**	Brass	0.30	Natural	23.5	—	—	2.3	—	2.8	0.7	58/B	
1	**H3999**	Ph. Bronze	0.30	Natural	8.7	—	—	—	—	—	1.3	58/C	
22	**H9001**	Pre-Pl. Brass	0.25	ET	21.9	—	—	—	2.3	2.8	0.3-1.3	58/D	
21	**H9002**	Pre-Pl. Brass	0.25	ET	21.9	—	—	2.3	—	3.0	0.3-1.3	58/E	
16	**H9007**	Pre-Pl. Brass	0.20	ET	16.6	—	—	1.6	—	2.4	0.3-0.8	58/F	
17	**H9008**	Pre-Pl. Brass	0.20	ET	16.6	—	—	—	1.6	2.4	0.3-0.8	58/G	
5	**H9012**	Brass	0.25	Hot Tinned	26.2	—	—	—	—	1.8	0.1-0.3	58/H	
6	**H9013**	Brass	0.25	ET	13.7	—	—	—	—	1.7	0.2-0.8	58/H	

BULLET RECEPTACLES

1
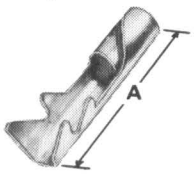

H355

2
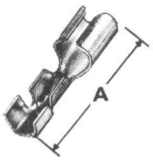

H494

3
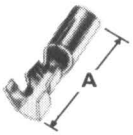

H2743

4
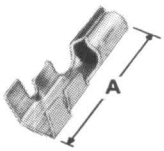

H1290, H1290D

5


H829, H830

6
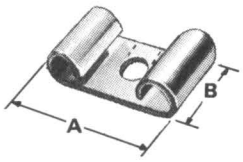

H847

7
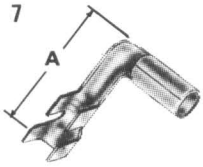

H354

8
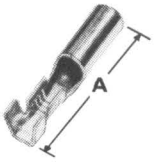

H1285, H1285D, H1286, H1286A, H1286B, H2740, H2740B, H2740D

9
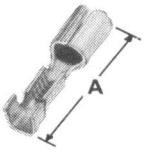

H2264

10
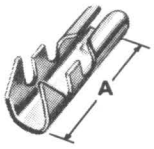

H866

11


H3922, H3923

PIN TERMINALS and RECEPTACLES

1


H3999

2
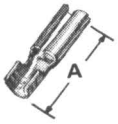

H2263

3
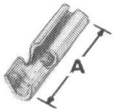

H3620

4
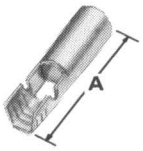

H1874

5


H9012

6
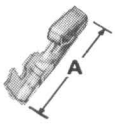

H9013

7
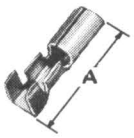

H1279, H1279C, H1557

8
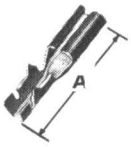

H1861

9
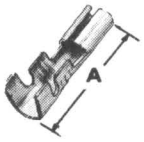

H1867, H1867D

10
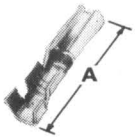

H3621

11
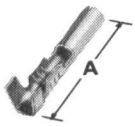

H1878, H1878D, H2775, H2778

12


H2765, H2766

13


H2764

14


H2774

15
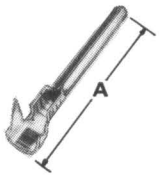

H3986E

16
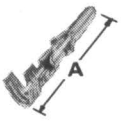

H9007

17


H9008

18


H2777

19


H2767, H2773

20
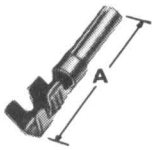

H2767C

21


H9002

22


H9001

Section 19.

SPLICE TERMINALS

Illus. No.	Cat. No.	Material	Thickness (mm)	Finish	Length A (mm)	Width B (mm)	Height C (mm)	O.D. (mm)	Hole Slot or Screw Size (mm)	Max. Insulation Dia. (mm)	Wire Size (mm²)	Avail. in Reels	Notes
16	H1015	Brass	0.45	Natural	3.2	3.5	—	—	—	—	2.1	—	
15	H1504	Brass	0.12	Natural	8.0	2.6	—	—	—	—	2.4	58/J	Ferrule Coupling
9	H1527	Brass	0.25	Natural	4.2	2.0	—	—	—	—	0.7-1.5	58/K	Butt Connection
9	H1527A	Ph. Bronze	0.25	Natural	4.2	2.0	—	—	—	—	0.7-1.5	58/K	Butt Connection
9	H1527B	Nickel Silver	0.25	Natural	4.2	2.0	—	—	—	—	0.7-1.5	58/K	Butt Connection
9	H1527D	Steel	0.25	NL	4.2	2.0	—	—	—	—	0.7-1.5	58/K	Butt Connection
7	H1574	Brass	0.81	Natural	5.7	1.8	—	—	—	—	5.2	58/L	In-Line Joint
7	H1574B	Nickel Silver	0.81	Natural	5.7	1.8	—	—	—	—	5.2	58/L	In-Line Joint
7	H1574C	Nickel Silver	0.81	Natural	5.7	1.8	—	—	—	—	5.2	58/L	In-Line Joint
19	H1581	Brass	0.45	Natural	6.4	4.9	—	—	—	—	8.4	58/M	In-Line Joint
5	H1859	Brass	0.45	Natural	17.4	4.1	—	—	—	3.0	1.5	58/N	In-Line Joint
5	H1859B	Nickel Silver	0.45	Natural	17.4	4.1	—	—	—	3.0	1.5	58/N	In-Line Joint
2	H1872	Brass	0.45	Natural	10.3	2.5	—	—	—	2.8	1.5	58/P	Butt Connection
6	H1876	Brass	0.45	Natural	5.8	2.2	—	—	—	—	1.5	58/Q	In-Line Joint
4	H2270	Brass	0.55	Natural	10.0	3.4	—	—	—	3.9	0.4-2.1	—	Butt Connection
13	H2554	Brass	0.55	Natural	7.1	1.2	—	—	—	—	1.5	58/R	Magnet Wire Splice. Butt Connection
10	H2555	Brass	0.51	Natural	5.7	2.5	—	—	—	—	1.0	58/S	Magnet Wire Splice. Butt Connection
10	h2555B	Nickel Silver	0.51	Natural	5.7	2.5	—	—	—	—	1.0	58/S	Butt Connection
12	H2556	Brass	0.50	Natural	8.0	2.0	—	—	—	—	2 x 3.0	—	Butt Connection
11	H2557	Steel	0.46	NL	5.7	3.0	—	—	—	—	1.0	58/S	Magnet Wire Splice. Butt Connection
21	H2562-1											58/T	
22	H2563-1	Refer Page 63 Telecommunications Cable Splicing										58/T	
21	H2564-1											58/T	
14	H2570	Copper	0.80	ET	10.0	6.5	—	—	—	—	—	—	Aluminium Foil Splice
20	H2708	Brass	0.55	Natural	9.5	6.6	—	—	—	—	4 x 3.1	58/U	
1	H2714	Brass	0.40	ET	5.8	2.7	—	—	—	2.7	0.4-1.0	58/V	Electric Blanket Splice. Butt Connection
3	H2716	Brass	0.45	Natural	10.3	3.7	—	—	—	2 x 2.8	2 x 1.0	58/W	Electric Blanket Splice. In-Line Joint
8	H2722	Steel	0.81	ET	5.7	3.9	—	—	—	—	5.2	58/L	In-Line Joint
8	H2725	Brass	0.50	Natural	5.7	3.9	—	—	—	—	5.2	58/L	In-Line Joint
17	H2731	Brass	0.50	Natural	5.5	2.6	—	—	—	—	5.2	58/X	Electric Blanket Splice. In-Line Joint
18	H3586	Brass	0.50	Natural	7.5	3.5	—	—	—	—	2 x 5.2	58/Y	
18	H3587	Brass	0.50	Natural	7.5	3.5	—	—	—	—	2 x 5.2	58/Y	

Section 20.
PLUG PINS

1	H315	Nickel Silver	0.63	Natural	26.0	7.8	—	—	Tapped 6BA	—	—	—	Accepts 3.9 mm Pin
2	H2265	Brass	0.78	Natural	37.1	11.2	—	—	—	—	0.7-2.1	59/A	Side Entry. Double Ends. Mated Female
3	H2266	Brass	0.78	Natural	40.3	11.2	—	—	—	—	0.7-2.1	59/A	Side Entry Earth. Double Ends. Mated Female
4	H2651	Brass	0.81	Natural	26.2	8.3	—	—	—	—	0.8-1.3	59/B	Active Pin. Close Jointed Side Entry less Stop
5	H2651A	Brass	0.81	Natural	26.2	8.3	—	—	—	—	0.7-2.1	59/B	Active Pin. Close Jointed. Side Entry with Stop
6	H2652	Brass	0.81	Natural	29.4	8.3	—	—	—	—	0.7-1.3	59/C	Active Pin. Close Jointed. Earth Pin Side Entry less Stop
7	H2652A	Brass	0.81	Natural	29.4	8.3	—	—	—	—	0.7-1.3	—	Active Pin. Close Jointed. With Stop
8	H2652E	Brass	0.81	Natural	29.4	8.3	—	—	—	—	0.7-1.3	—	Tubed Dummy less Stop
9	H2768	Brass	1.60	ET	27.1	6.4	—	—	1.6	—	Hole Solder 1.6	—	Solid
10	H2769	Brass	1.60	ET	24.3	6.4	—	—	1.6	—	Hole Solder 1.6	—	Solid
11	H2779	Brass	0.63	Natural	21.4	6.4	—	—	—	—	0.7-1.0	59/D	With Dimple
12	H2780	Brass	0.63	Natural	21.4	6.4	—	—	—	—	0.7-1.0	59/D	Less Dimple
12	H2780A	Brass	0.63	Natural	21.4	6.4	—	—	—	—	0.7-1.0	59/D	Pin Rec. .25 mm Shorter less Dimple
13	H3961	Brass	0.81	Natural	29.3	6.4	—	—	—	—	0.5-1.3	59/E	
14	H3962	Brass	0.81	Natural	32.0	6.4	—	—	—	—	0.5-1.3	59/F	
15	H3962E	Brass	0.81	Natural	32.0	6.4	—	—	—	—	0.5-1.3	—	Dummy Pin. Earth
16	H3963	Brass	0.81	Natural	29.3	6.4	—	—	—	—	0.5-1.3	59/G	Dimple
16	H3963A	Brass	0.81	Natural	29.3	6.4	—	—	—	—	0.5-1.3	59/G	
17	H3964	Brass	0.81	Natural	32.5	6.4	—	—	—	—	0.5-1.3	59/H	Dimple. Earth
17	H3964A	Brass	0.81	Natural	32.5	6.4	—	—	—	—	0.5-1.3	59/H	
18	H3964F	Brass	0.81	Natural	32.5	6.4	—	—	—	—	0.5-1.3	—	Tang. Earth
19	H3966	Brass	0.81	Natural	29.3	8.5	—	—	—	—	0.8-1.3	59/J	Active Pin
20	H3967	Brass	0.78	Natural	32.5	8.5	—	—	—	—	0.8-1.3	59/K	Earth Pin
21	H3968	Brass	0.81	Natural	32.5	9.1	—	—	—	—	2.1	59/L	15 Amp. Earth Pin
22	H3970	Brass	0.81	Natural	22.2	6.4	—	—	—	—	—	—	
17	H3971	Brass	0.81	Natural	32.5	6.4	—	—	—	—	0.5-1.3	59/H	Similar to **H3964** less word Earth
23	H3972	Brass	0.30	Tin Plated	28.9	4.0	—	—	—	2.10	0.5-1.3	59/M	

SPLICE TERMINALS

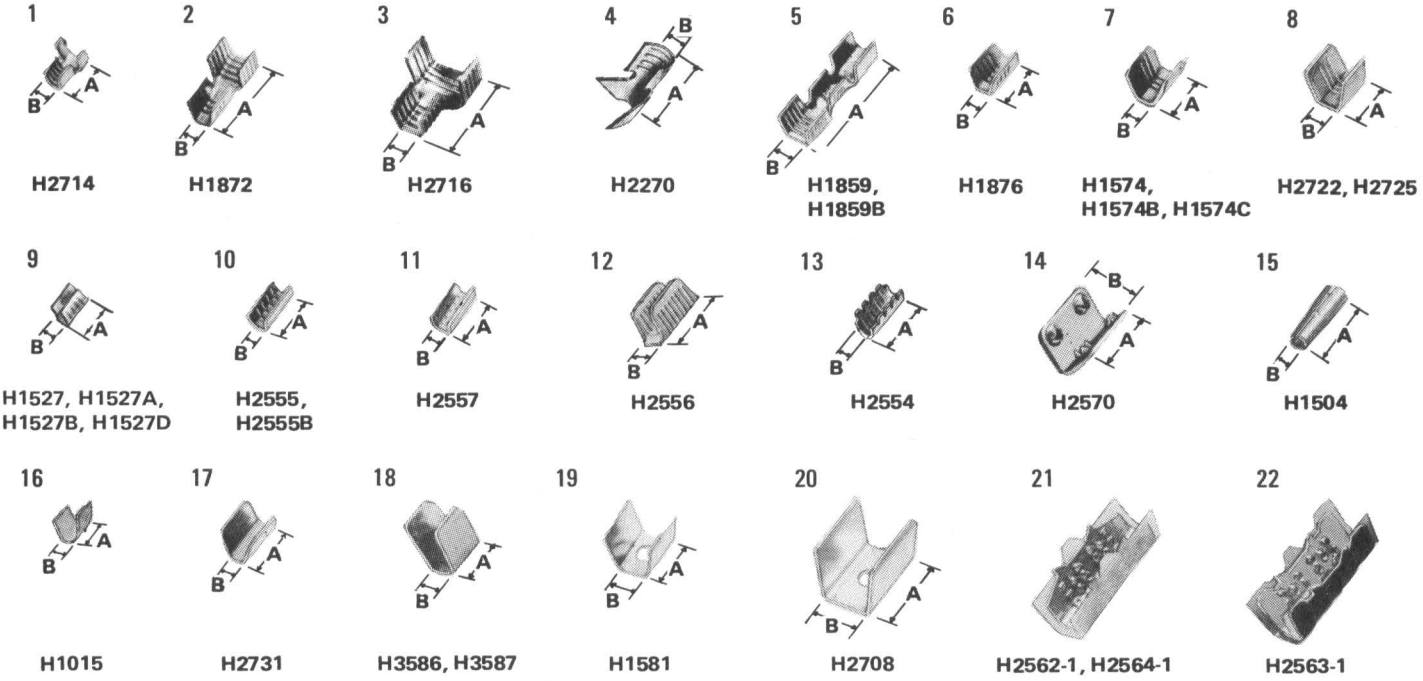

PLUG PINS



Section 21.

SPECIAL TERMINALS

Illus. No.	Cat. No.	Material	Thickness (mm)	Finish	Length A (mm)	Width B (mm)	Height C (mm)	O.D. (mm)	Hole Slot or Screw Size (mm)	Max. Insulation Dia. (mm)	Wire Size (mm²)	Avail. in Reels	Notes
1	H151	Ph. Bronze	0.45	Natural	7.9	8.1	—	—	3.2	—	—	—	Fuse Holder
2	H317	Ph. Bronze	0.38	Natural	11.1	—	—	—	3.2	—	—	—	Fuse Holder
11	H425	Brass	0.81	Natural	19.0	—	—	—	2.7	4.4	5.2	—	2.4 mm x 6.4 mm Tag
11	H426	Brass	0.81	Natural	22.2	—	—	—	2.7	4.4	5.2	—	2.4 mm x 9.5 mm Tag
11	H427	Brass	0.81	Natural	28.6	—	—	—	2.7	4.4	5.2	—	3.2 mm x 15.9 mm Tag
11	H428	Brass	1.01	Natural	22.2	—	—	—	2.7	5.4	8.4	—	2.4 mm x 9.5 mm Tag
11	H429	Brass	1.01	Natural	28.6	—	—	—	2.7	5.4	8.4	—	3.2 mm x 5.9 mm Tag
5	H1011	Ph. Bronze	0.40	Natural	18.0	—	—	—	—	2.8	0.7-1.0	60/A	
8	H1174	Ph. Bronze	0.55	ET	13.9	—	—	—	—	3.3	0.7-1.0	60/B	
8	H1174A	Ph. Bronze	0.55	ET	13.8	—	—	—	—	3.3	0.7-1.0	60/B	Less Dimple and Stopper
30	H1176	Brass	0.81	Natural	25.4	—	—	—	4.7	—	—	—	5/32" W. Tapped. Unmarked
30	H1176A	Brass	0.81	Natural	25.4	—	—	—	4.7	—	—	—	A = Active. 30° Angle
30	H1176N	Brass	0.81	Natural	25.4	—	—	—	4.7	—	—	—	N = Neutral. 30° angle
30	H1176E	Brass	0.81	ET	25.4	—	—	—	4.7	—	—	—	E = Earth. 30° Angle
9	H1239	Nickel Silver	0.81	Natural	15.9	—	—	—	Tapped 5/32"	—	2.9	60/C	
9	H1239A	Nickel Silver	0.81	Natural	15.9	—	—	—	Tapped 2BA	—	2.9	60/C	
9	H1239D	Steel	0.81	NL	15.9	—	—	—	Tapped 5/32"	—	2.9	60/C	
10	H1239E	Nickel Silver	0.81	Natural	15.9	—	—	—	4.7	—	2.9	60/C	
9	H1239F	Nickel Silver	0.81	Natural	15.9	—	—	—	Tapped 4BA	—	2.9	60/C	
9	H1239G	Nickel Silver	0.81	Natural	15.9	—	—	—	Tapped 8/32"	—	2.9	60/C	
10	H1239J	Nickel Silver	0.81	Natural	15.9	—	—	—	4.0	—	2.9	60/C	
9	H1239M	Steel	0.81	NL	15.9	—	—	—	Tapped M4	—	2.9	60/C	Rivet 3.1 mm O.D. x 2.3 mm I.D.
40	H1244	Ph. Bronze	0.55	ET	15.9	—	—	—	—	—	—	—	
41	H1245	Ph. Bronze	0.55	ET	15.9	—	—	—	—	—	—	—	
49	H1248	Brass	0.91	ET	18.3	—	—	—	2 x 2.4	—	—	—	6/32 UNC
50	H1248A	Brass	0.91	ET	18.3	—	—	—	2 x 2.4	—	—	—	
45	H1522	Brass	0.81	Natural	9.3	—	9.5	—	Tapped No. 5/44	—	—	—	TPI. UNF. Tapped
46	H1522A	Brass	0.81	Natural	9.3	—	9.5	—	Tapped No. 6/32	—	—	—	Less Stud Hole
42	H1532	Steel	0.70	ET	15.8	—	—	—	3.5/3.8	—	—	—	90° Angle
47	H1560	Brass	1.22	NL	11.1	—	8.7	—	2 Holes 1 x 4BA, 1 x 5BA	—	—	—	Pierce & Extrude Holes. 2 Holes 1 x 4BA, 1 x 5BA
26	H1575	Brass	0.81	Natural	23.8	—	—	—	Hole 4.7 Tap 5/32" W	—	—	—	Similar to **H2888**
27	H1576N	Brass	0.81	Natural	23.8	—	—	—	Hole 4.7 Tap 5/32" W	—	—	—	"N" Stamped on Article. Similar to **H2889**
28	H1577	Brass	0.81	ET	23.8	—	—	—	Hole 4.7 Tap 5/32" W	—	—	—	"E" Stamped on Article. Similar to **H2890**
25	H1578	Brass	0.81	Natural	23.8	—	—	—	Hole 4.7 Tap 5/32" W	—	—	—	
35	H1858	S. Steel	1.21	Natural	14.3	—	—	—	2BA	—	—	—	Welding Rib.
21	H1868	Nickel Silver	0.71	Natural	19.8	—	—	—	4.9	2.8	0.8-2.1	60/D	
43	H1869	Brass	0.91	HT	13.3	—	—	—	3.7/4.2	—	—	—	90° Angle
31	H1934	Brass	0.81	ET	16.7	—	—	—	3.0	—	—	—	Rivet 3.0 x 2.5 mm
32	H1934A	Brass	0.81	ET	16.7	—	—	—	6 x 32 UNC	—	—	—	3.0 x 2.5 mm Rivet
44	H1934B	Brass	0.81	ET	8.0	—	9.3	—	6 x 32 UNC	—	—	—	Tapped. 90° Angle
33	H1935	Brass	0.81	ET	23.9	—	—	—	2 x 2.5	—	—	—	Male Blade
34	H1935A	Brass	0.81	ET	23.9	—	—	—	2 x 2.5	—	—	—	6 x 32 UNC Tapped
48	H1936A	Brass	0.81	Natural	13.7	—	6.4	—	Tap. 2.9	—	—	—	6 x 32 UNC
19	H1964	Ph. Bronze	0.35	Natural	15.3	15.2	—	—	—	—	—	60/E	Receives 8.0 mm Blade
36	H2240	S. Steel	0.91	Natural	13.1	—	—	—	3.4	—	—	—	Welding Rib .8 x 32 UNC Tapped
36	H2240A	Mild Steel	0.91	NL	13.1	—	—	—	3.4	—	—	—	Welding Rib .8 x 32 UNC Tapped
37	H2241	S. Steel	0.91	Natural	13.1	—	—	—	3.4	—	—	—	Longitudenal Rib .8 x 32 UNC Tapped
38	H2245	Ph. Bronze	0.55	ET	13.3	—	—	—	3.5	—	—	—	
39	H2246	Ph. Bronze	0.55	ET	7.9	—	—	—	—	—	—	—	90° Angle Accepts 2.5 Dia. Pin
7	H2247	Brass	0.40	ET	20.6	—	—	—	—	3.2	0.7-1.5	60/F	
7	H2248	Brass	0.40	ET	20.6	—	—	—	—	2.4	2 x 0.5-0.8	60/F	
14	H2691	Brass	0.35	Natural	13.4	—	—	—	—	2.6	0.4-1.0	60/G	
13	H2692	Brass	0.45	ET	19.8	—	—	—	—	—	0.7	60/H	
24	H2695	Nickel Silver	0.50	Natural	21.0	—	—	—	2.2	—	—	—	
15	H2698	Ph. Bronze	0.35	Natural	27.3	—	—	—	—	6.4	—	—	Pre-formed Cable End
20	H2723	Brass	0.38	Natural	17.2	13.2	—	—	—	3.2	0.7	60/J	Receives 8 mm Blade
22	H2727	Brass	0.40	Natural	6.8	—	—	5.2	—	—	2.1	60/K	Crimp Rivet 2.1 mm Wire
23	H2728	Brass	0.50	Natural	6.4	—	—	7.0	—	—	2.1	60/L	Crimp Rivet 2.1 mm Wire
16	H2772	Brass	0.30	Natural	20.7	—	—	—	—	2.9	2.1	60/M	Crimp Rivet 2.1 mm Wire
12	H2842	Brass	0.38	Natural	14.4	—	—	—	—	—	2.1	60/N	
29	H2871	Brass	0.81	Natural	25.4	—	—	—	3.2	—	—	—	5/32" Tapped A = Active, N = Neutral, E = Earth — ET only
26	H2888	Brass	0.81	Natural	23.8	—	—	—	4.7	—	—	—	5/32" Tapped. Similar to **H1575**
27	H2889	Brass	0.81	Natural	23.8	—	—	—	4.7	—	—	—	5/32" Tapped. Similar to **H1576N**
28	H2890	Brass	0.81	ET	23.8	—	—	—	4.7	—	—	—	Earth. Similar to **H1577**
18	H3905	Steel	0.50	ET	13.5	9.1	—	—	—	4.0	0.4-2.1	60/P	
3	H3978	Ph. Bronze	0.40	Natural	14.0	—	—	—	—	—	—	—	P.C. Fuse Clip. Fits 4.7 mm Fuse
4	H3980	Brass	0.40	Natural	18.8	—	—	—	—	3.0	0.4-1.0	60/Q	
6	H3987	Ph. Bronze	0.45	Natural	14.0	12.6	—	—	—	2.5	0.5	60/R	Fuse Clip. Fits 6.3 mm Fuse
17	H3998	Ph. Bronze	0.35	Natural	27.3	—	—	—	—	6.4	—	—	Pre-formed

SPECIAL TERMINALS

1
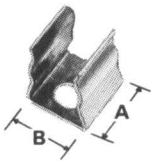

H151

2
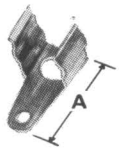

H317

3


H3978

4
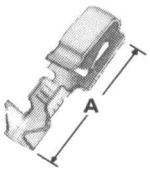

H3980

5
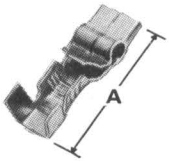

H1011

6
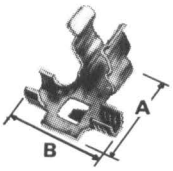

H3987

7


H2247, H2248

8
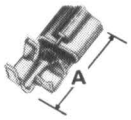

H1174, H1174A

9
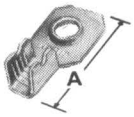

H1239, H1239A, H1239D, H1239F, H1239G, H1239M

10
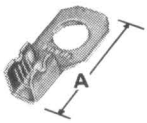

H1239E, H1239J

11
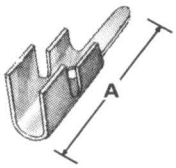

H425, H426, H427, H428, H429

12


H2842

13


H2692

14
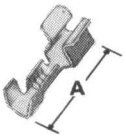

H2691

15
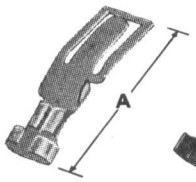

H2698

16
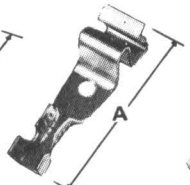

H2772

17


H3998

18
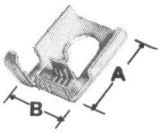

H3905

19
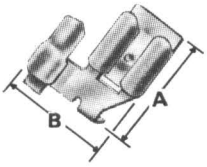

H1964

20
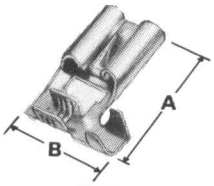

H2723

21
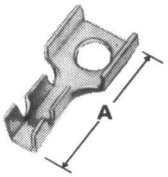

H1868

22


H2727

23


H2728

24


H2695

25
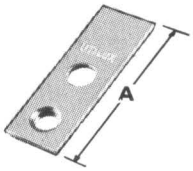

H1578

26


H1575, H2888

27
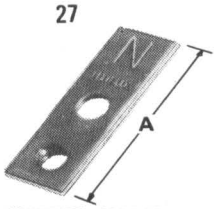

H1576N, H2889

28
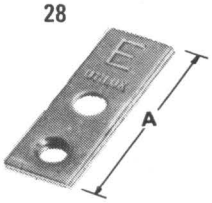

H1577, H2890

29
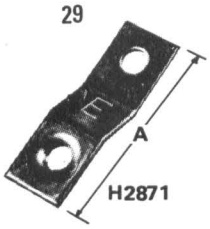

H2871

30
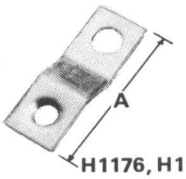

H1176, H1176A, H1176E, H1176N

31
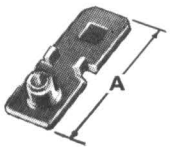

H1934

32


H1934A

33
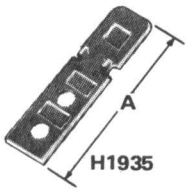

H1935

34
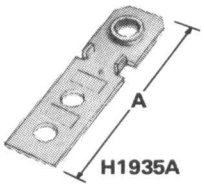

H1935A

35


H1858

36


H2240, H2240A

37
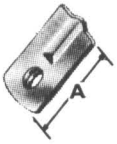

H2241

38
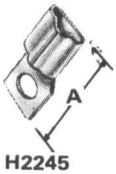

H2245

39
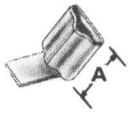

H2246

40


H1244

41
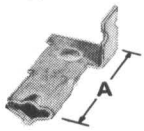

H1245

42
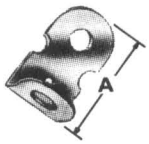

H1532

43


H1869

44


H1934B

45


H1522

46


H1522A

47


H1560

48
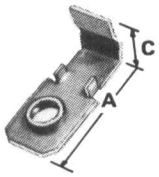

H1936A

49
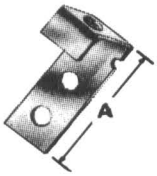

H1248

50
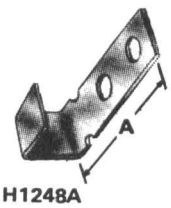

H1248A

Section 21. (Cont.)

SPECIAL TERMINALS

Illus. No.	Cat. No.	Material	Thickness (mm)	Finish	Length A (mm)	Width B (mm)	Height C (mm)	O.D. (mm)	Hole Slot or Screw Size (mm)	Max. Insulation Dia. (mm)	Wire Size (mm²)	Avail. in Reels	Notes
64	H325	Brass	0.45	Natural	15.0	—	—	—	5.1	—	—	—	Slot 4.0 mm Wide
54	H361	Aluminium	0.90	Natural	17.9	6.4	20.0	—	8.7	—	—	—	
67	H362	Copper	0.55	ET	28.6	—	—	—	—	—	—	—	Inside Dia. 14.3 mm x 3.2 mm
68	H362A	Brass	0.55	ET	25.4	—	—	—	—	—	—	—	Open 45° Angle
51	H468	Mild Steel	0.50	ET	15.9	—	—	—	3.5 x 1.9	—	—	—	
61	H469	Brass	0.66	Natural	11.4	—	—	—	2.4	—	—	—	1.5 mm Tag
62	H607	Nickel Silver	0.25	Natural	14.2	—	—	—	—	—	—	—	
63	H612	Copper	0.45	ET	11.1	—	—	—	—	—	—	—	
57	H632	Brass	0.45	ET	18.6	—	—	—	Slot 6.3x9.5	—	—	—	
59	H828	Brass	0.45	Natural	15.0	—	—	—	5.2 x 4.0	—	2.1	—	
53	H834	Brass	1.05	ET	15.8	—	—	—	2.3 x 1.5	—	—	—	
65	H920	Brass	0.26	ET	4.4	—	—	—	1.9	—	2.0	—	Rivet 3.3 mm O.D. x 1.9 mm I.D.
66	H1240	Brass	0.81	Natural	6.3	4.9 sq.	—	—	2.4	—	2.4	—	Rivet 3.1 mm O.D. x 2.3 mm I.D.
56	H1243	Steel	1.20	NL	13.5	—	—	—	*2BA	—	—	—	*Tapped Hole
56	H1243B	Nickel Silver	1.20	Natural	13.5	—	—	—	*2BA	—	—	—	*Tapped Hole
56	H1243D	S. Steel	1.20	Natural	13.5	—	—	—	*2BA	—	—	—	*Tapped Hole
56	H1243E	S. Steel	1.20	Natural	13.5	—	—	—	*4.0	—	—	—	*Tapped Hole
56	H1243F	S. Steel	1.20	Natural	13.5	—	—	—	*5.0	—	—	—	*Tapped Hole
69	H1545	Steel	1.20	ET	38.5	—	—	—	5.1	—	—	—	
71	H1553	Brass	0.25	Natural	69.8	—	—	—	7.1/4.0	—	—	—	
71	H1553A	Brass	0.25	Natural	61.2	—	—	—	7.1/4.0	—	—	—	
71	H1553B	Brass	0.25	Natural	201.6	—	—	—	7.1/4.0	—	—	—	
71	H1553C	Brass	0.25	Natural	97.4	—	—	—	7.1/4.0	—	—	—	
70	H1579	Steel	0.91	Natural	47.9	—	—	—	8 x 32 UNC	—	—	—	Rivetting Dia. 3.1 mm x 3.1 mm
60	H1870	Soft Brass	0.25	Natural	11.9	—	—	—	4.6	—	—	—	2.5/3.4 Cones
55	H1877	Copper	0.40	Natural	12.0	—	—	—	—	—	—	—	2 Dimples in Channel
52	H2258	Copper	0.45	ET	12.2	—	—	—	Slot 1.0	—	—	—	
58	H2697	Ph. Bronze	0.25	Natural	11.1	—	—	—	1.4	—	—	—	Brush Contact

Section 22.

SUPERGRIP Q.C. RECEPTACLES AND LIP BLADES

Illus. No.	Cat. No.	Material	Thickness (mm)	Finish	Length A (mm)	Width B (mm)	Height C (mm)	O.D. (mm)	Hole Slot or Screw Size (mm)	Max. Insulation Dia. (mm)	Wire Size (mm²)	Avail. in Reels	Notes
10	H2594	Brass P.V.C.	0.70	ET	22.5	—	—	—	—	3.5	0.25-1.5	—	Red Insulated
10	H2595	Pl. Br. P.V.C.	0.70	ET	23.4	—	—	—	—	4.3	0.6-3.0	—	Blue Insulated
10	H2596	Pl. Br. P.V.C.	0.70	ET	26.0	—	—	—	—	6.3	2.0-6.5	—	Yellow Insulated
1	H2733	Copper	0.70	ET	19.8	—	—	—	—	—	0.25-1.5	—	Uninsulated
1	H2734	Copper	0.70	ET	20.0	—	—	—	—	—	0.6-3.0	—	Uninsulated
2	H2736	Copper P.V.C.	0.70	ET	24.8	—	—	—	—	3.5	0.25-1.5	—	Red Insul. Suits Terminal Block **H2624**
2	H2737	Copper P.V.C.	0.70	ET	26.4	—	—	—	—	3.7	0.6-3.0	—	Blue Insul. Suits Terminal Block **H2624**
6	H2844	Brass P.V.C.	0.81	ET	23.2	—	—	—	—	3.5	0.25-3.0	—	Red Insul. Suits Terminal Block **H2624**
6	H2845	Brass P.V.C.	0.81	ET	24.8	—	—	—	—	4.3	0.6-3.0	—	Blue Insulated
6	H2846	Brass P.V.C.	0.81	ET	26.3	—	—	—	—	6.3	2.0-6.5	—	Yellow Insulated
11	H2847	Brass P.V.C.	0.81	ET	31.9	—	—	—	—	3.5	0.25-1.5	—	Red Insulated
14	H2848	Brass P.V.C.	0.81	ET	25.4	—	—	—	—	4.3	0.6-3.0	—	Blue Insulated. Piggy Back Q.C.
11	H2849	Brass P.V.C.	0.81	ET	33.4	—	—	—	—	6.3	2.0-6.5	—	Yellow Insulated
12	H2850	Brass P.V.C.	—	ET	26.0	—	—	—	—	6.3	0.6-3.0	—	Grey Insulated. Heavy Duty
7	H2851	Brass P.V.C.	—	ET	26.0	—	—	—	—	6.3	0.6-3.0	—	Grey Insulated. Heavy Duty
18	H2853	Brass P.V.C.	—	ET	29.0	—	—	—	—	6.3	2.0-6.5	—	Yellow Insulated
3	H3107	Copper	0.70	ET	22.3	—	—	—	—	—	0.25-1.5	—	Uninsulated
3	H3108	Copper	0.70	ET	22.3	—	—	—	—	—	0.6-3.0	—	Uninsulated
3	H3109	Copper	0.90	ET	24.3	—	—	—	—	—	2.0-6.5	—	Uninsulated
13	H3559	Brass P.V.C.	—	ET	18.9	—	—	—	—	3.7	—	—	Red Insulated 4.8 mm Q.C.
19	3560	Brass P.V.C.	—	ET	22.5	—	—	—	—	—	—	—	Red Insulated
19	H3561	Brass P.V.C.	—	ET	22.5	—	—	—	—	—	—	—	Blue Insulated
19	H3562	Brass P.V.C.	—	ET	25.0	—	—	—	—	—	—	—	Yellow Insulated
15	H3910	Copper P.V.C.	—	ET	31.2	—	—	—	—	3.5	0.25-1.5	—	Red Insulated
15	H3911	Copper P.V.C.	—	ET	31.2	—	—	—	—	4.3	0.6-3.0	—	Blue Insulated
15	H3912	Copper P.V.C.	—	ET	40.8	—	—	—	—	6.3	2.0-6.5	—	Yellow Insulated
8	H3913	Copper P.V.C.	—	ET	21.2	—	—	—	—	3.5	0.25-1.5	—	Red Insulated
8	H3914	Copper P.V.C.	—	ET	23.1	—	—	—	—	4.3	0.6-3.0	—	Blue Insulated
8	H3915	Copper P.V.C.	—	ET	31.0	—	—	—	—	6.3	2.0-6.5	—	Yellow Insulated
9	H3916	Copper P.V.C.	—	ET	17.2	—	—	—	—	3.5	0.25-1.5	—	Red Insulated. Miniature Blade
9	H3917	Copper P.V.C.	—	ET	17.9	—	—	—	—	4.3	0.6-3.0	—	Blue Insulated. Miniature Blade
9	H3918	Copper P.V.C.	—	ET	24.2	—	—	—	—	6.3	2.0-6.5	—	Yellow Insulated. Miniature Blade
16	H3919	Brass P.V.C.	—	ET	22.4	—	—	—	—	3.5	0.25-1.5	—	Red Insulated. 4.0 mm Bullet
16	H3920	Brass P.V.C.	—	ET	22.7	—	—	—	—	4.3	0.6-3.0	—	Blue Insulated. 5.0 mm Bullet
17	H3922	Brass P.V.C.	—	ET	26.2	—	—	—	—	3.5	0.25-1.5	—	Red Insulated. 4.0 mm Bullet Rec.
17	H3923	Brass P.V.C.	—	ET	26.6	—	—	—	—	4.3	0.6-3.0	—	Blue Insulated. 5.0 mm Bullet Rec.
4	H4107	Copper P.V.C.	—	ET	28.0	—	—	—	—	3.5	0.25-1.5	—	Red Insul. Suits Terminal Block **H2626**
4	H4108	Copper P.V.C.	—	ET	30.0	—	—	—	—	4.3	0.6-3.0	—	Blue Insul. Suits Terminal Block **H2626**
4	H4109	Copper P.V.C.	—	ET	31.0	—	—	—	—	6.3	2.0-6.5	—	Yellow Insul. Suits Terminal Block **H2626**
5	H4207	Copper P.V.C.	—	ET	28.0	—	—	—	—	3.5	0.25-1.5	—	Red Insul. Suits Terminal Block **H2626**
5	H4208	Copper P.V.C.	—	ET	30.0	—	—	—	—	4.3	0.6-3.0	—	Blue Insulated
5	H4209	Copper P.V.C.	—	ET	31.0	—	—	—	—	6.3	2.0-6.5	—	Yellow Insulated

SPECIAL TERMINALS (CONT.)

51 H468

52 H2258

53 H834

54 H361

55 H1877

56 H1243, H1243B, H1243D, H1243E, H1243F

57 H632

58 H2697

59 H828

60 H1870

61 H469

62 H607

63 H612

64 H325

65 H920

66 H1240

67 H362

68 H362A

69 H1545

70 H1579

71 H1553, H1553A, H1553B, H1553C

SUPERGRIP Q.C. RECEPTACLES AND LIP BLADES

1 H2733, H2734

2 H2736, H2737

3 H3107, H3108, H3109

4 H4107, H4108, H4109

5 H4207, H4208, H4209

6 H2844, H2845, H2846

7 H2851

8 H3913, H3914, H3915

9 H3916, H3917 H3918

10 H2594, H2595, H2596

11 H2847, H2849

12 H2850

13 H3559

14 H2848

15 H3910, H3911, H3912

16 H3919, H3920

17 H3922, H3923

18 H2853

19 H3560, H3561, H3562

Section 23.

CONTINUOUS STRIP TERMINALS — ACTUAL SIZE

2.3 mm and 2.8 mm Q.C. MICRO REC.

A

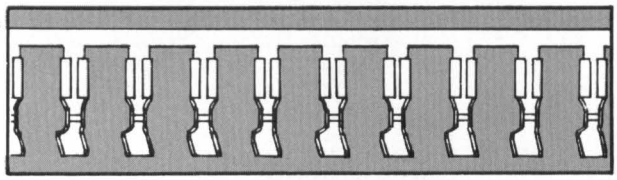

H1129

B

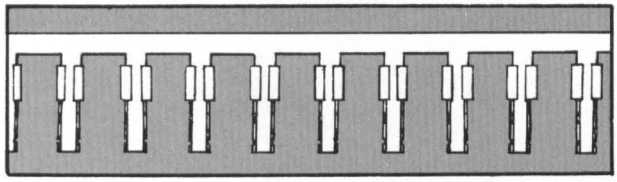

H1130

C

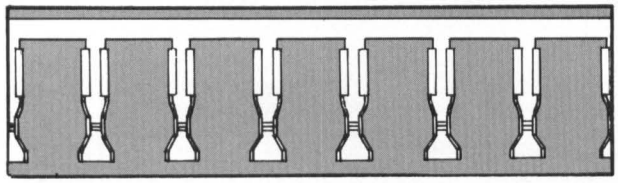

H1144
H1144C
H1144E

D

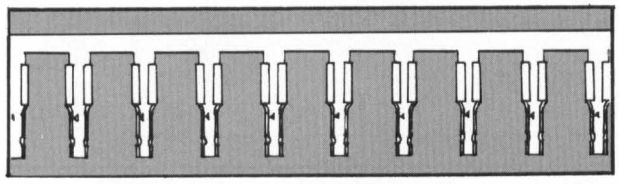

H1148

E

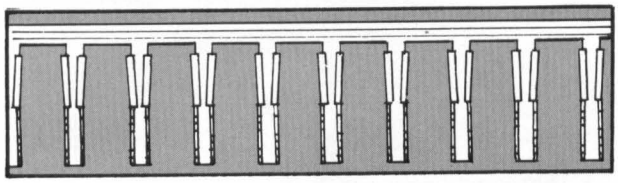

H2831

F

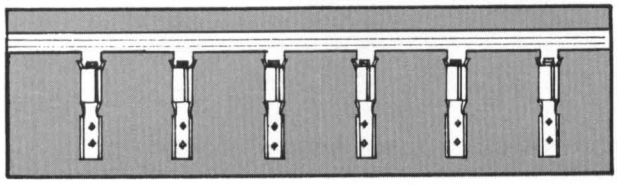

H2843
H2843B

4.8 mm Q.C. RECEPTACLES

G

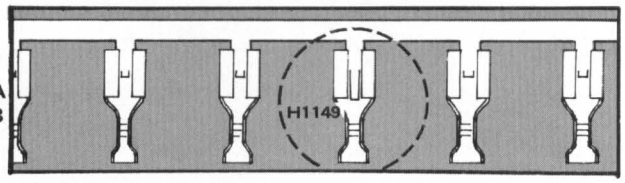

H1143
H1143A
H1143B
H1149
H1968

H

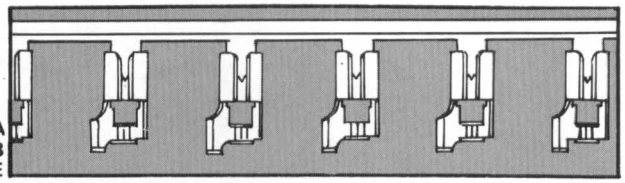

H1145
H1145A
H1145B
H1145E

J

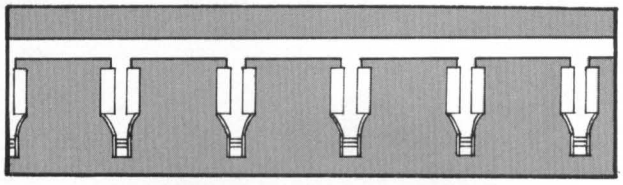

H1146

K

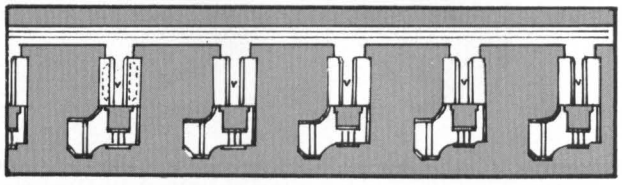

H1150

L

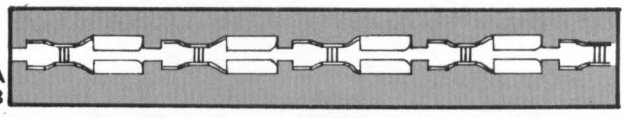

H2590
H2590A
H2590B

M

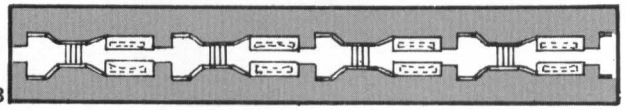

H2598

6.3 mm Q.C. RECEPTACLES

N

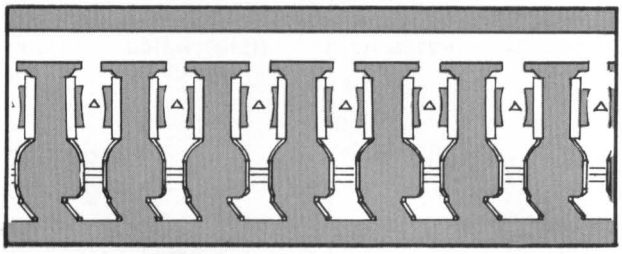

H940
H940B

P

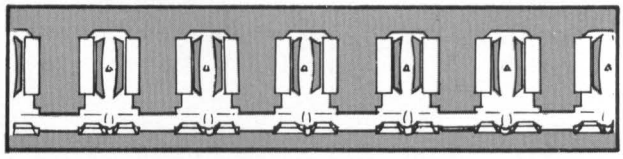

H950

Q

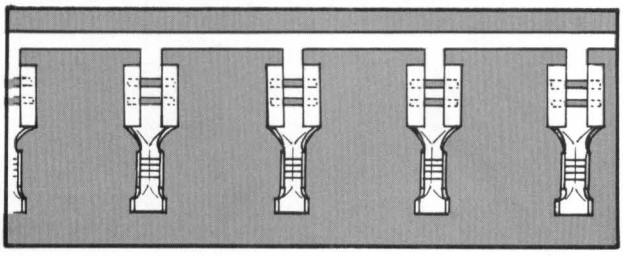

H1072
H1072B

Section 23. (Cont.)

6.3 mm Q.C. RECEPTACLES

A

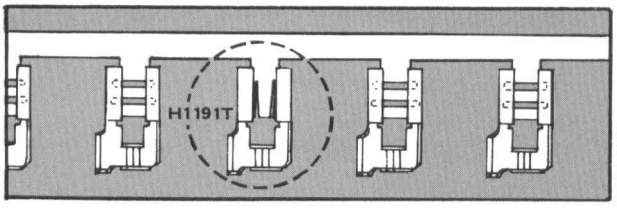

H1191
H1191A
H1191B
H1191T

B

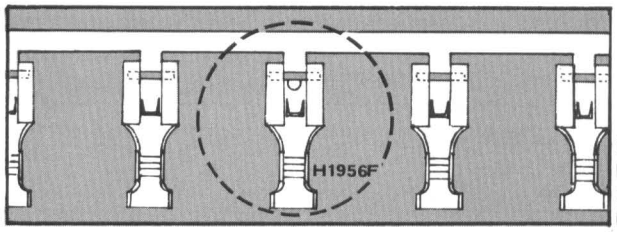

H1956B
H1956E
H1956F
H1956G

C

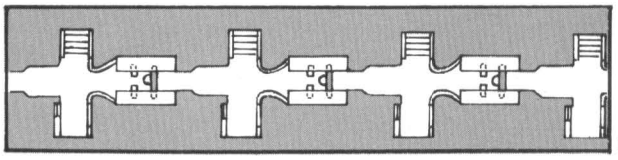

H1958

D

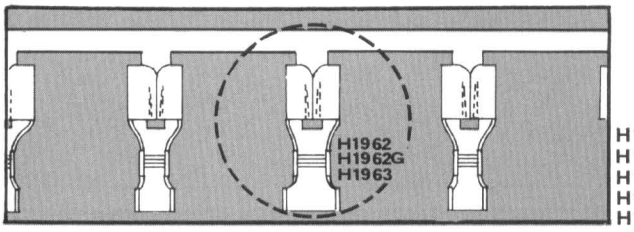

H1960
H1961
H1962
H1962G
H1963

E

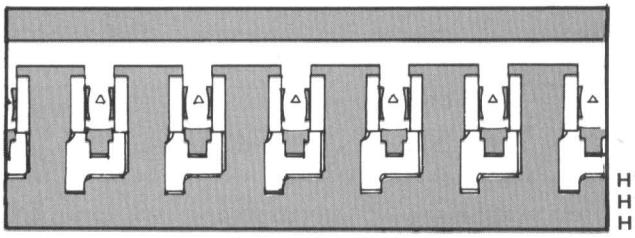

H1969
H1969A
H1969B

F

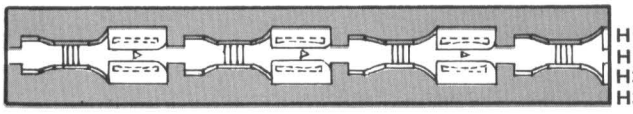

H1971/A/B
H1972/A/B
H3700B
H3701B

G

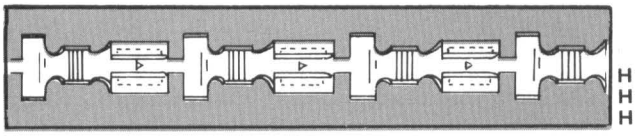

H1973
H1973A
H1973B

H

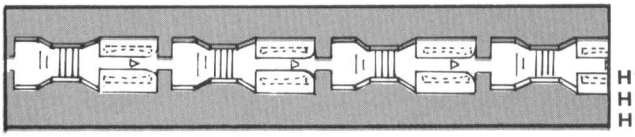

H1974
H1974A
H1974B

J

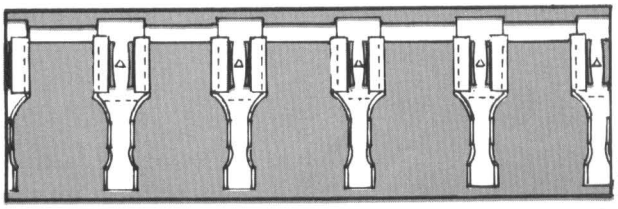

H1975
H1975B

K

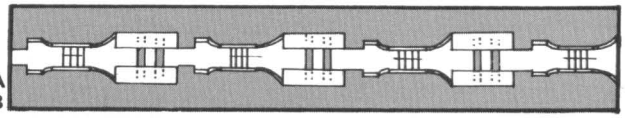

H1976
H1976A
H1976B

L

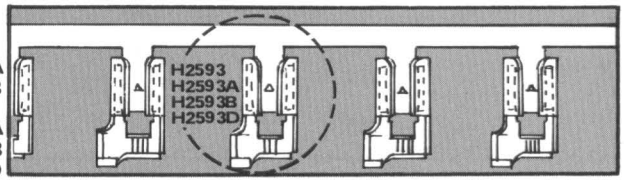

H2591
H2591A
H2591B
H2593
H2593A
H2593B
H2593D

M

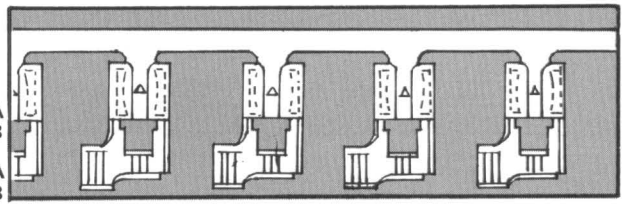

H2592
H2592A
H2592B
H2839
H2839A
H2839B

N

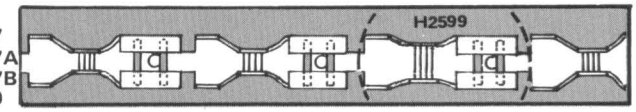

H2597
H2597A
H2597B
H2599

P

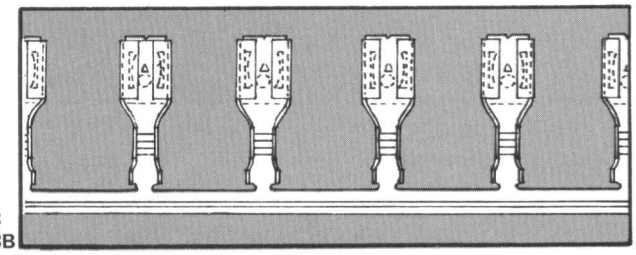

H2833
H2833B

Q

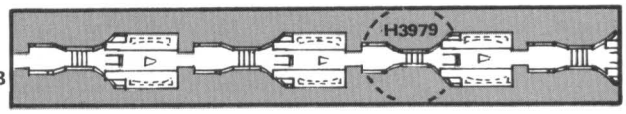

H2834
H2834B
H3979

R

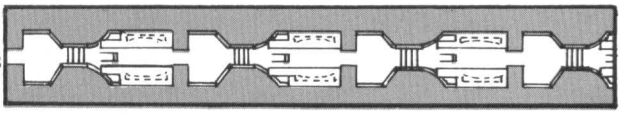

H2835
H2835B

S

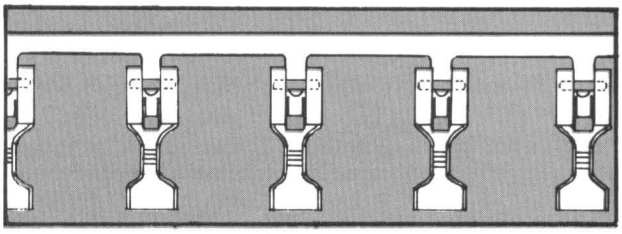

H2840
H2840B

T

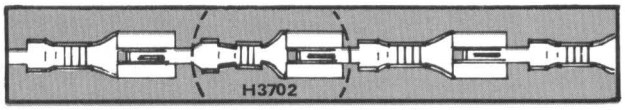

H3555
H3702

U

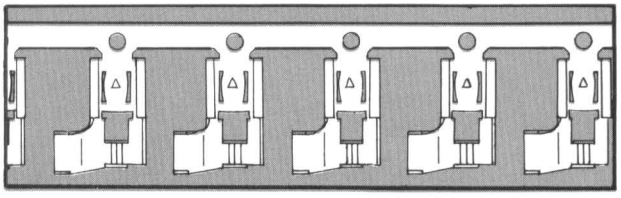

H3575

Section 23. (Cont.)

9.5 mm Q.C. RECEPTACLES and TABS

A

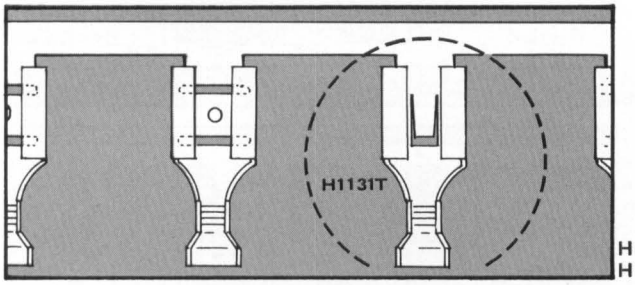

H1131
H1131T

B

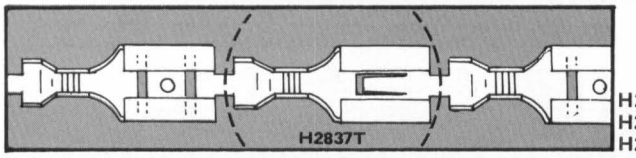

H2837
H2837A
H2837T

C

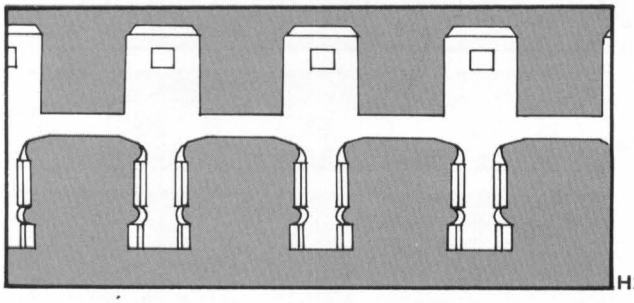

H2882

2.3 mm Q.C. TAB

D

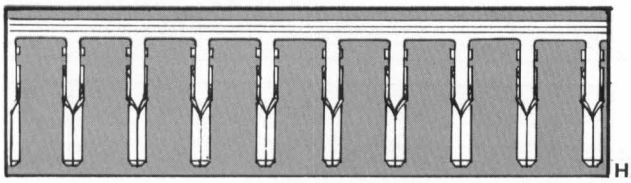

H2883

4.8 mm Q.C. TAB

E

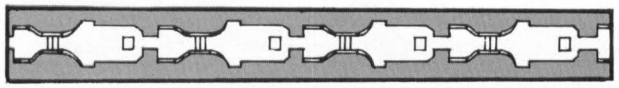

H2571
H2571D
H2571E

6.3 mm Q.C. TABS

F

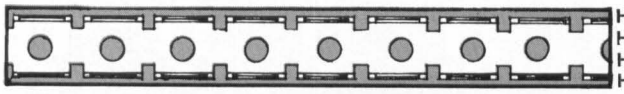

H954
H954A
H954B
H1164

G

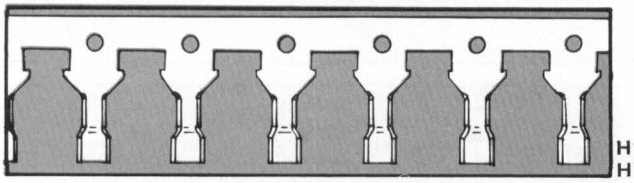

H1170
H1189

H

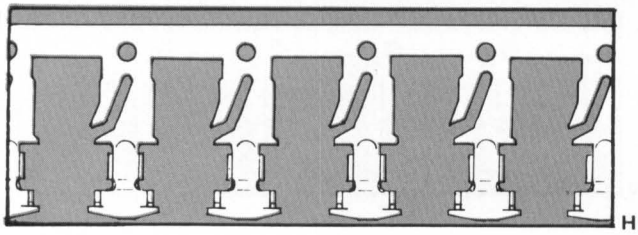

H1186

6.3 mm Q.C. TABS (Cont.)

J

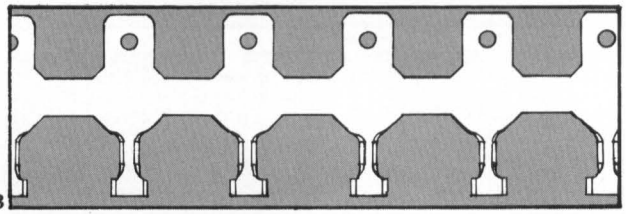

H1188

K

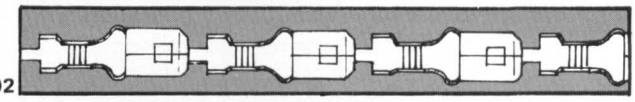

H1192

L



H1881

M



H1912

N

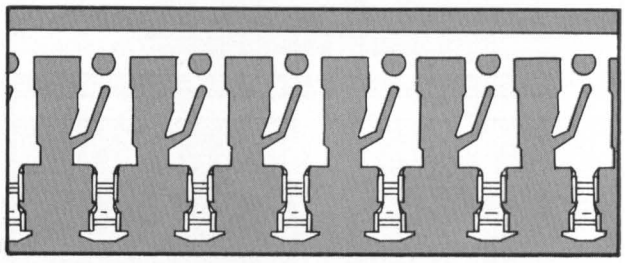

H1924
H1924G

P

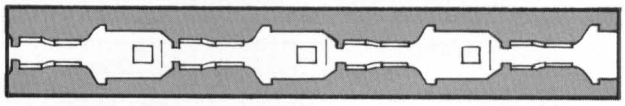

H1925

Q

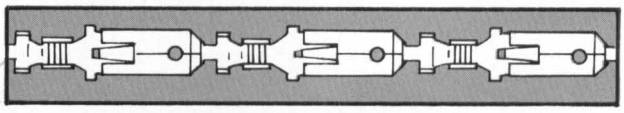

H2832

EYE TERMINALS WITH INSUL. SUPPORT

R

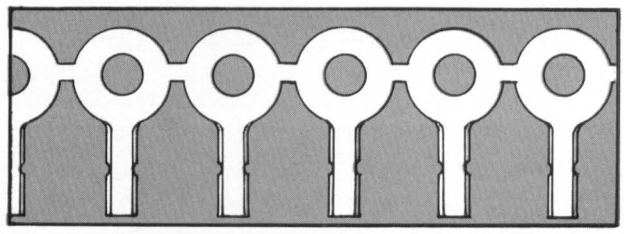

H221

S

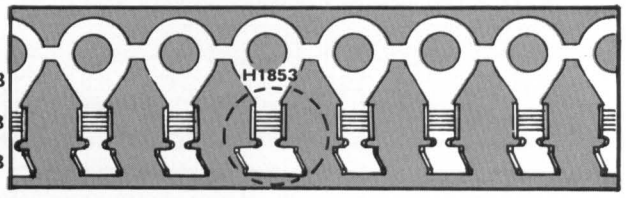

H430
H430B
H1287
H1287B
H1292
H1292B
H1524
H1524B
H1853

T



H435
H435A

Section 23. (Cont.)

EYE TERMINALS WITH INSUL. SUPPORT (Cont.)

A

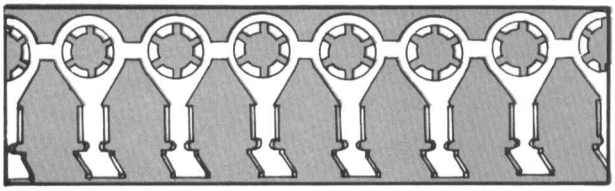

H1247
H1247D

B

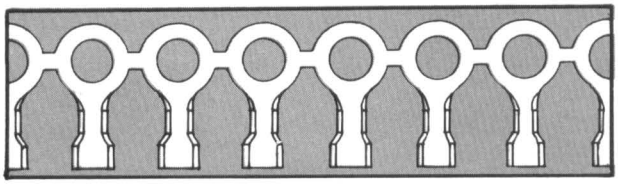

H1528
H1528D
H1528F
H1529
H1535
H1535A
H1535B

C

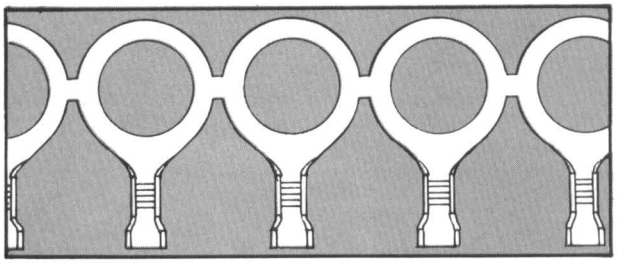

H1533
H1533D
H1533E
H1533F

D

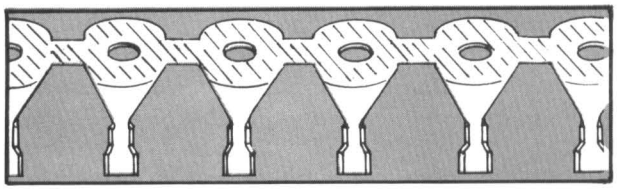

H1542

E

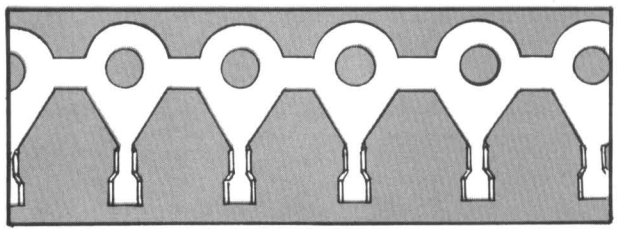

H1542A
H1542D

F

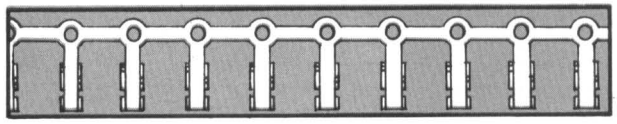

H1569

G

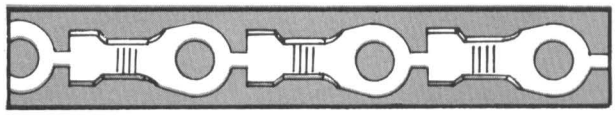

H1855
H1856
H1856B
H1857
H1857B

H

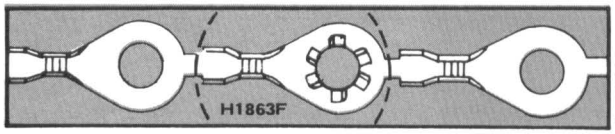

H1863
H1863F
H1863M
H1864

J

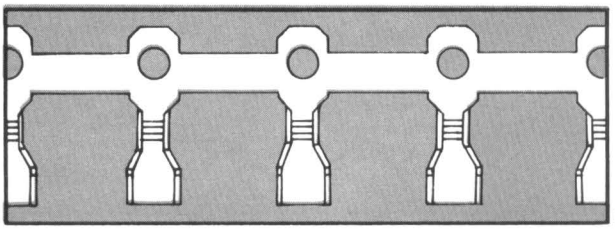

H2693

K

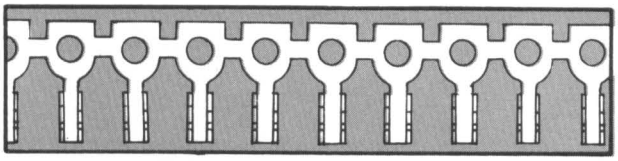

H2715

L

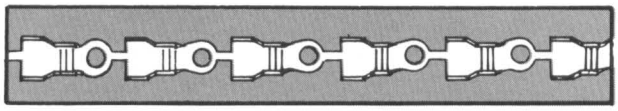

H2718

M

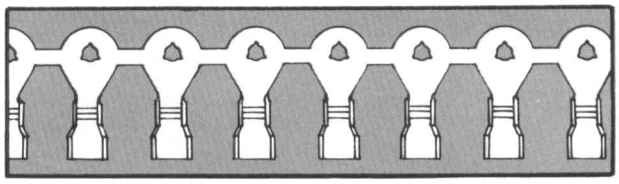

H2726

N

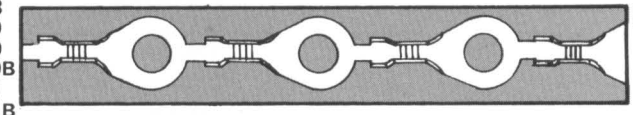

H2758
H2759
H2760
H2760B
H2761
H2761B

P

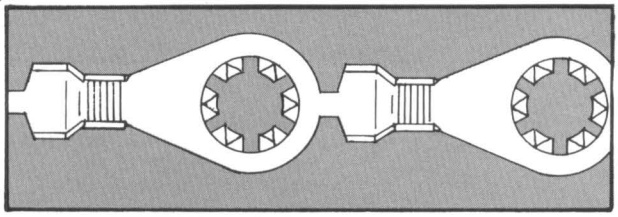

H3592

Q

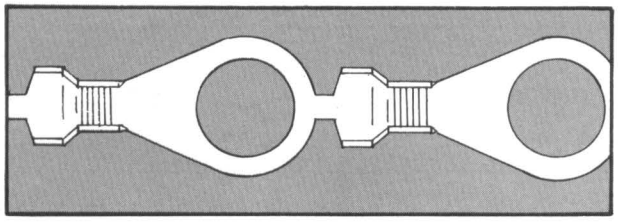

H3594
H3595

R

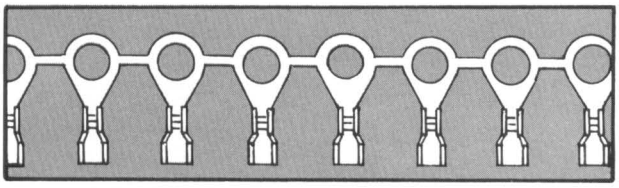

H3906

S

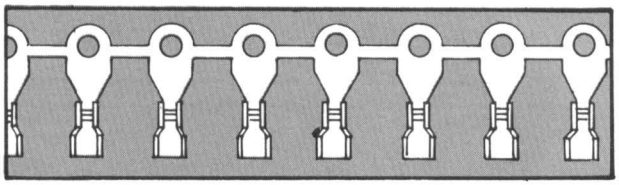

H3907

T

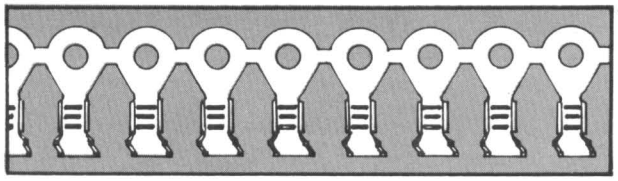

H3930
H3931
H3932

Section 23. (Cont.)

EYE TERMINALS LESS INSUL. SUPPORT

A



H3941
H3942
H3943

B



H2703

C



H1282
H1282B
H1288
H1294
H3530
H3531
H3532

D



H3533

E



H3571
H3572
H3573
H3574

F

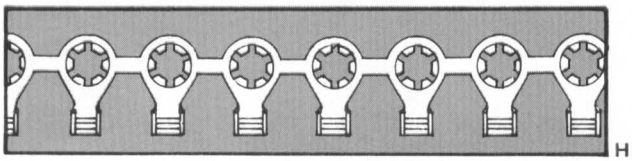

H3909

SLOTTED TERMINALS

G

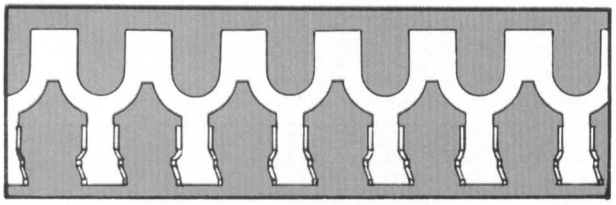

H435E

H

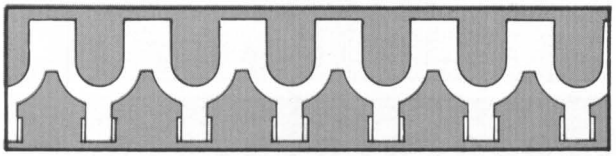

H435F

J

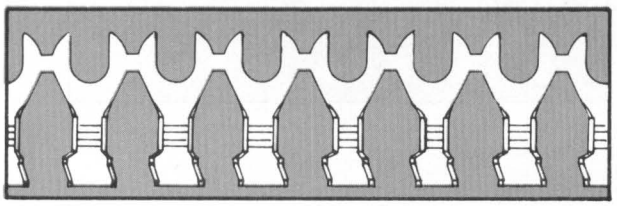

H1289
H1289B
H1852
H1860

SLOTTED TERMINALS (Cont.)

K

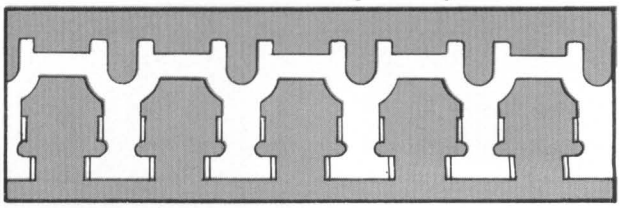

H1535D

L

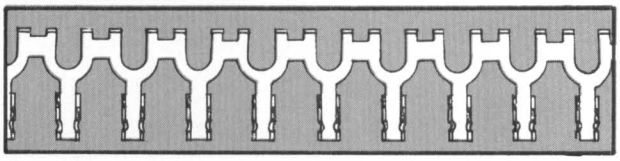

H1537

M

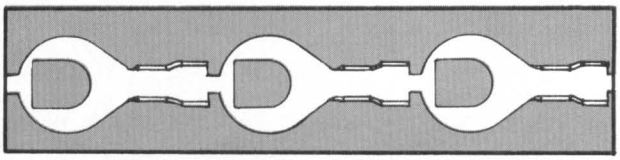

H1863C
H1863D

N

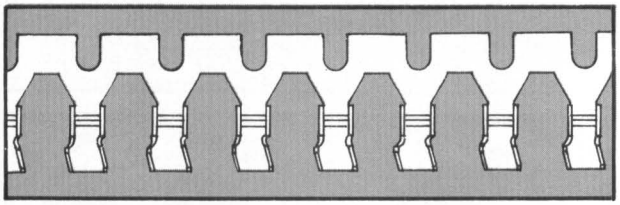

H2711
H2712

P

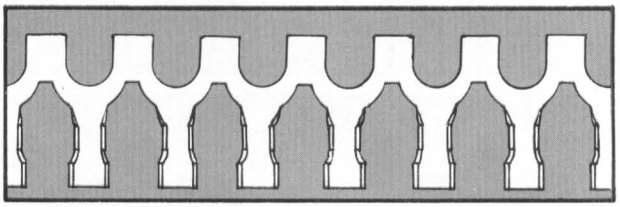

H2713

Q

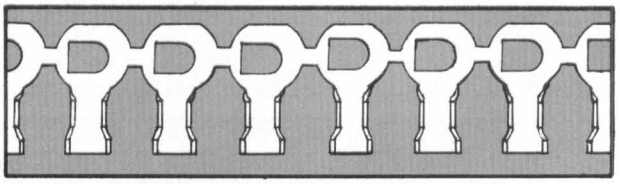

H2720

R

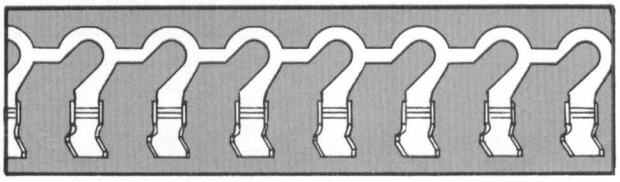

H2763
H2763B

S

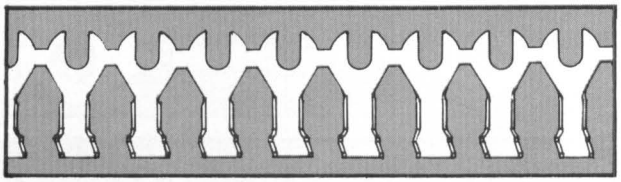

H3936
H3937
H3938

T

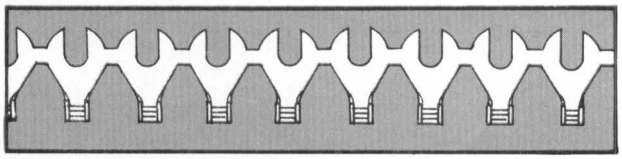

H3946
H3947
H3948

Section 23. (Cont.)

FLAG TERMINALS

A



H219
H219B

B

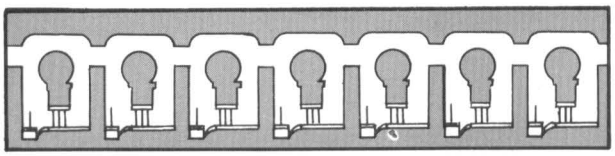

H1570
H1570B
H1570D

C

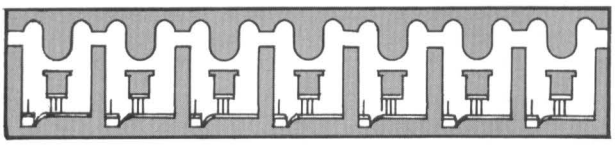

H1570C

D

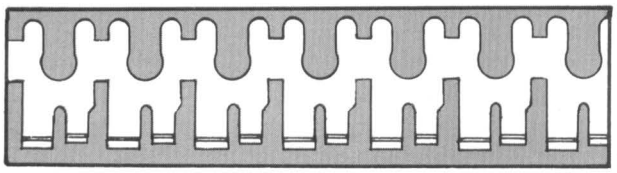

H1573

E

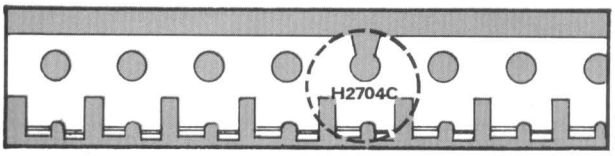

H2704
H2704C

F

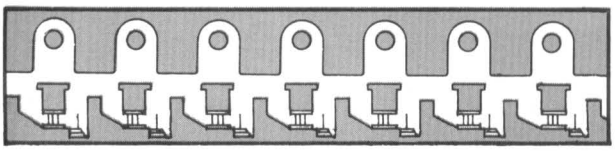

H2706

G



H2717

H

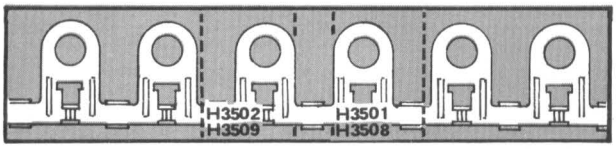

H3501
H3502
H3508
H3509

J

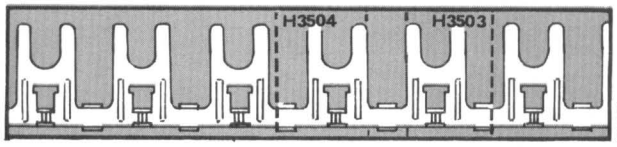

H3503
H3504

EYELET TERMINAL

K



H2680
H2681
H2682
H2686

HIGH and LOW TENSION AUTOMOTIVE TERMINALS

L

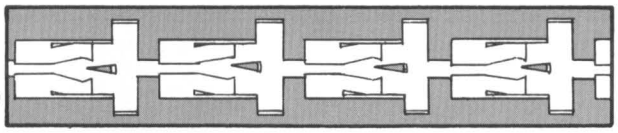

H104
H104D
H104E

M

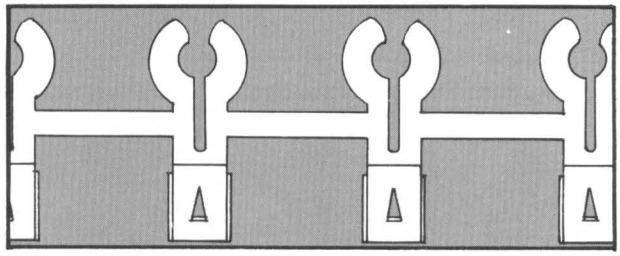

H117

N

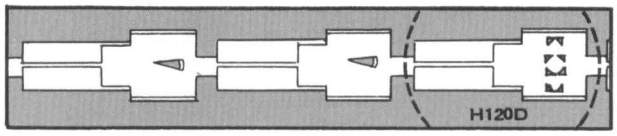

H120
H120B
H120D

P

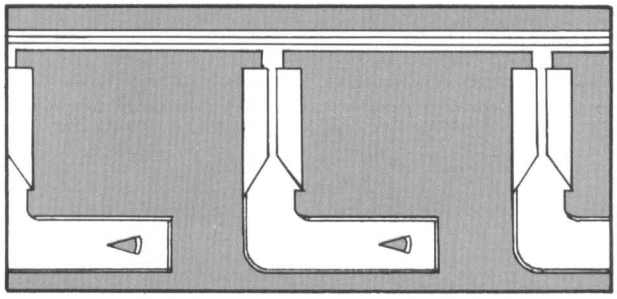

H121
H121B

Q

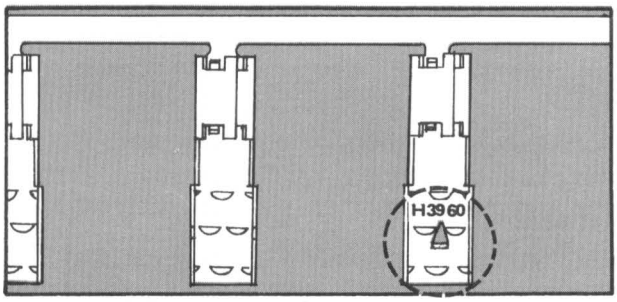

H2770
H2771
H3959
H3960

R

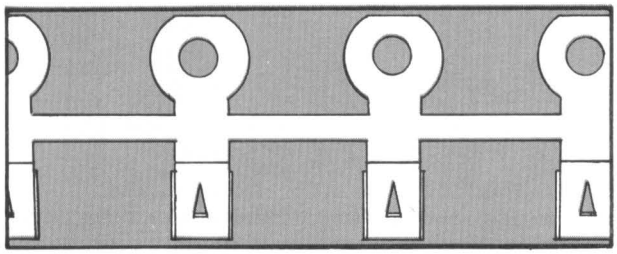

H3505
H3506

S

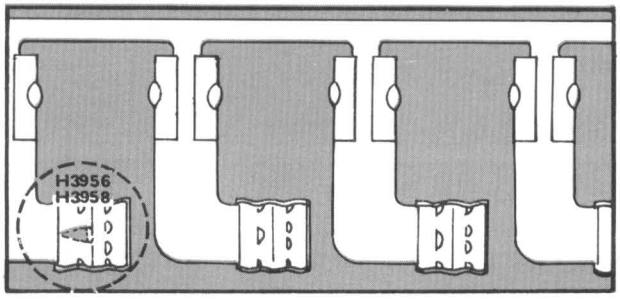

H3955
H3956
H3957
H3958

Section 23. (Cont.)

BULLET TERMINALS

A

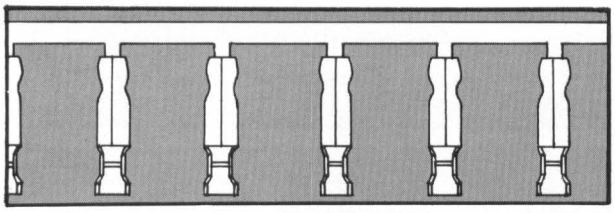

H1280
H1283

B

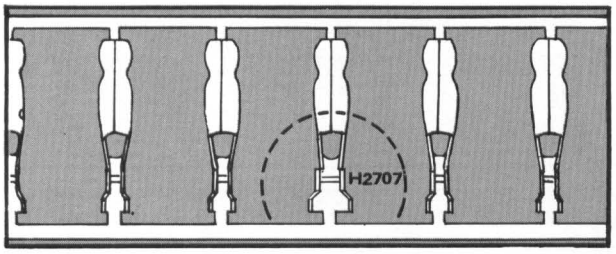

H1552
H2707

C

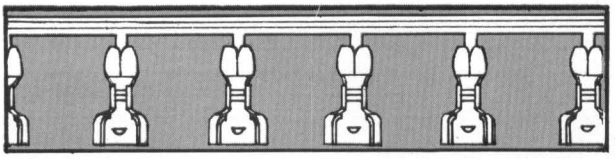

H2721

D

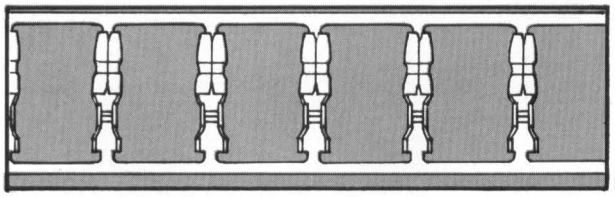

H2782

BULLET RECEPTACLES

E

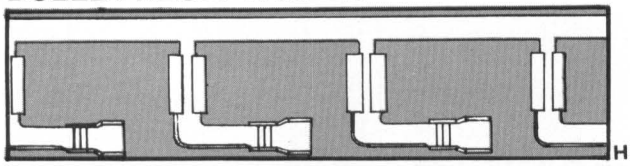

H354

F

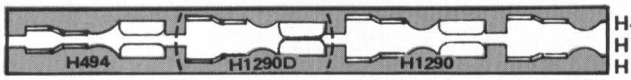

H494
H1290
H1290D

G

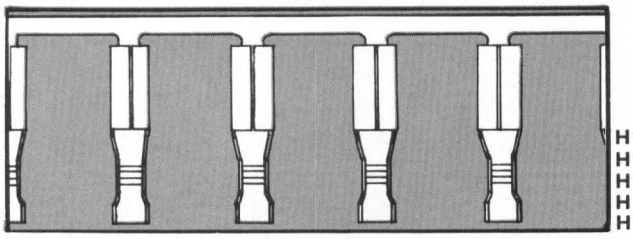

H1285
H1285D
H1286
H1286A
H1286B

H

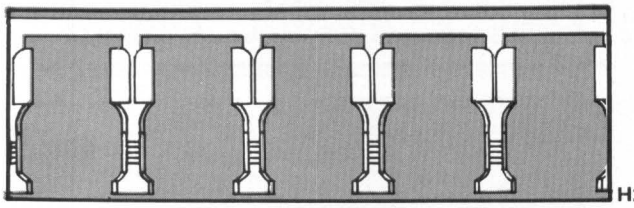

H2264

J

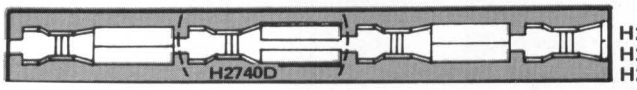

H2740
H2740B
H2740D

K

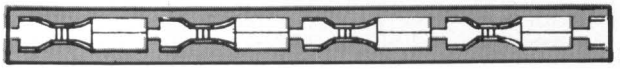

H2743

PIN TERMINALS AND RECEPTACLES

L

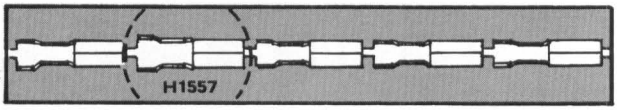

H1279
H1279C
H1557

M

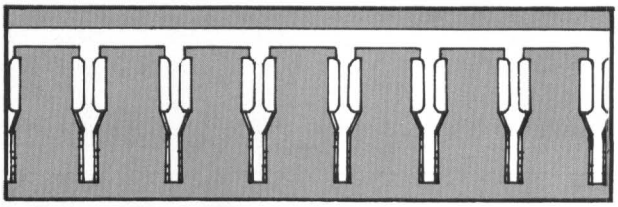

H1861

N

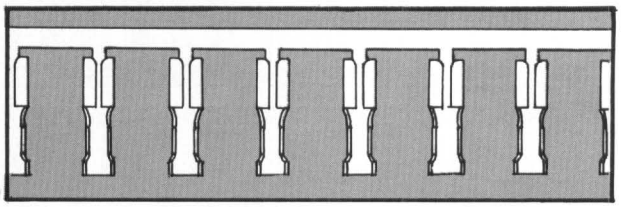

H1867
H1867D

P

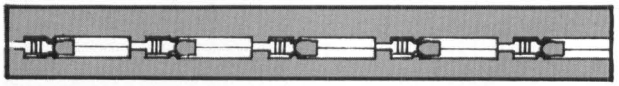

H1874

Q

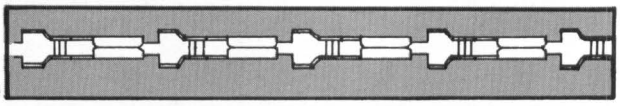

H1878
H1878D

R

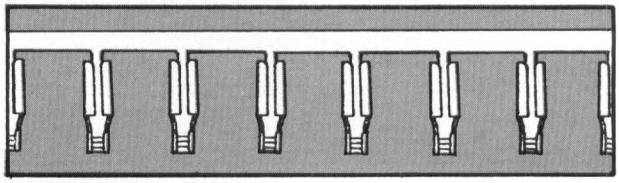

H2263
H3620

S

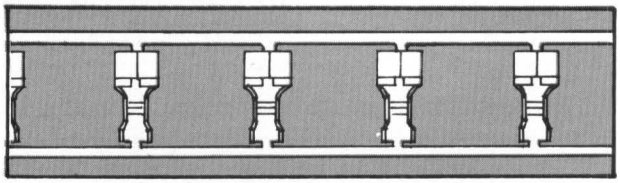

H2764

T

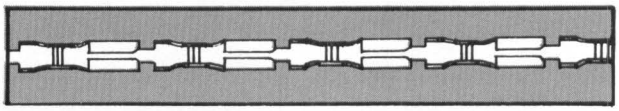

H2765
H2766

U

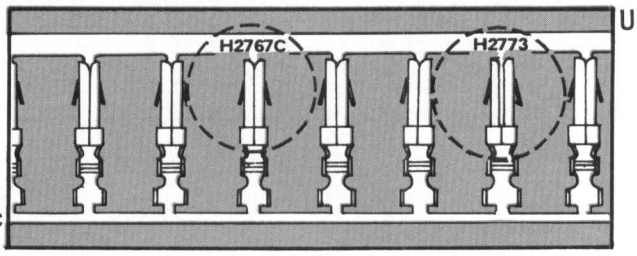

H2767
H2767C
H2773

V

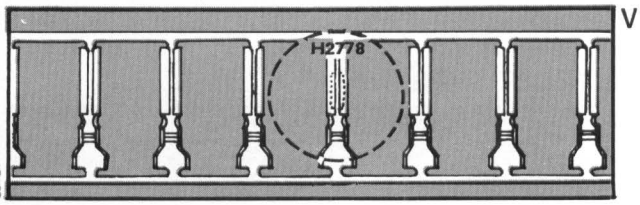

H2775
H2778

Section 23. (Cont.)

PIN TERMINALS AND RECEPTACLES

A

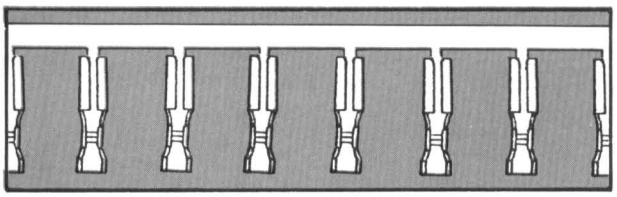

H3621

B

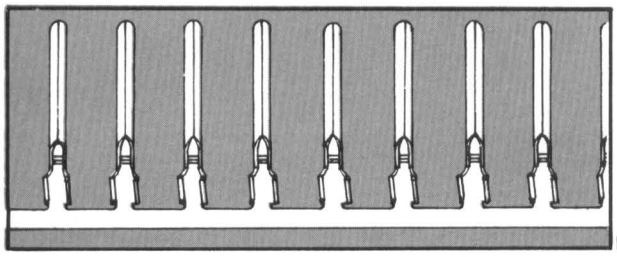

H3986E

C

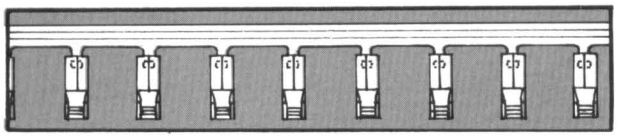

H3999

D

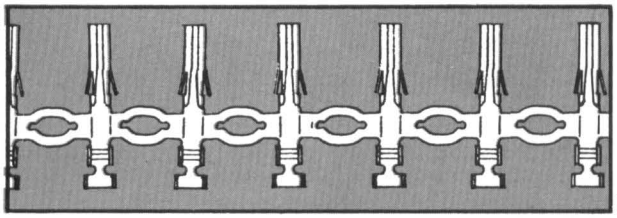

H9001

E

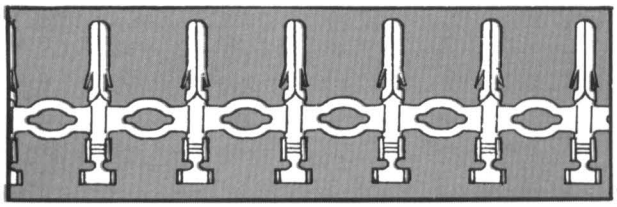

H9002

F

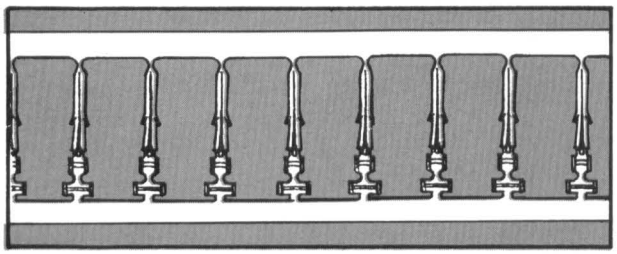

H9007

G

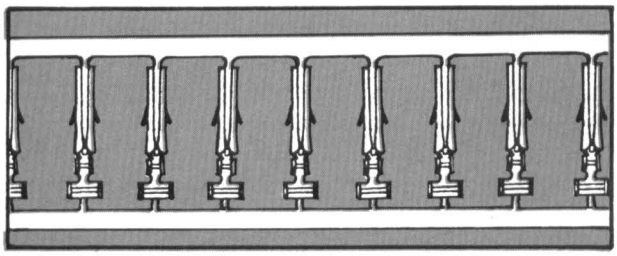

H9008

H

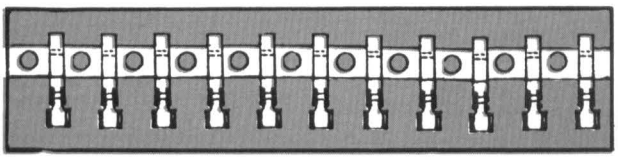

H9012
H9013

SPLICE TERMINALS

J

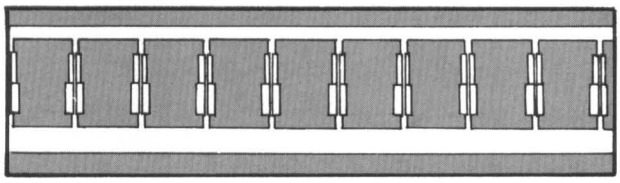

H1504

H1527
H1527A
H1527B
H1527D

K

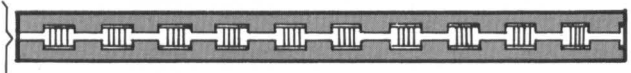

L

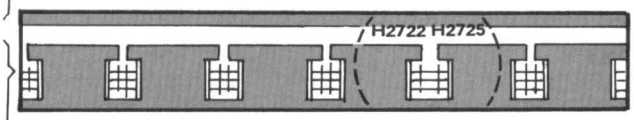

H1574
H1574B
H1574C
H2722
H2725

M

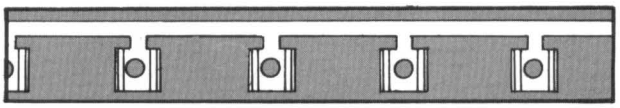

H1581

N

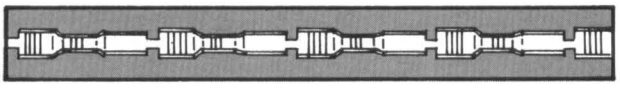

H1859
H1859B

P

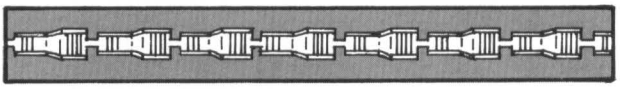

H1872

Q



H1876

R

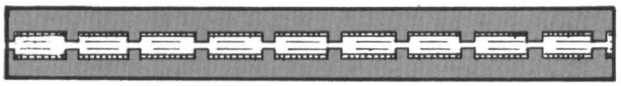

H2554

S

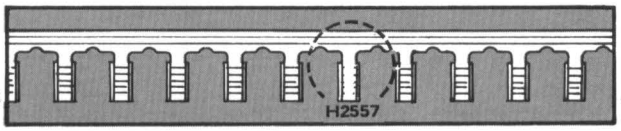

H2555
H2555B
H2557

T

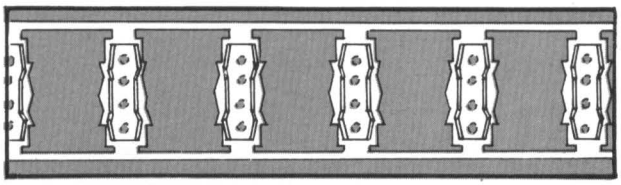

H2562-1
H2563-1
H2564-1

U

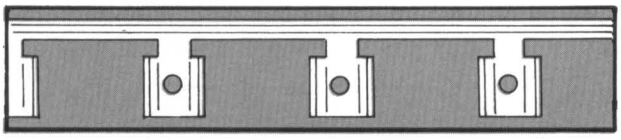

H2708

V

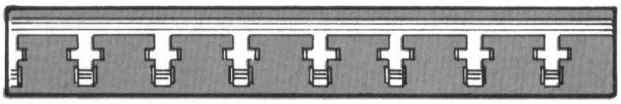

H2714

W

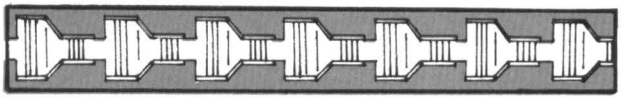

H2716

X



H2731

Y

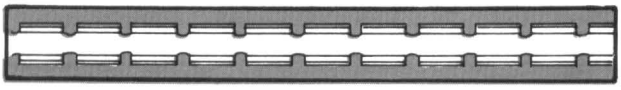

H3586
H3587

Section 23. (Cont.)

PLUG PINS

A

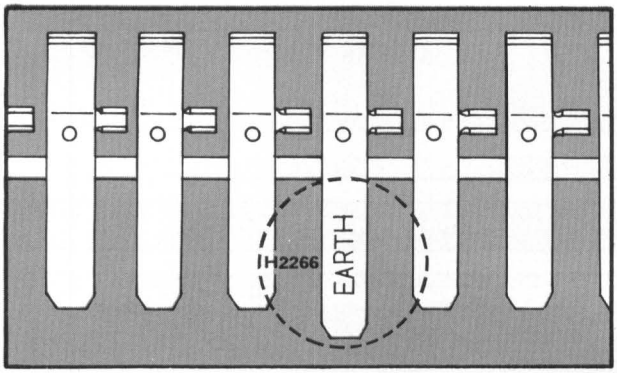

H2265
H2266

B

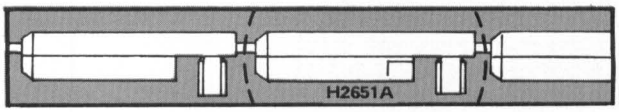

H2651
H2651A

C

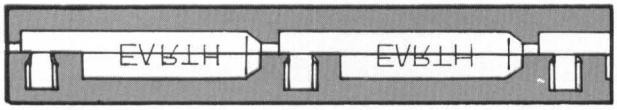

H2652

D

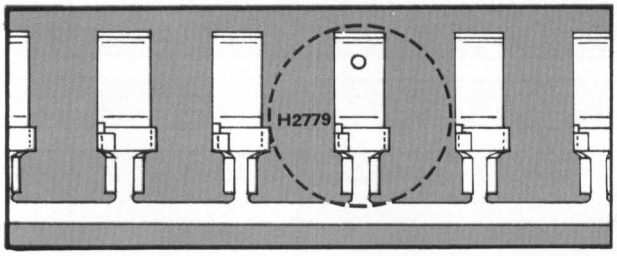

H2779
H2780
H2780A

E

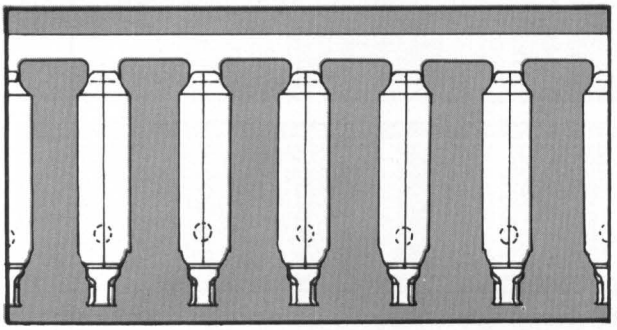

H3961

F

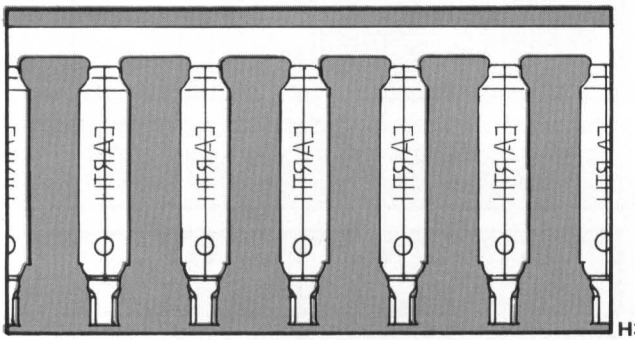

H3962

G

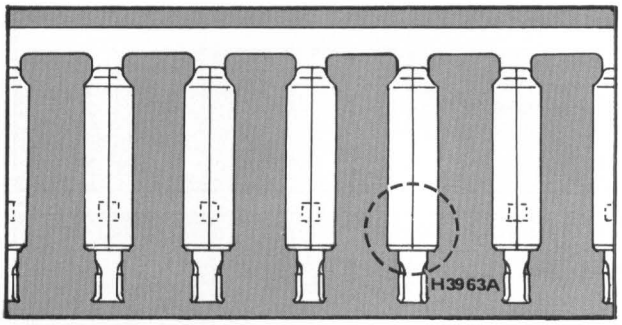

H3963
H3963A

H

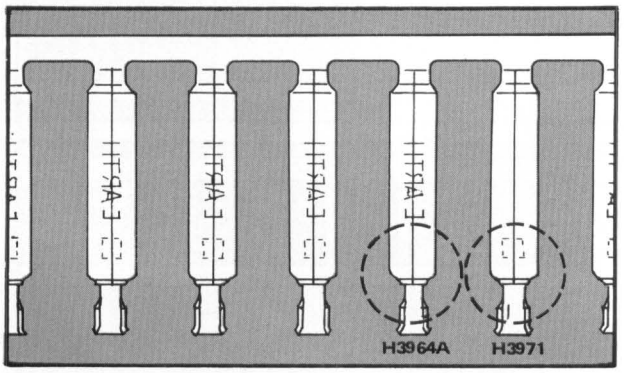

H3964
H3964A
H3971

J

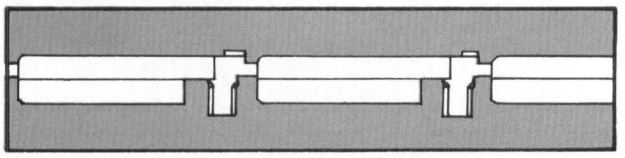

H3966

K

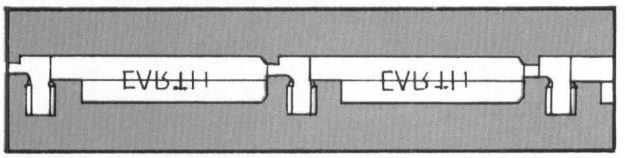

H3967

L

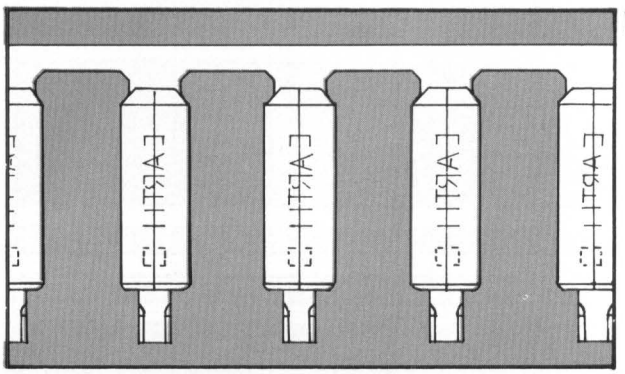

H3968

M

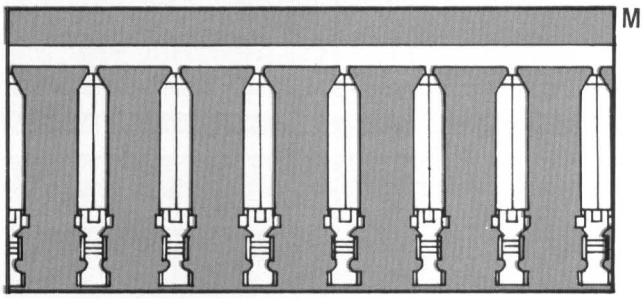

H3972

Section 23. (Cont.)

SPECIAL TERMINALS

A

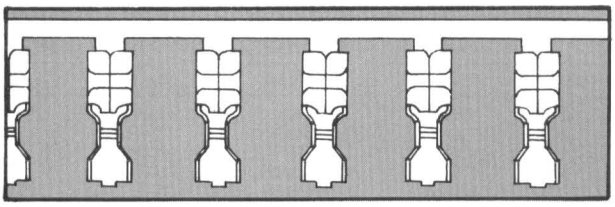

H1011

B

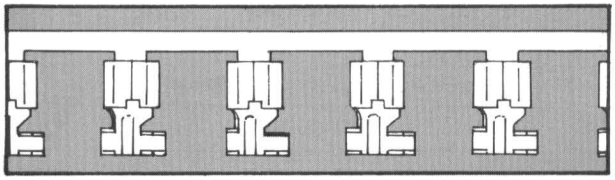

H1174
H1174A

C

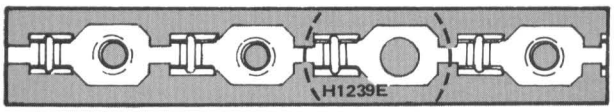

H1239
H1239A
D/E/F
G/J/M

D

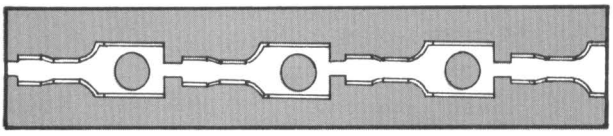

H1868

E

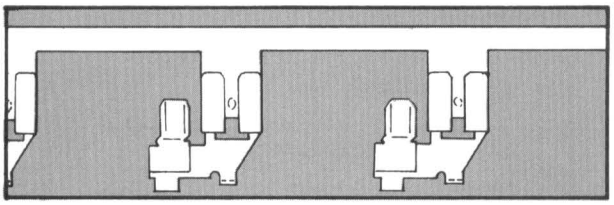

H1964

F

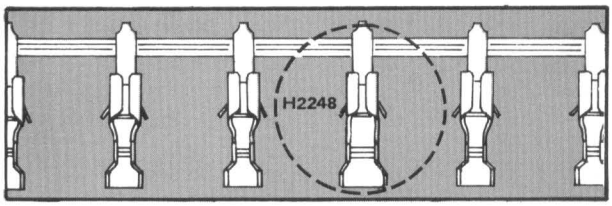

H2247
H2248

G

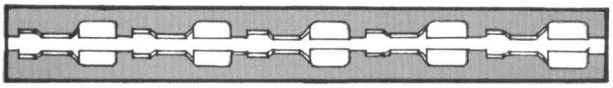

H2691

H

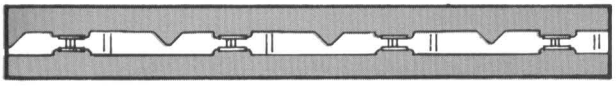

H2692

J

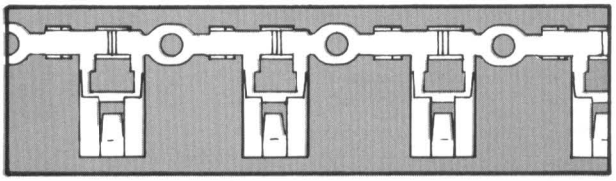

H2723

K

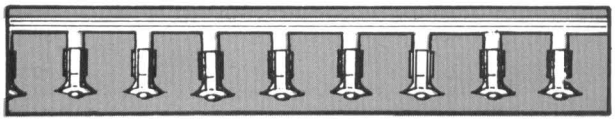

H2727

L

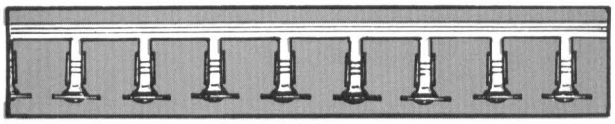

H2728

SPECIAL TERMINALS (Cont.)

M

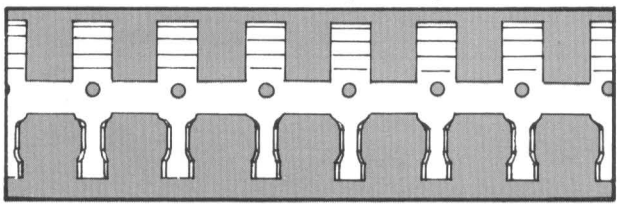

H2772

N

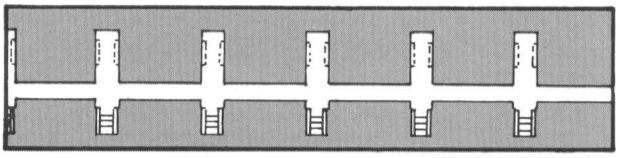

H2842

P

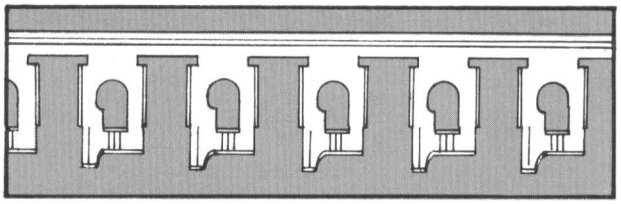

H3905

Q

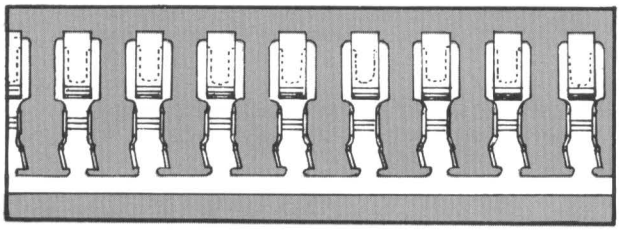

H3980

R

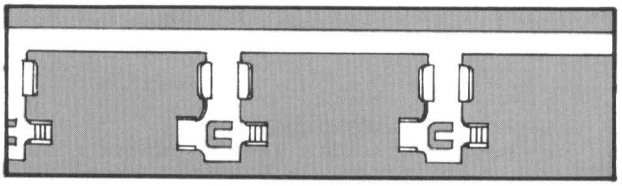

H3987

Secton 24.

MERCHANDISERS AND ASSORTMENT KITS

Illus. Ref. No.

1

H079 AUTOMOTIVE MERCHANDISER

Cat. No.	Description	No. of Packs
H101/D8	7 mm distributor terminal	4
H104/D8	7 mm insulated piece distributor terminal	4
H105/D8	7 mm distributor terminal	4
H120/D8	7 mm spark plug terminal	4
H121/D8	7 mm flag spark plug terminal	4
H231/D6	4.7 mm hole ring tongue terminal	4
H232/D6	4.7 mm hole ring tongue terminal	4
H3988/D1	Pack of 3 x **H3919** and 3 x **H3922**	4
H3989/D1	Pack of 3 x **H3920** and 3 x **H3923**	4
H953/D10	6.3 mm pre-formed Q.C.	4
H3514/D1	7 pole trailer connector	2
H3515P/D1	7 pole trailer connector base chrome plated	4
H1117SS/D1	Straight mounting bracket stainless steel	4
H1118S/D1	90° straight mounting bracket steel	4
H1143/D12	4.7 mm Q.C. receptacle	4
H1192/D10	6.3 mm male Q.C. tab	4
H1909/D10	6.3 mm twin male Q.C. adaptor	2
H2571/D12	4.7 mm male Q.C. tab	4
H2594/D6	No. 1 red supergrip 6.3 mm Q.C. receptacle	4
H2595/D6	No. 2 blue supergrip 6.3 mm Q.C. receptacle	4
H2844/D6	6.3 mm red pre-insulated Q.C. tab	4
H2852/D10	6.3 mm flag receptacle	4
H3363/D1	Fuse holder	4
H3981/D1	Chrome plated connector mounting pack	4
H4115/D6	Red pre-insulated ring tongue 4.7 mm hole	4
H4125/D6	Blue pre-insulated ring tongue 4.7 mm hole	4
H4127/D6	Blue pre-insulated ring tongue 6.3 mm hole	4
H4134/D6	Yellow pre-insulated ring tongue 6.3 mm hole	4

2 **H080 ELECTRICAL CONNECTORS MERCHANDISER**
Stand supplied with headboard and Polypacks or Header Packs to suit electrical parts retailing.

3 **H082 AUTOMOTIVE MERCHANDISER**
Stand supplied with automotive headboard and Polypack/ Header packs to suit automotive parts retailing.

4 **H084 CONNECTOR MERCHANDISER**
Stand supplied with headboard and Polypacks or Header Packs to suit retailers requirements. Suitable for merchandising any UTILUX product.

5 **H086 ELECTRONIC COMPONENTS MERCHANDISER**
Stand supplied with headboard and Polypacks or Header packs to suit electronics parts retailing.

6

H090 AUTO. DISPLAY STAND

Cat. No.	Description	No. of Packs
H851/D23	2-way bullet receptacle	2
H852/D50	Bullet terminals	2
H854/D16	2-way bullet receptacle	2
H860/D13	4-way bullet receptacle	2
H862/D15	4-way bullet receptacle	2
H864/D48	Bullet terminal	2
H1159/D10	Insulated in-line Q.C. adaptor	2
H2047/D20	Closed end connector	2
H2050/D12	Closed end connector	2
H2071/D14	Red crimp link	2
H2072/D13	Blue crimp link	2
H2073/D11	Yellow crimp link	2
H2594/D15	Red pre-insulated Q.C. receptacle	2
H2595/D13	Blue pre-insulated Q.C. receptacle	2
H2596/D9	Yellow pre-insulated Q.C. receptacle	2
H4114/D20	Red supergrip 3.9 mm hole	2
H4115/D20	Red supergrip 4.7 mm hole	2
H4125/D20	Blue supergrip 4.7 mm hole	2
H4127/D18	Blue supergrip 6.3 mm hole	2
H4131/D17	Yellow supergrip 3.9 mm hole	2
H4133/D13	Yellow supergrip 4.7 mm hole	2
H4134/D10	Yellow supergrip 6.3 mm hole	2
H4414/D18	Red supergrip 3.9 mm spade	2
H4423/D18	Blue supergrip 3.9 mm spade	2

Illus. Ref. No.

7

H092 SOLDAPAK SOLDER TAG ASSORTMENT

Cat. No.	Qty. in Kit	Cat. No.	Qty. in Kit.
H248	100	H267	100
H252	100	H463	100
H252A	100	H1554	100
H253	100	H1559	100
H254	100	M1875	100
H255	100	M1938-4	100
H256	100	M1938-8	100
H266	100		

8

H093 SERVICEMAN'S ELEC. REPAIR KIT

Cat. No.	Description	Qty. in Kit
H430	4.7 mm hole eye terminal	25
H953B	20 amp pre-tubed nickel silver Q.C. receptacle	50
H1135	Moulded insulator suits **H953B** Q.C.	15
H1137	Moulded insulator suits **H1969** Q.C.	15
H1138	Moulded insulator suits **H953B** and **H1192**	15
H1145	10 amp flag Q.C. receptacle	25
H1158	20 amp 3-way insulated Q.C. adaptor	5
H1192	20 amp Q.C. tab	25
H3932	5 mm dia. hole eye terminal	25
H1292	6.3 mm hole eye terminal	25
H3931	4.2 mm dia. hole eye terminal	25
H1909	3-way 20 amp Q.C. adaptor	25
H1969	20 amp flag type Q.C. receptacle	50
H2590	10 amp Q.C. receptacle	25
No. 14	Crimping Tool	

NOTE: 20 amp is 6.3 mm Q.C. 10 amp is 4.7 mm Q.C.

H093A SERVICEMAN'S ELEC. REPAIR KIT

As above less Tool

9

H094 ELECTRIC WIRING KIT

Cat. No.	Hole Size mm	Cable Size imperial	Cable Size metric	Description	Qty. in Kit
H1401S	4.7	1/.036-3/.036	1/0,80-7/0,67	Crimplug ,,	25
H1402	6.3	1/.036-3/.036	1/0,80-7/0,67	,, ,,	25
H1403S	4.7	7/.036	7/0,85	,,	25
H1404	6.3	7/.036	7/0,85	,,	25
H1405	6.3	7/.044	7/1,04	,,	25
H1406S	6.3	7/.052	7/1,35	,,	25
H1451	—	1/.036-3/.036	1/0,80-7/0,67	Crimplink ,,	10
H1452	—	7/.036	7/0,85	,,	10
H1453	—	7/.044	7/1,04	,,	10
No. 00	—	1/.036-7/.044	1/0,80-7/1,04	Crimping Tool ,,	1

Solderless crimplugs and crimplinks suits all cables 1/.036" — 7/.044" metric 1/0,80 — 7/1,04

10

H096 AUTO. ELECTRICAL SERVICE KIT

Cat. No.	Description	Qty. in. Kit
H1283	Bullet terminal	8
H1909	6.3 mm Q.C. adaptor	15
H2050	Closed end connector	20
H2071	Red insulated crimp link	15
H2072	Blue insulated crimp link	15
H2087	Red insulated double bullet connector	2
H2594	6.3 mm red supergrip Q.C. receptacle	25
H2853	9.6 mm yellow insulated receptacle	10
H3560	6.3 mm fully insulated Q.C. receptacle	5
H3919	Red supergrip bullet terminal	10
H3920	Blue supergrip bullet terminal	10
H3922	Red insulated bullet receptacle	10
H3923	Blue insulated bullet receptacle	10
H4115	4.8 mm red insulated utilug	20
H4125	4.8 mm blue insulated utilug	20
H4127	6.3 mm blue insulated utilug	10
H4133	4.8 mm yellow insulated utilug	20
H4134	6.3 mm yellow insulated utilug	10
No. 76	Crimping tool	1

H096A AUTO ELECTRICAL SERVICE KIT

As above, less tool

MERCHANDISERS AND ASSORTMENT KITS

1

H079

2



H080

3



H082

4



H084

5



H086

6



H090

7



H092

8

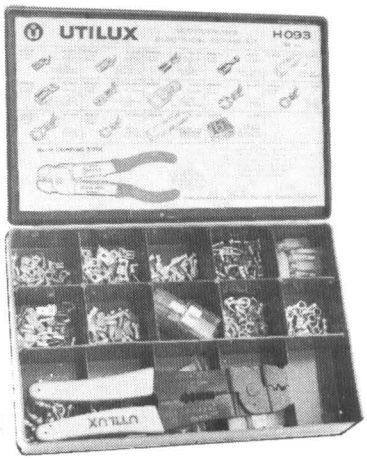

H093 H093A

9

H094

10

H096 H096A

Section 24. (Cont.)

MERCHANDISERS AND ASSORTMENT KITS

Illus. Ref. No. 11

H098 BULLET CONNECTOR ASSORTMENT

Cat. No.	Description	Qty. in Kit.
H851	2-way bullet receptacle	36
H852	Bullet terminal	120
H854	2-way bullet receptacle	18
H860	4-way bullet receptacle	6
H862	4-way bullet receptacle	12
H864	Bullet terminal	60

12

H099 QUICK CONNECT TERMINAL ASST.

Cat. No.	Description	Qty. in Kit
H1131	9.5 mm 30 amp Q.C. receptacle	10
H1137	6.3 mm moulding flag type insulator	10
H1138	6.3 mm standard Q.C. insulator	15
H1192	6.3 mm 20 amp Q.C. blade	10
H1909	6.3 mm 20 amp 3-way Q.C. adaptor	10
H1924	6.3 mm 20 amp Q.C. blade	10
H1961	6.3 mm Q.C. receptacle with locking tang	30
H1962	6.3 mm 20 amp 2 wire Q.C. receptacle	10
H1969	6.3 mm 20 amp flag type Q.C. receptacle	15
H2594	6.3 mm pre-insulated 20 amp Q.C. receptacle	30

Illus. Ref. No. 13

H100 HIGH AND LOW TENSION TERMINAL ASST.

Cat. No.	Description	Qty. in Kit
H101	7 mm H.T. distributor terminal	12
H105	7 mm piercing H.T. distributor terminal	12
H120	7 mm spark plug terminal	18
H121	7 mm right angle spark plug terminal	18
H124	4.7 mm dia. hole flag terminal	12
H231	L.T. 4.7 mm dia. hole eye terminal	24
H232	4.7 mm dia. hole eye terminal	36
H233	6.3 mm dia. hole eye terminal	12
H234	4.7 slot terminal	12
H236	11.1 mm dia. hole eye terminal	12
H236A	5.5 mm dia. hole eye terminal	12
H237	3.1 mm dia. hole eye terminal	12
H3932	5 mm dia. hole eye terminal	12
H3505	H.T. spark plug terminal	12

14

H613 LOW TENSION TERMINAL ASST.

Cat. No.	Description	Qty. in Kit
H124	4.7 mm dia. hole flag terminal	12
H231	L.T. 4.7 mm dia. hole eye terminal	24
H232	4.7 mm dia. hole eye terminal	36
H233	6.3 mm dia. hole eye terminal	12
H234	4.7 mm slot terminal	12
H236	11.1 mm dia. hole eye terminal	12
H236A	5.5 mm dia. hole eye terminal	12
H237	3.1 mm dia. hole eye terminal	12
H3932	5 mm dia. hole eye terminal	12

15

H614 HIGH TENSION TERMINAL ASST.

Cat. No.	Description	Qty. in Kit
H101	7 mm H.T. distributor terminal	12
H105	7 mm piercing H.T. distributor terminal	12
H119	Steel spark plug terminal	12
H120	7 mm spark plug terminal	12
H121	7 mm right angle spark plug terminal	12
H3505	H.T. spark plug terminal	12

Section 25.

TELECOMMUNICATIONS CABLE SPLICING

The system consists of insulation piercing connectors **H2562-1, H2563-1, H2564-1**.
The connectors are range-taking and suitable for use with the following single core conductors:
Conductors suitable for jointing in the following connectors **H2564-1** (yellow), **H2562-1** (red) and **H2563-1** (blue) for two-wire in-line spicing:

Insulants of Conductors

Paper — helically wound, pulp paper and sealed paper.
Polyethylene — polyethylene, cellular-polyethylene, silicone grease-filled cellular-polyethylene.

Telephone Cable Connectors

Crimping Machines — No. 50 Hydraulic — Utimatic Machine
— No. 52 Manual — Utimanual Machine

The connector is electro-tin plated (bright acid tin) to provide stable electrical conductivity.

Conductor Size mm	Copper/ Aluminium	Paper/ Polyethylene Paper/Pe	H2564-1 Yellow	H2562-1 Red	H2563-1 Blue
0.32	Copper	Paper	X	X	—
0.40	Copper	Paper	X	X	—
0.40	Copper	Pe	X	X	—
0.51	Copper	Paper	X	X	—
0.51	Copper	Pe	X	X	—
0.64	Copper	Paper	—	X	X
0.64	Copper	Pe	—	X	X
0.90	Copper	Paper	—	X	X
0.90	Copper	Pe	—	—	X
0.52	Aluminium	Paper	X	X	—
0.81	Aluminium	Paper	—	X	X
1.15	Aluminium	Paper	—	—	X

MERCHANDISERS AND ASSORTMENT KITS (Cont.)

11

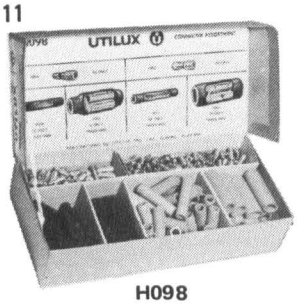

H098

12

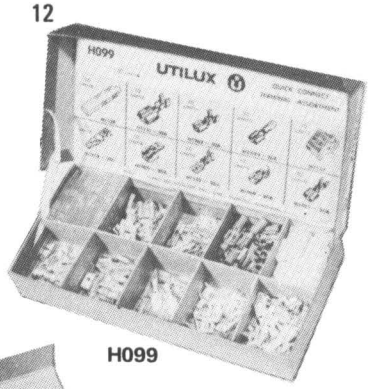

H099

13



H100

14



H613

15



H614

TELECOMMUNICATIONS CABLE SPLICING



H2562-1
H2564-1

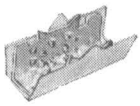

H2563-1

1



No. 50 (UTIMATIC)

2





No. 52 (UTIMANUAL)

Section 26.

Q.C. MOULDED CONNECTORS

Illus. No.	Cat. No.	Type	Material	Colour	Terminal	Dimension in mm A	B	C	D	E	G
1	H3300	20-Way Recept. No. 1 to 20	Phenolic Formaldehyde	Black	**H1924G**	110.3	39.0	54.0	49.3	12.7	—
2	H3301	10-Way Plug No. 1 to 20	Phenolic Formaldehyde	Black	**H3555, H1956D or H1962G**	40.5	26.5	49.2	41.9	14.9	—
3	H3302	10-Way Plug No. 1 to 20	Phenolic Formaldehyde	Black	**H3555, H1956B, or H1962B**	40.5	26.5	49.2	41.9	14.9	—
Sealed Unit Cluster Connectors											
1	H1012	Cluster Receptacle	Phenolic Formaldehyde	Black	**H1011**	31.3	19.6	9.2	7.8	6.9	8.4
2	H1013	Cluster Receptacle	Phenolic Formaldehyde	Black	**H1011**	32.5	18.9	7.8	—	—	8.4
		Multiple Moulded Connector suitable for low horse-power hermetically sealed Compressors. Snap-on action to hermetic terminal pins. Either **H1012** or **H1013** are adaptable to any variation of angle assembly. Guaranteed fully insulated — for use on 2.3 mm diameter pins. Assembly is complete with three **H1011** cluster terminals as illustrated.									
Pakalok Moulded Connectors											
1	H2092	10-Way Plug	Polypropylene	Black	**H2247 or H2248**	37.8	23.5	19.8	34.4	—	—
2	H2290	3-Way Plug	Nylon	White	**H2247 or H2248**	23.3	24.0	11.0	—	—	—
3	H2291	3-Way Receptacle	Nylon	White	**H2247 or H2248**	36.4	24.3	13.7	29.2	3.3	—
—	H2292	3-Way Combination Pack Comprising: (1) **H2290** and (6) **H2247**, or (6) **H2248**									
4	H2297	1-Way Plug	Nylon	White	**H2247 or H2248**	19.1	8.2	8.5	—	—	—
5	H2298	1-Way Receptacle	Nylon	White	**H2247 or H2248**	11.2	28.8	11.6	7.9	—	—
7	H2299	4-Way Receptacle	Nylon	White	**H2247 or H2248**	20.0	29.0	20.5	14.6	—	—
6	H2300	4-Way Plug	Nylon	White	**H2247 or H2248**	27.4	28.9	17.6	14.7	3.2	
8	H2821	12-Way Plug	Nylon	White	**H2247 or H2248**	40.5	28.9	24.6	28.0	—	—
9	H2822	12-Way Receptacle	Nylon	White	**H2247 or H2248**	33.5	28.9	27.6	28.0	—	—

Snap-lock design provides full insulation over terminal. All connectors are polarized.

Mouldings have high di-electric strength and are laboratory tested. Available in nine colours on application.

Section 27.

TERMINAL INSULATORS

Illus. No.	Cat. No.	Material	Colour	Suit Tab Receptacle	Dimensions in mm A	B	C	D	Max. Recomm. Operating Temp.	Chemical Property	Notes
1	H1135	P.V.C.	Clear	All 6.3 mm Straight Recept.	27.8	9.5	5.5	—	To 85°C	Resists Acids & Alkalies	—
1	H1135A	P.V.C.	Black	All 6.3 mm Straight Recept.	27.8	9.5	5.5	—	To 85°C	Resists Acids & Alkalies	—
1	H1135B	P.V.C.	Red	All 6.3 mm Straight Recept.	27.8	9.5	5.5	—	To 85°C	Resists Acids & Alkalies	—
1	H1135C	P.V.C.	Opaque Nat.	All 6.3 mm Straight Recept.	27.8	9.5	5.5	—	To 105°C	Resists Acids & Alkalies	High Temp.
1	H1135G	P.V.C.	Green	All 6.3 mm Straight Recept.	27.8	9.5	5.5	—	To 85°C	Resists Acids & Alkalies	—
2	H1136	P.V.C.	Clear	**H1131, H2837**	32.2	13.1	6.7	—	To 85°C	Resists Acids & Alkalies	—
2	H1136A	P.V.C.	Black	**H1131, H2837**	32.2	13.1	6.7	—	To 85°C	Resists Acids & Alkalies	—
2	H1136C	P.V.C.	White	**H1131, H2837**	32.2	13.1	6.7	—	To 105°C	Resists Acids & Alkalies	High Temp.
11	H1137	Polyethylene	Clear	**H1191, H1969, H2591, H2593**	10.6	6.2	3.3	—	To 85°C	Resists Acids & Alkalies	Book Type
11	H1137D	Nylon	Clear	**H1191, H1969, H2591, H2593**	10.6	6.2	3.3	—	To 100°C	Affected by Strong Acids	Book Type
3	H1138	P.V.C.	Clear	All 6.3 mm Straight Recept.	40.7	6.2	5.3	—	To 85°C	Resists Acids & Alkalies	—
3	H1138A	P.V.C.	Black	All 6.3 mm Straight Recept.	40.7	6.2	5.3	—	To 85°C	Resists Acids & Alkalies	—
3	H1138B	P.V.C.	Red	All 6.3 mm Straight Recept.	40.7	6.2	5.3	—	To 85°C	Resists Acids & Alkalies	—
3	H1138C	P.V.C.	Opaque Nat.	All 6.3 mm Straight Recept.	40.7	6.2	5.3	—	To 105°C	Resists Acids & Alkalies	High Temp.
4	H1139	P.V.C.	Clear	All 2 Wire Straight Q.C. Recept.	27.8	9.5	5.5	—	To 85°C	Resists Acids & Alkalies	—
4	H1139A	P.V.C.	Black	All 2 Wire Straight Q.C. Recept.	27.8	9.5	5.5	—	To 85°C	Resists Acids & Alkalies	—
4	H1139B	P.V.C.	Red	All 2 Wire Straight Q.C. Recept.	27.8	9.5	5.5	—	To 85°C	Resists Acids & Alkalies	—
12	H2085	Polyethylene	Clear	**H1965**	14.6	7.0	7.6	—	To 85°C	Resists Acids & Alkalies	—
12	H2085A	Polyethylene	Black	**H1965**	14.6	7.0	7.6	—	To 85°C	Resists Acids & Alkalies	—
12	H2085B	Polyethylene	Red	**H1965**	14.6	7.0	7.6	—	To 85°C	Resists Acids & Alkalies	—
5	H2088	P.V.C.	Clear	**H1143, H1968, H2590**	22.6	7.9	5.1	—	To 85°C	Resists Acids & Alkalies	—
5	H2088A	P.V.C.	Black	**H1143, H1968, H2590**	22.6	7.9	5.1	—	To 85°C	Resists Acids & Alkalies	—
5	H2088B	P.V.C.	Red	**H1143, H1968, H2590**	22.6	7.9	5.1	—	To 85°C	Resists Acids & Alkalies	—
6	H2089	P.V.C.	Clear	All 2 Wire 6.3 mm Straight Tab & Recept.	39.7	10.5	5.9	—	To 85°C	Resists Acids & Alkalies	—
6	H2089A	P.V.C.	Black	All 2 Wire 6.3 mm Straight Tab & Recept.	39.7	10.5	5.9	—	To 85°C	Resists Acids & Alkalies	—
6	H2089B	P.V.C.	Red	All 2 Wire 6.3 mm Straight Tab & Recept.	39.7	10.5	5.9	—	To 85°C	Resists Acids & Alkalies	—
17	H2090	Polypropylene	Black	**H1924**	32.4	13.2	10.4	11.2	—	—	—
18	H2091	Polypropylene	Black	**H1960, H1961, H3555, H1962, H1963, H3782**	18.9	10.4	8.1	10.1	—	—	—
14	H2093	Polypropylene	Clear	All 4.8 mm Flag Recept.	15.7	10.3	4.4	—	To 85°C	Resists Acids & Alkalies	—
14	H2093A	Polypropylene	Black	All 4.8 mm Flag Recept.	15.7	10.3	4.4	—	To 85°C	Resists Acids & Alkalies	—
14	H2093B	Polypropylene	Red	All 4.8 mm Flag Recept.	15.7	10.3	4.4	—	To 85°C	Resists Acids & Alkalies	—
13	H2094	Polyethlene	Clear	**H1145**	12.2	6.8	4.7	—	To 85°C	Resists Acids & Alkalies	Book Type
13	H2094A	Polyethlene	Black	**H1145**	12.2	6.8	4.7	—	To 85°C	Resists Acids & Alkalies	Book Type
13	H2094B	Polyethlene	Red	**H1145**	12.2	6.8	4.7	—	To 85°C	Resists Acids & Alkalies	Book Type
16	H2095	Glass Filled Nylon	Black	**H2839B**	18.9	6.4	4.4	—	To 180°C	Resists Acids & Alkalies	High Temp.
19	H2096	Glass Filled Nylon	Black	**H2834/B** and **H2835/B**	23.0	9.3	6.6	—	To 180°C	Resists Acids & Alkalies	High Temp.
19	H2096B	Type 66 Nylon	Clear	**H2834 & H2835**	23.0	9.3	6.6	—	To 108°C	Resists Acids & Alkalies	Improved slip-on version of **H2096**
15	H2791	P.V.C.	Clear	All 6.3 mm Flag Type **H1969**	17.1	11.2	4.7	—	To 85°C	Resists Acids & Alkalies	Slip-on Type
15	H2791A	P.V.C.	Black	All 6.3 mm Flag Type **H1969**	17.1	11.2	4.7	—	To 85°C	Resists Acids & Alkalies	Slip-on Type
7	H2792	P.V.C.	Clear	**H2590**	34.2	8.2	5.3	—	To 859C	Resists Acids & Alkalies	—
8	H2794	P.V.C.	Clear	**H2882, H1131, H2837**	51.6	15.4	7.4	—	To 85°C	Resists Acids & Alkalies	—
20	H2801	Nylon Type 66	Clear	**H2590**	18.0	7.4	5.3	—	To 100°C	—	—
21	H2802	Nylon Type 66	Clear	**H1971-2-3-4**	23.1	9.6	6.9	—	To 100°C	—	—
9	H2805	Soft P.V.C.	Clear	**H2782, H2781/H2805** are mated							
				H2743/H2806 are mated	14.0	5.0	—	—	To 70°C	—	—
10	H2806	Soft P.V.C.	Clear	**H2743**	33.0	6.5	—	—	To 70°C	—	—

Q.C. MOULDED CONNECTORS

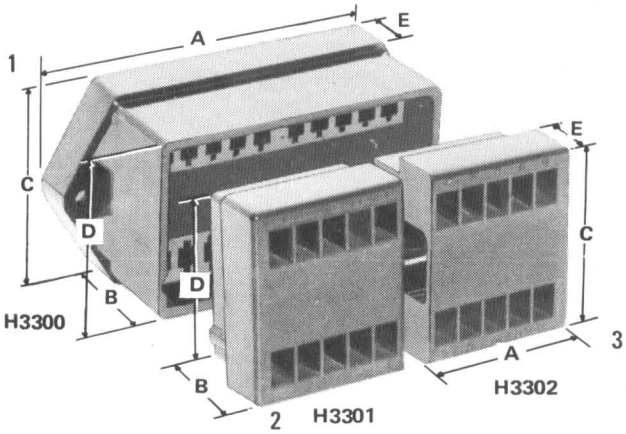

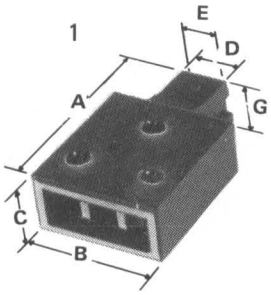

H1012

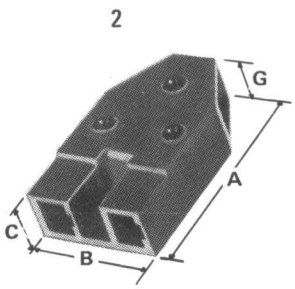

H1013

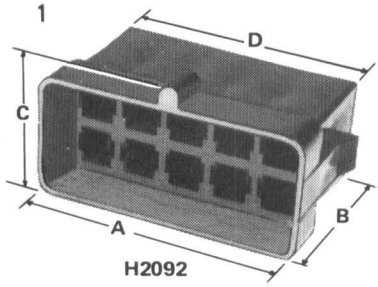

H2092

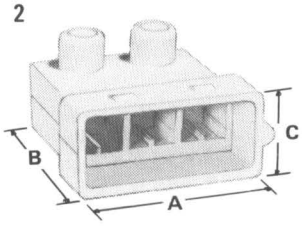

H2290

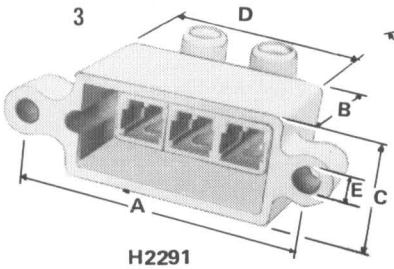

H2291

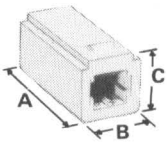

H2297

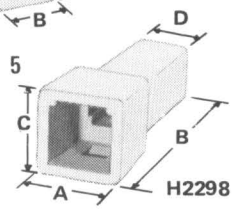

H2298

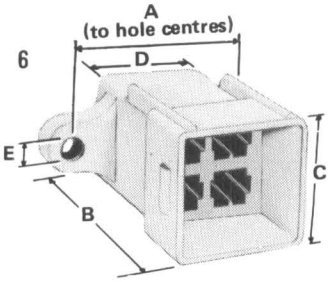

H2300

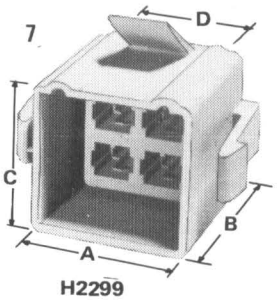

H2299

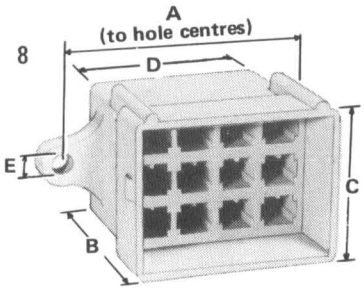

H2821

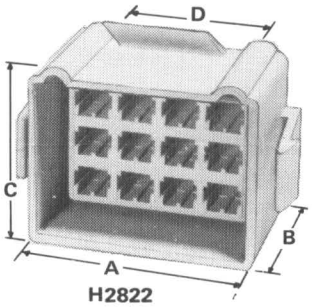

H2822

TERMINAL INSULATORS

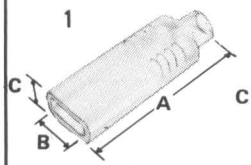

H1135 & A, B, C, G

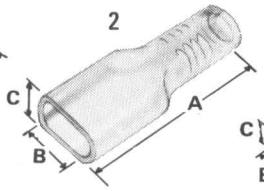

H1136 & A, C

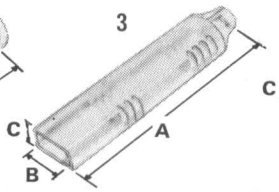

H1138 & A, B, C

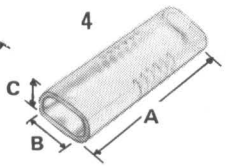

H1139 & A, B

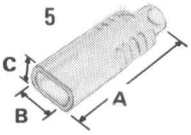

H2088 & A, B

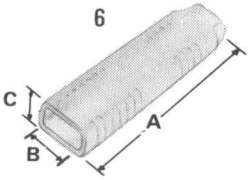

H2089 & A, B

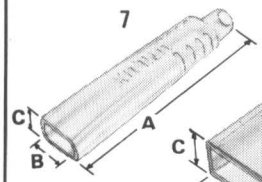

H2792

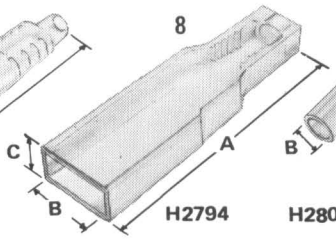

H2794

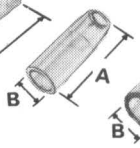

H2805

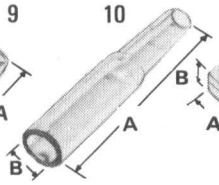

H2806

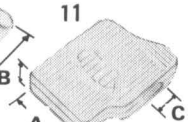

H1137 & D

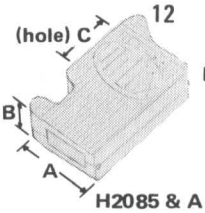

H2085 & A, B

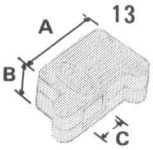

H2094 & A, B

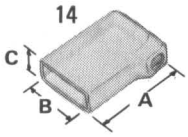

H2093 & A, B

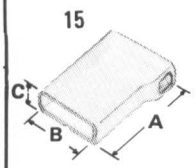

H2791 & A

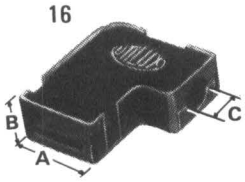

H2095



H2090

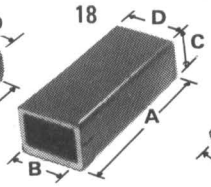

H2091



H2096 & B

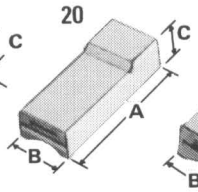

H2801

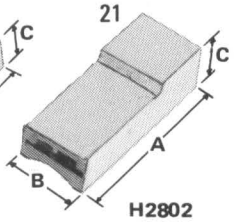

H2802

Section 28.

CRIMP ON INSULATORS

Illus. No.	Cat. No.	Material	Colour	Suit Tab Receptacle	Dimensions in mm A	B	C	Max. Recomm. Operating Temp.	Chemical Property	Notes
1	H2659	Rigid P.V.C.	Clear	**H1285, H1286, H494**	33.4	5.8	—	To 70°C	—	—
2	H2662	Rigid P.V.C.	Red	**H1285, H1286, H494**	13.3	5.8	—	To 70°C	—	—
3	H2663	Rigid P.V.C.	Clear	**H1867, H1867D, H1878, H1144, H2765, H2766, H2775**	19.4	4.3	3.4	To 70°C	—	—
4	H2664	Rigid P.V.C.	Clear	All 6.3 mm Straight Recept.	23.8	8.4	3.5	To 70°C	—	—
5	H2665	Rigid P.V.C.	Clear	**H1867, H1867D, H1878, H2765, H2766, H2775**	19.4	4.2	—	To 70°C	—	—
4	H2667	Rigid P.V.C.	Clear	**H1972, H1072**	38.1	10.2	3.4	To 70°C	—	—
6	H2671	Rigid P.V.C.	Clear	**H1878, H2775**	19.4	3.5	4.4	To 70°C	—	—

Section 29.

SPECIAL MOULDINGS

1	H1928	Nylon	Clear	Tabs **H1929 & H1930**	19.0	13.0	8.0	—	—	Fits 14.3 mm Slot
2	H3307	Nylon	Clear	**H3628**	15.0	19.6	10.0	—	—	—
3	H3308	Nylon	Clear	**H3628**	25.0	19.6	10.0	—	—	—
4	H3309	Nylon	Clear	**H3555**	25.0	21.0	15.5	—	—	4-way moulded insulator

Section 30.

6.3 mm Q.C. CONNECTOR HOUSINGS

Illus. No.	Cat. No.	Type	No. of Circuits	Dimensions in mm A	B	C	Suit Tab or Receptacle
1	H3324-2	F	2	24.8	10.3	15.3	**H1956E, H3555, H3702** (6.3 mm Q.C. Rec.)
2	H3321-2	M	2	28.6	13.6	19.0	**H2832, H2857** (6.3 mm Q.C. Tab.)
4	H3324-3	F	3	24.5	12.9	16.6	**H1956E, H3555, H3702** (6.3 mm Q.C. Rec.)
3	H3321-3	M	3	28.5	16.6	20.4	**H2832, H2857** (6.3 mm Q.C. Tab.)
11	H3326-3	FB	3	24.5	16.6	26.7	**H1956E, H3555, H3702** (6.3 mm Q.C. Rec.)
6	H3324-4	F	4	24.5	19.0	14.0	**H1956E, H3555, H3702** (6.3 mm Q.C. Rec.)
5	H3321-4	M	4	28.7	22.8	16.0	**H2832, H2857** (6.3 mm Q.C. Tab.)
9	H3321-6	M	6	28.7	32.0	15.9	**H2832, H2857** (6.3 mm Q.C. Tab.)
8	H3327-6	FL & B	6	24.5	37.9	13.9	**H1956E, H3555, H3702** (6.3 mm Q.C. Rec.)
7	H3322-6	ML	6	28.5	31.7	15.9	**H2832, H2857** (6.3 mm Q.C. Tab.)
10	H3326-6	FB	6	24.5	28.1	13.9	**H1956E, H3555, H3702** (6.3 mm Q.C. Rec.)

CRIMP ON INSULATORS

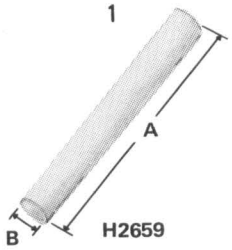

H2659

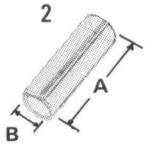

H2662

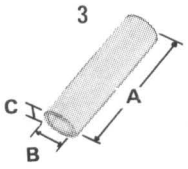

H2663

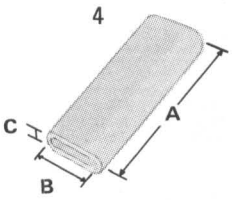

H2664
H2667

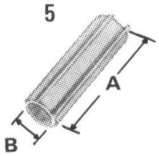

H2665

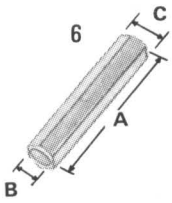

H2671

SPECIAL MOULDINGS

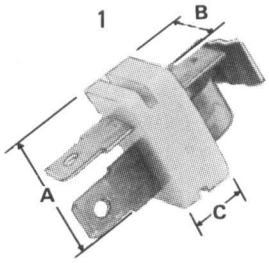

H1928
(Moulding only)

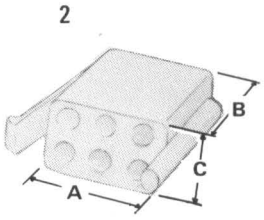

H3307

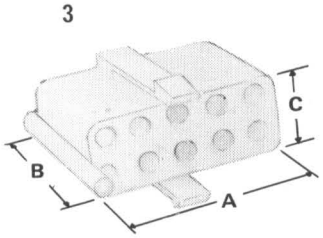

H3308

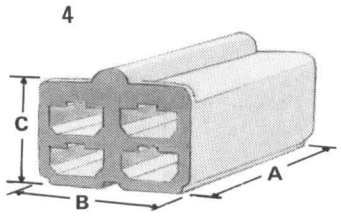

H3309

6.3 mm Q.C. CONNECTOR HOUSINGS

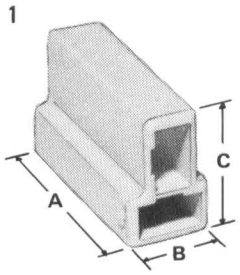

H3324-2

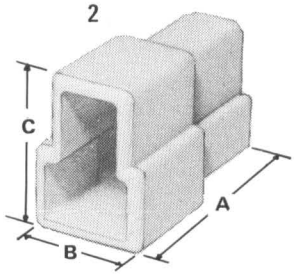

H3321-2

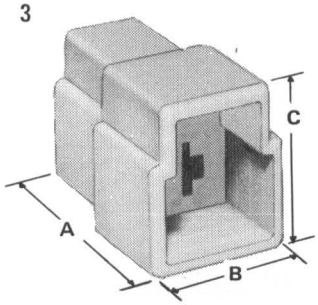

H3321-3

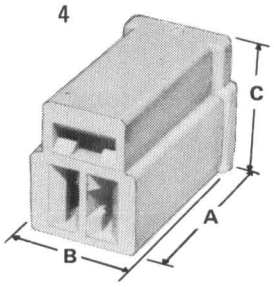

H3324-3

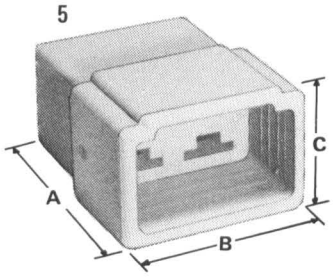

H3321-4

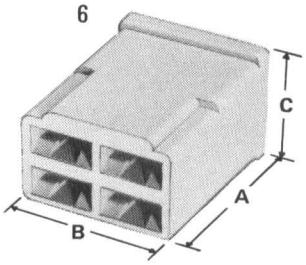

H3324-4

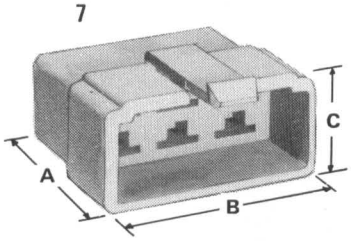

H3322-6

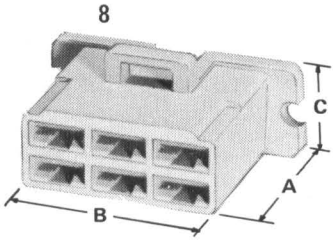

H3327-6

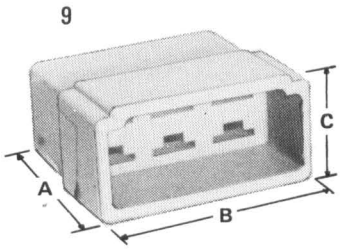

H3321-6

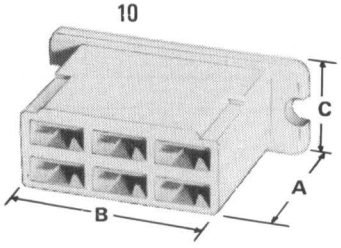

H3326-6

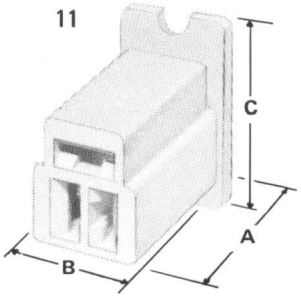

H3326-3

Section 31.

UTILUX-MOLEX MINIATURE PIN CONNECTORS

Illus. No.	Cat. No.	Type	No. of Circuits	Receptacle		Plug		Dimensions in mm										Max. Amps Per Circuit	Max. Volts AC Per Circuit
				With Ears and Tab	W/out Ears with Tab	With Mtg. Ears	W/out Mtg. Ears	A	B	C	D	E	F	G	H	J	K		
1	M1625-1	R	1	—	R	—	—	—	—	5.1	19.8	—	—	—	4.9 dia.	—	—	5	250
2	M1625-1	P	1	—	—	—	P	—	—	5.1	19.1	—	—	—	—	—	7.6 dia.	5	250
3	M1625-2	R	2	R	R1	—	—	12.8	6.7	8.6	20.6	4.9	5.3	9.9	8.6	4.8	—	5	250
4	M1625-2	P	2	—	—	P	P1	15.5	8.1	5.1	19.8	7.6	5.3	9.7	11.2	4.8	8.9	5	250
7	M1625-4	R	4	R	R1	—	—	19.9	6.6	4.9	19.8	4.9	5.3	9.9	16.0	4.8	—	5	250
8	M1625-4	P	4	—	—	P	P1	21.9	7.9	7.5	19.1	7.5	5.3	9.7	18.5	4.8	16.3	5	250
9	M1625-5	R	5	R	R1	—	—	23.9	6.7	4.9	19.8	4.9	5.3	9.9	19.7	4.8	—	5	250
10	M1625-5	P	5	—	—	P	P1	26.5	8.1	7.9	19.1	22.6	5.3	9.7	22.6	4.8	19.8	5	250
12	M1625-6	R	6	R	R1	—	—	14.0	12.8	12.5	19.8	12.5	5.3	9.9	8.7	9.7	—	5	250
11	M1625-6	P	6	—	—	P	P1	15.6	15.4	12.5	19.1	15.2	5.3	9.7	11.4	9.7	8.9	5	250
14	M1649-8	R	8	R	—	—	—	43.5	8.4	7.9	19.8	5.6	5.3	9.9	38.2	7.9	—	5	250
13	M1649-8	P	8	—	—	—	P1	—	—	6.8	19.1	7.8	5.3	—	40.5	—	38.2	5	250
15	M1625-9	R	9	R	R1	—	—	16.5	14.0	13.5	19.8	12.5	5.3	9.9	12.4	9.7	—	5	250
16	M1625-9	P	9	—	—	P	P1	19.1	15.6	13.5	19.1	15.0	5.3	9.7	15.0	9.7	12.4	5	250
17	M1625-12	R	12	R	R1	—	—	20.2	14.3	13.5	19.8	12.5	5.3	9.9	16.1	9.7	—	5	250
18	M1625-12	P	12	—	—	P	P1	22.9	15.6	13.7	19.1	15.0	5.3	9.7	18.8	9.7	16.3	5	250
19	M1625-15	R	15	R	R1	—	—	23.7	14.3	13.5	19.8	13.3	5.3	9.9	19.7	9.7	—	5	250
20	M1625-15	P	15	—	—	P	P1	26.5	15.6	13.7	19.1	15.0	5.3	9.7	22.4	9.7	19.6	5	250
21	M1625-24	R	24	R	R1	—	—	27.4	18.1	16.1	19.0	16.1	5.3	9.4	23.3	12.7	—	5	250
22	M1625-24	P	24	—	—	P	P1	30.0	19.4	16.3	19.1	18.8	5.3	8.9	25.9	12.7	23.6	5	250
23	M1772-36	R	36	R	R1	—	—	42.6	17.9	18.4	19.6	17.5	5.3	10.0	38.2	14.3	—	—	250
24	M1772-36	P	36	—	—	P	P1	45.6	20.9	18.4	19.1	20.3	5.3	9.5	41.1	15.9	—	4	250
6	H9103-3	P	3	—	—	Yes	—	19.1	8.1	5.1	19.1	7.6	5.3	9.7	15.0	4.8	12.5	5	250
6	H9153-3	P	3	—	—	—	Yes	19.1	8.1	5.1	19.1	7.6	5.3	9.7	15.0	4.8	12.5	5	250
5	H9203-3	R	3	Yes	—	—	—	16.5	6.7	4.9	19.8	4.9	5.3	9.9	12.3	4.8	—	5	250
5	H9253-3	R	3	—	Yes	—	—	16.5	6.7	4.9	19.8	4.9	5.3	9.9	12.3	4.8	—	5	250

NOTE: Use Terminals **H9007 & H9008** illustrated in Section 18, Pin Terminals and Receptacles, Page 44.

MINIATURE CONNECTOR HOUSINGS

For 1, 58 mm Diameter Crimp Terminals

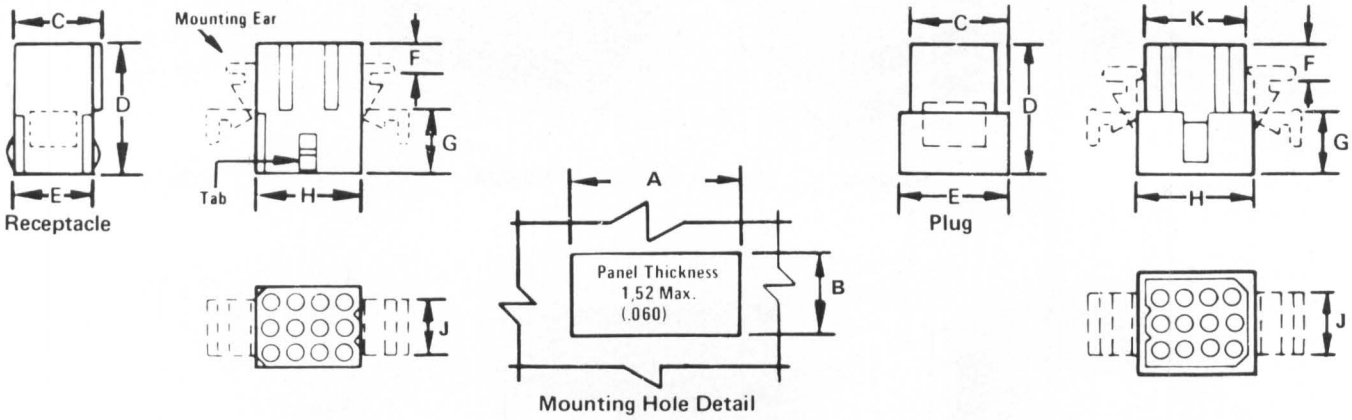

UTILUX-MOLEX MINIATURE PIN CONNECTORS

1

M1625-1R

2
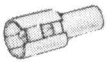
M1625-1P

3
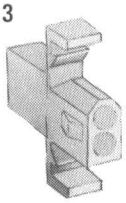
M1625-2R

4
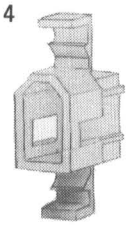
M1625-2P

5

H9203-3R,
H9253-3R

6

H9103-3P (with ears)
H9153-3P (w/out ears)

7
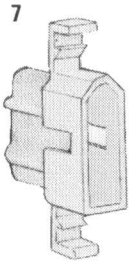
M1625-4P

8

M1625-4R

9

M1625-5R

10
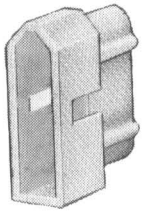
M1625-5PI

11

M1625-6P

12

M1625-6R

13
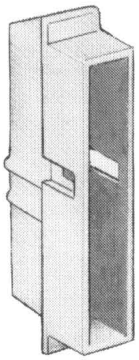
M1649-8PI

14
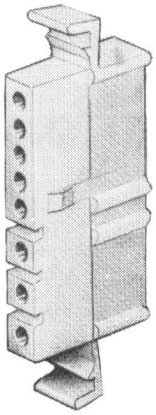
M1649-8R

15
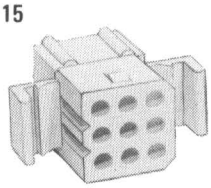
M1625-9R

16

M1625-9P

17

M1625-12R

18

M1625-12P

19

M1625-15R

20

M1625-15P

21
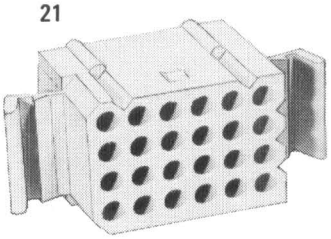
M1625-24R

22
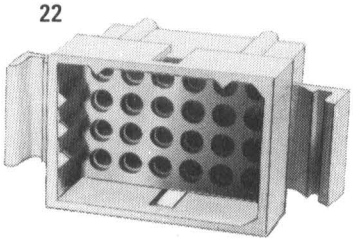
M1625-24P

23
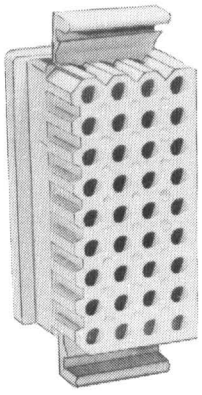
M1772-36R

24
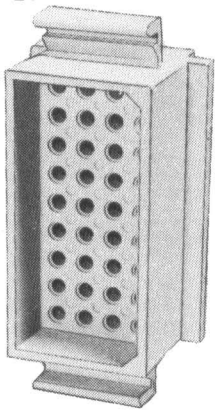
M1772-36P

Section 32.

UTILUX-MOLEX STANDARD CONNECTOR HOUSINGS

Illus. No.	Cat. No.	Type	No. of Circ-cuits	Plug		Receptacle			Dimensions in mm									
				With Mtg. Ears	W/out Mtg. Ears	With Tab	With Mtg. Ears	W/out Mtg. Ears	A	B	C	D	E	F	G	H	J	K
1	M1619	R	1	—	—	—	—	Yes	—	—	—	25.4	5.9	—	—	—	—	—
2	M1619	P	1	—	Yes	—	—	—	—	—	6.1	24.6	9.1	—	—	—	—	—
3	H9352	R	2	—	—	—	Yes	—	18.4	7.9	—	25.4	6.4	—	11.2	13.6	6.4	—
4	H9302	P	2	Yes	—	—	—	—	20.3	9.5	6.5	24.6	8.9	—	10.7	16.2	6.4	13.5
3	H9372	R	2	—	—	—	—	Yes	18.4	7.9	—	25.4	6.4	—	11.2	13.6	6.4	—
4	H9322	P	2	—	Yes	—	—	—	20.3	9.5	6.5	24.6	8.9	—	10.7	16.2	6.4	13.5
5	H9353	R	3	—	—	—	Yes	—	21.3	7.9	5.6	25.8	5.6	9.4	11.2	17.0	6.1	—
6	H9303	P	3	Yes	—	—	—	—	23.7	9.5	6.1	24.6	8.6	9.4	10.7	19.6	6.4	16.9
5	H9373	R	3	—	—	—	—	Yes	21.3	7.9	5.6	25.8	5.6	9.4	11.2	17.0	6.1	—
6	H9323	P	3	—	Yes	—	—	—	23.7	9.5	6.1	24.6	8.6	9.4	10.7	14.6	6.4	16.9
8	H9354	R	4	—	—	—	Yes	—	26.4	7.9	—	25.4	5.6	9.4	11.1	22.0	6.0	—
7	H9304	P	4	Yes	—	—	—	—	28.7	9.5	6.1	24.6	8.6	9.4	10.7	24.7	6.1	21.5
8	H9374	R	4	—	—	—	—	Yes	26.4	7.9	—	25.4	5.6	9.4	11.1	22.0	6.0	—
7	H9324	P	4	—	Yes	—	—	—	28.7	9.5	6.1	24.6	8.6	9.4	10.7	24.7	6.1	21.5
9	M1653	R	5	—	—	—	—	Yes	31.5	7.9	—	25.4	6.2	—	11.1	27.1	6.2	—
10	M1653	P	5	—	Yes	—	—	—	33.8	9.5	6.4	24.6	8.6	—	10.7	27.3	6.4	27.1
11	H9356	R	6	—	—	—	Yes	—	18.2	15.2	—	25.8	16.0	—	11.2	11.0	14.3	—
12	H9306	P	6	Yes	—	—	—	—	19.1	17.7	16.1	24.6	18.6	—	10.7	13.6	14.3	13.6
12	H9326	P	6	—	Yes	—	—	—	19.1	17.7	16.1	24.6	18.6	—	10.7	13.6	14.3	13.6
11	H9376	R	6	—	—	—	—	Yes	18.2	15.2	—	25.8	16.0	—	11.2	11.0	14.3	—
14	H9309	P	9	Yes	—	—	—	—	23.8	16.8	16.0	24.6	18.5	7.1	14.2	19.6	5.0	5.0
13	H9359	R	9	—	—	—	Yes	—	21.0	18.4	—	25.8	15.9	9.4	11.2	16.9	14.3	—
14	H9329	P	9	—	Yes	—	—	—	23.8	16.8	16.0	24.6	18.5	7.1	14.2	19.6	5.0	5.0
13	H9379	R	9	—	—	—	—	Yes	21.0	18.4	—	25.8	15.9	9.4	11.2	16.9	14.3	—
16	H9312	P	12	Yes	—	—	—	—	29.3	19.3	16.1	24.6	18.7	—	10.7	24.8	14.3	24.8
15	H9362	R	12	—	—	—	Yes	—	25.8	16.6	—	25.8	16.1	—	11.2	22.1	14.3	—
16	H9332	P	12	—	Yes	—	—	—	29.3	19.3	16.1	24.6	18.7	—	10.7	24.8	14.3	24.8
15	H9382	R	12	—	—	—	—	Yes	25.8	16.6	—	25.8	16.1	—	11.2	22.1	14.3	—

MOLEX STANDARD CONNECTOR HOUSINGS

For 2, 36 mm Diameter Crimp Terminals

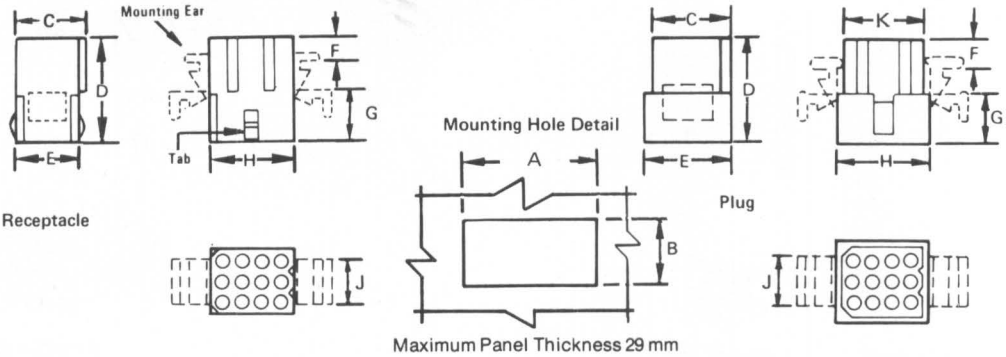

Section 33.

UTILUX-MOLEX LONG-TRACKING CONNECTORS (INTERNATIONAL)

1	M1991-3	R	3	—	—	—	R1	R	23.4	7.9	6.4	29.0	7.5	12.7	11.9	19.3	6.4	—
2	M1991-3	P	3	P	P1	—	—	—	25.9	9.2	6.4	27.9	8.8	13.2	10.7	21.9	6.4	19.3
4	M1991-9	R	9	—	—	—	R1	R	24.0	21.6	20.0	28.9	21.1	13.2	11.1	20.0	12.6	—
3	M1991-9	P	9	P	P1	—	—	—	26.6	23.1	19.9	27.9	22.5	13.2	10.7	22.5	12.6	20.0
6	M1991-15	R	15	—	—	—	R1	R	36.6	21.6	32.6	20.0	28.9	—	12.7	11.1	13.7	—
5	M1991-15	P	15	P	P2*	—	—	—	39.4	23.1	20.0	27.9	22.6	13.7	16.0	35.3	12.7	32.5

*P2 denotes pull tabs

MOLEX 1991 INTERNATIONAL HOUSINGS

For 2, 36 mm Diameter Crimp Terminals

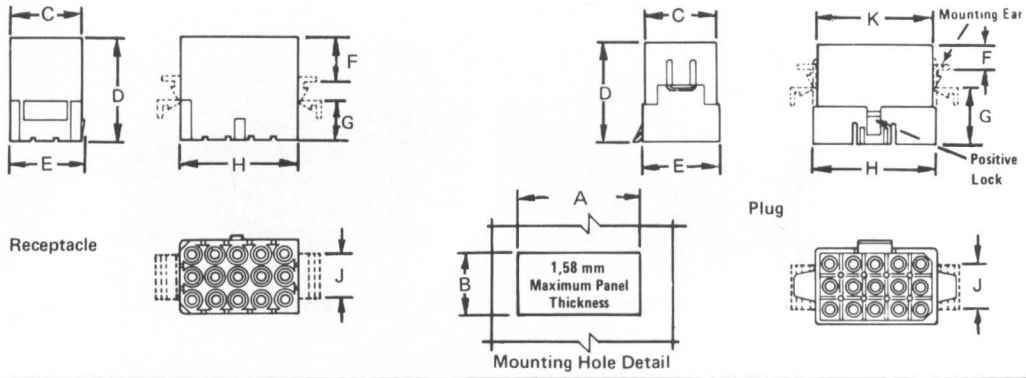

UTILUX-MOLEX STANDARD CONNECTOR HOUSINGS

1



M1619-1R

2

M1619-1P

3

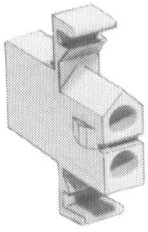

H9352-2R,
H9372-2R

4



H9302-2P (with ears),
H9322-2P (w/out ears)

5

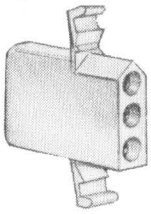

H9353-3R,
H9373-3R

6

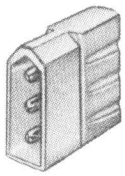

H9303-3P (with ears),
H9323-3P (w/out ears)

7

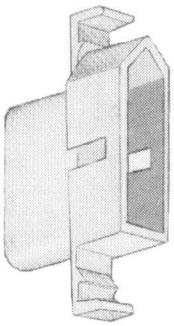

H9304-4P,
H9324-4P

8

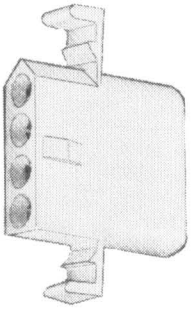

H9354-4R (with ears)
H9374-4R (w/out ears)

9



M1653-5R

10



M1653-5P

11



H9356-6R,
H9376-6R

12



H9306-6P (with ears),
H9326-6P (w/out ears)

13



H9359-9R,
H9379-9R

14



H9309-9P (with ears)
H9329-9P (w/out ears)

15



H9362-12R,
H9382-12R

16

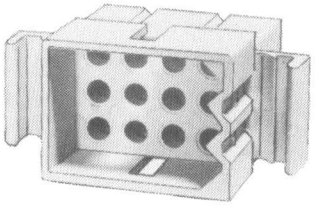

H9312-12P (with ears)
H9332-12P (w/out ears)

UTILUX-MOLEX LONG-TRACKING CONNECTORS (INTERNATIONAL)

1

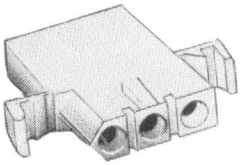

M1991-3R

2

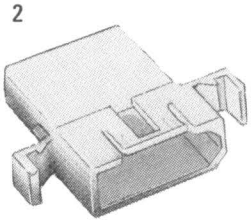

M1991-3P

3

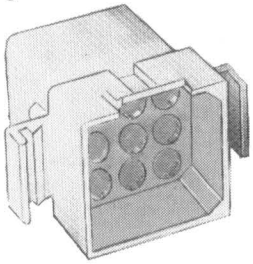

M1991-9P

4



M1991-9R

5



M1991-15P2

6

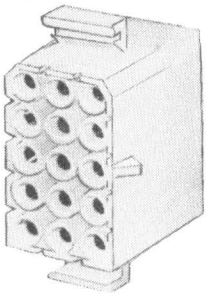

M1991-15R

Section 34.

UTILUX-MOLEX LONG-TRACKING CONNECTORS (INTERNATIONAL)

Illus. No.	Cat. No.	Type	No. of Circuits	Receptacle		Plug		Dimensions in mm					
				With Ears and Tab	W/out Ears with Tab	With Mtg. Ears	W/Out Mtg. Ears	A	B	C	D	E	F
2	M3191-2	R	2	—	R	—	—	14.3	7.6	—	—	—	—
1	M3191-2	P	2	—	—	P	P1	14.7	8.1	8.1	16.1	20.3	9.5
4	M3191-3	R	3	—	R	—	—	21.0	7.2	—	—	—	—
3	M3191-3	P	3	—	—	P	P1	21.6	8.1	8.1	21.8	26.0	9.3
6	M3191-4	R	4	—	R	—	—	27.7	7.6	—	—	—	—
5	M3191-4	P	4	—	—	P	P1	28.2	8.1	8.1	28.2	32.3	9.3
6	M3191-6	R	6	—	R	—	—	21.0	14.3	—	—	—	—
7	M3191-6	P	6	—	—	P	P1	21.6	14.9	14.7	22.4	26.6	16.7
10	M3191-9	R	9	—	R	—	—	21.0	21.0	—	—	—	—
9	M3191-9	P	9	—	—	P	P1	21.6	21.6	14.7	22.4	26.6	23.1
12	M3191-12	R	12	—	R	—	—	27.7	21.0	—	—	—	—
11	M3191-12	P	12	—	—	P	P1	28.3	21.6	14.7	28.8	33.0	23.1
14	M3191-15	R	15	—	R	—	—	34.4	21.0	—	—	—	—
13	M3191-15	P	15	—	—	P	P1	35.0	21.6	14.7	35.2	39.4	23.1

NOTE: Utilux-Molex Standard Connector Housings, Long Tracking (International) Connectors use Terminals **H9001 & H9002**, illustrated in Section 18, Pin Terminals and Receptacles, Page 44.

MODEL 3191

International Connectors Housings. For Crimp Terminals

15-Circuit Receptacle

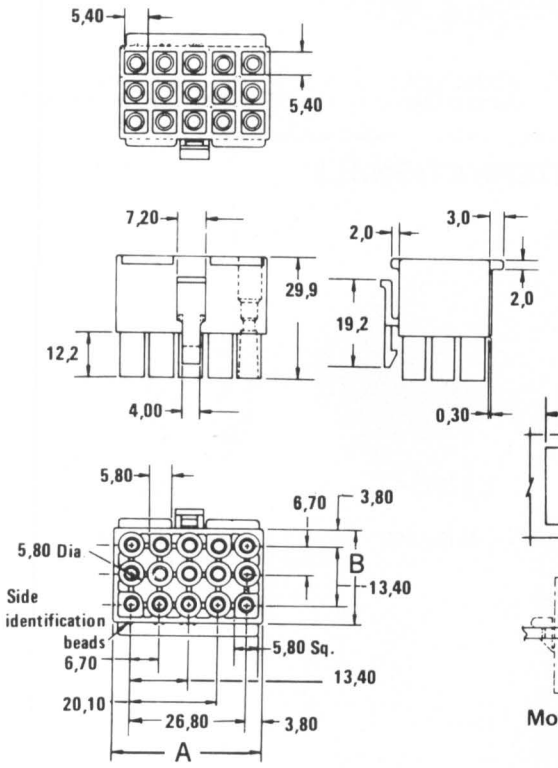

15-Circuit Plug

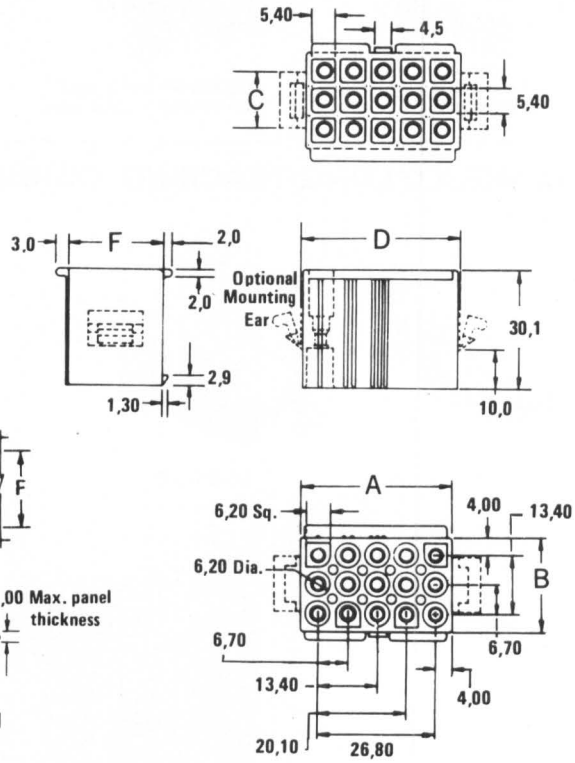

UTILUX-MOLEX LONG-TRACKING CONNECTORS (INTERNATIONAL)

1



M3191-2P

2



M3191-2R

3



M3191-3P

4



M3191-3R

5



M3191-4P

6



M3191-4R

7



M3191-6P

8



M3191-6R

9



M3191-9P

10



M3191-9R

11



M3191-12P

12



M3191-12R

13



M3191-15P

14



M3191-15R

Section 35.

HAND CRIMPING TOOLS FOR PRESSED METAL NON-INSULATED TERMINALS

1

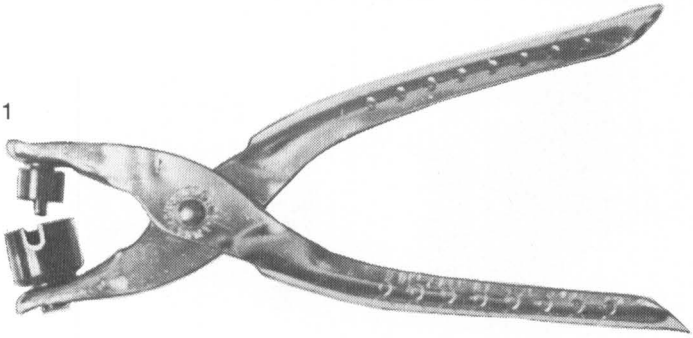

No. 6
Circular Lug Tool. Crimps various types of circular lugs including Ross Courtney, Solderless lugs, Stanco lugs, etc. When ordering specify article to be crimped, e.g. No. **H402**. Shipping weight: 0.23 kg.

2

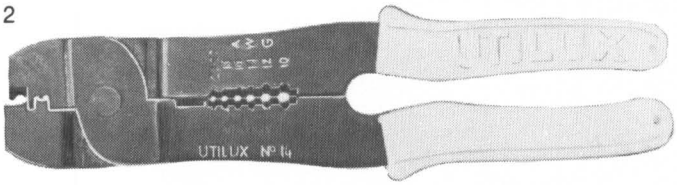

No. 14
This handtool crimps Flag quick-connect and pressed metal terminals. Features wire stripper and cut-off (22-10 AWG). Shipping weight: 0.23 kg.

3



No. 47
Special handtool for crimping micro quick-connect terminals, e.g. **H1129**, etc. Features wire cut-off and stripper. Also crimps insulation. Shipping weight: 0.23 kg.

4

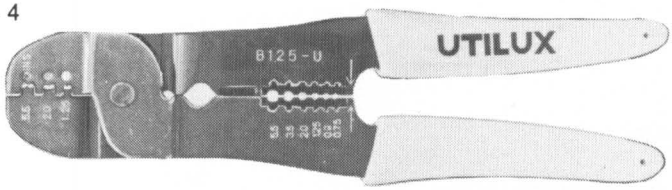

No. 61
UTILUX handtool achieves roll-in crimps both conductor and insulation sections, open barrel, pressed metal terminals, e.g. **H1972**. Recommended wire range 19-15 AWG (2.1-0.7 mm²). Features wire stripper and cut-off. Shipping weight: 0.23 kg.

5



No. 17
UTILUX ratchet handtool for crimping open barrel pressed metal terminals. Facilitates roll-in or wrap around insulation. Crimp ratchet insures complete compression. Recommended wire range 19-15 AWG (2.1-0.7 mm²). Shipping weight: 0.6 kg.

6



No. 65
Heavy duty ratchet tool for selected pressed metal terminals. Custom made for clients requirements. Ratchet operation ensures complete compression, both conductor and insulation crimped simultaneously. Terminal Cat. No. and wire sizes must be nominated when ordering. Shipping weight: 1.0 kg.

7



HT1921
UTILUX-Molex handtools without ratchet for crimping 2.3 mm and 1.6 mm pin terminals. Features wire stripper and cut-off. Shipping weight: 0.23 kg.

8



HTR1031C, HTR1719C, HTR2262A, HT1719C (non-ratchet)
UTILUX-Molex handtools for crimping 2.3 mm and 1.6 mm pin terminals. Head contains precise dies for crimping specific terminals. Nominate terminal when ordering. Also available less ratchet (delete "R"). Shipping weight: 0.45 kg.

HAND CRIMPING TOOLS FOR PRE-INSULATED TERMINALS

9

No. 12B
Heavy duty versions of blue pre-insulated and supergrip terminals and connectors. Shipping weight: 1.0 kg.

10



No. 13B
Handtool for crimping Yellow insulated and supergrip lugs. Yellow handles for easy identification. Ratchet ensures perfect crimp. Adjustable insulation punch ensures positive insulation support. Shipping weight: 1.0 kg.

11



No. 28
Crimps closed-end connectors. Ratchet ensures perfect crimp operaton. Shipping weight: 0.6 kg.

12

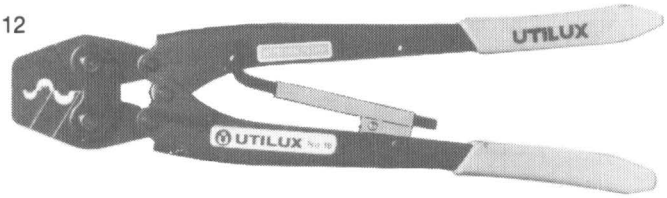

No. 60
Similar to No. 18 tool but modified to crimp **H2006** and **H2054**. Ratchet ensures perfect crimp. Shipping weight: 0.6 kg.

HAND CRIMPING TOOLS FOR NON-INSULATED TUBULAR SHAPED CONNECTORS

13



No. 00
Handtool for crimping cable sizes 0.5 mm² to 10.0 mm². Suitable for compression crimping of lugs and links. Length 25.4 cm. Shipping weight: 0.45 kg.

14



No. 16
This handtool crimps cable sizes 0.5 mm² to 10.0 mm². Ratchet ensures perfect crimp. Standard is orange handles. Length 28 cm. Shipping weight: 0.51 kg.

15



No. 18
This handtool crimps cable sizes 0.5 mm² to 16.0 mm². Ratchet ensures perfect crimp. Standard is orange handles. Length 28 cm. Shipping weight: 0.6 kg.

16



No. 21A
Crimps sizes 1, 2, 3 non-insulated crimp lugs and links. Ratchet ensures perfect crimp on each operation. Shipping weight: 0.59 kg.

17



No. 20
Indent compression tool fully adjustable in the range 16.0 mm² to 95.0 mm². Features aluminium and copper cursor plates. Length 56 cm. Shipping weight: 3.18 kgs.

HAND CRIMPING TOOLS FOR PRESSED METAL NON-INSULATED TERMINALS

18



HTR1758
UTILUX-Molex handtool for crimping wire range 0.50 mm² to 3.25 mm². Ratchet will not open until crimp action is completed. Shipping weight: 0.45 kg.

19



HTR2445A
UTILUX-Molex handtool for crimping wire range 0.12 mm² to 0.80 mm². Ratchet will not open until crimp action is completed. Shipping weight: 0.45 kg.

HAND CRIMPING TOOLS FOR PRE-INSULATED TERMINALS

20



No. 44
Handtool for crimping standard and pre-insulated lugs and links in the cable range 1/0.80-7/0.85. Provides for heavy duty service and more leverage by the operator. Shipping weight: 0.45 kg.

21

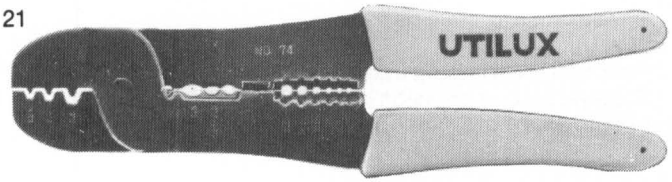

No. 74
Incorporates 7 crimping positions combining indent crimps (for uninsulated) and oval crimps (for pre-insulated) in one tool. Cable sizes 0.5 mm² to 4.0 mm². This tool also features wire cutting and stripping positions. Length 20.3 cm. Shipping weight: 0.23 kg.

22

No. 11B
Heavy duty crimping tool with 'C' type head for crimping Red pre-insulated and supergrip lugs. Ratchet ensures perfect crimp. Shipping weight: 1.0 kg.

23

No. 11C and No. 12C
Similar to 11A tool but incorporates adjustable insulation crimp. Recommended for Red pre-insulated and supergrip lugs. Ratchet ensures perfect crimp. Shipping weight: 0.54 kg.

PNEUMATIC CRIMPING TOOLS WITH INTERCHANGEABLE JAWS

No. 62



No. 62 Pneumatic Tool

Air operated tool which reduces operator fatigue on longer jobs. Available with any one of five interchangeable jaws. Standard tool is provided with one set of jaws which must be nominated when ordering, e.g. No. 62/4B. Achieves maximum pressure of 7 kg/sq. cm. Tool Head shipping weight: 2 kg.

No. 63

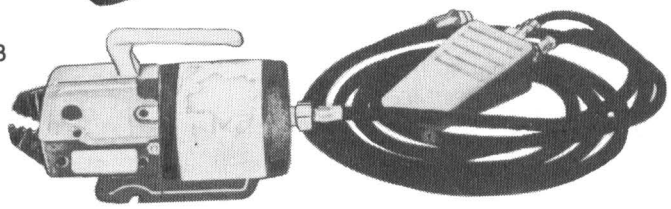

No. 63 Pneumatic Tool with Foot Control,

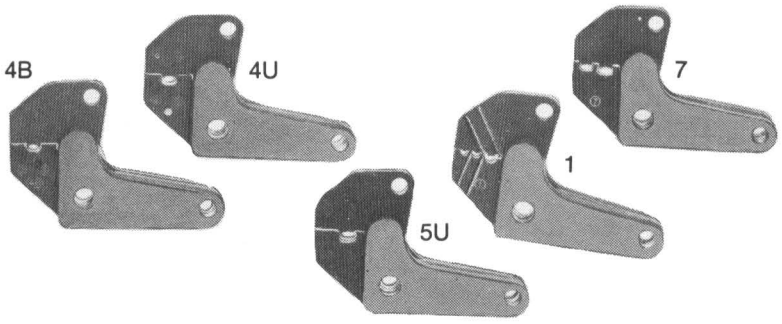

Interchangeable Jaws

- 4B Suits pre-insulated Red size lugs and links 0.5 mm² to 1.5 mm².
- 4U Suits pre-insulated Blue size lugs and links, 1.5 mm² to 2.5 mm².
- 5U Suits pre-insulated Yellow size lugs and links, 2.5 mm² to 6.0 mm².
- 1 Suits uninsulated lugs and links.
- 7 Suits closed-end connectors.

MODEL 3 AUTOMATIC TERMINATOR

Model 3 set up for Side Feed Operation



Rear Feed Operation. (Terminator relocates on 90° arc for rear feed.)

The UTILUX Model 3 Automatic Terminator is designed specifically for fast precision crimping operations. The Terminator is fed from reels of continuous-strip terminals to leads at up to 3,000 per hour, depending on operator ability. Machine can also apply plastic insulation sleeves. Model 3 Terminators can be fitted to operate in conjunction with Artos automatic cutting, stripping machines.
Model 3 machines are patented world wide.

Specifications of Standard Machines

Electrical: 240V AC single-phase drive motor. Built-in Die Light, ensuring maximum vision of die. Actuation is by solenoid operated clutch drive.

Mechanical: Single stroke mechanism operated by foot control. Spool holder is press-on fit with loaded plunger incorporating brake to prevent spool over-run. Wire Sizes: 0.05 mm² to 5.3 mm². Terminals: Most continuous-strip side feed and end-to-end configurations are suitable. Apply to Industrial Sales Division for exact information. Die Sets: Supplied with original Model 3 Terminator, extra die sets are available on application.

Servicing: UTILUX provide technical advice and service personnel can give maintenance as required; contact Industrial Sales Division.



Side Feed Die



Rear Feed Die