REV.	DATE	DESCRIPTION
A	04/05/03	UPDATE DRAWING FORMAT

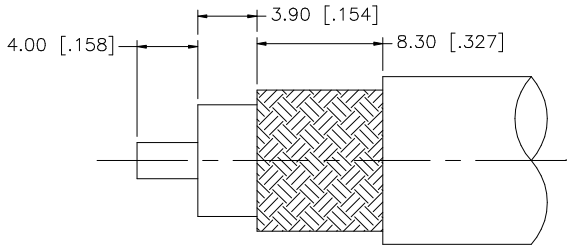

RECOMMENDED CABLE
STRIPPING DIMENSIONS

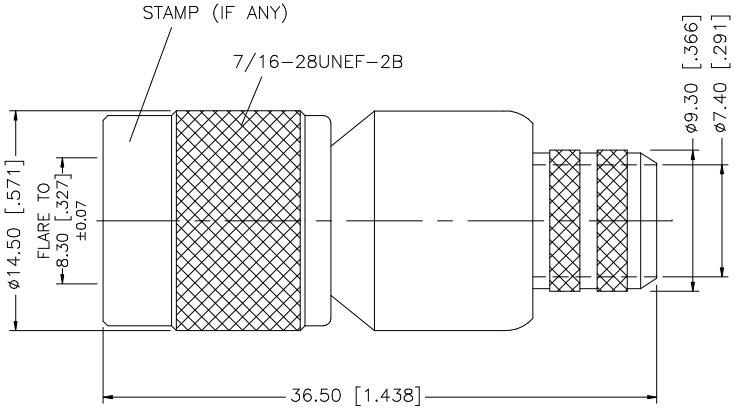

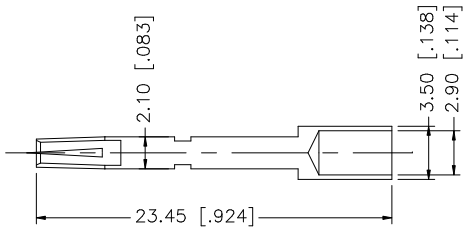

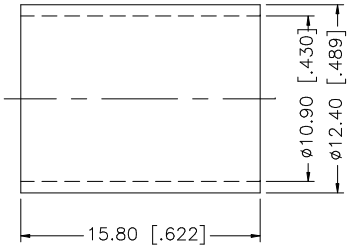

NOTE:

1. CRIMPED FERRULE
   HEX CRIMP SIZE .429"
2. CONTACT PIN TO SOLDER
   OR .118" HEX CRIMP

	DESCRIPTION	MATERIAL	FINISH	QTY
9				
8				
7				
6				
5	FERRULE	COPPER	NICKEL	1
4	GASKET	RUBBER	RED	1
3	CONTACT PIN	PHOS. BRONZE	GOLD	1
2	INSULATOR	TEFLON	NATURAL	1
1	SHELL/BODY	BRASS	NICKEL	1

UNLESS OTHERWISE SPECIFIED DIMENSIONS ARE IN MILLIMETERS. DIMENSIONS IN [ ] ARE IN INCHES AND FOR CUSTOMER REFERANCE ONLY.

UNLESS OTHERWISE SPECIFIED TOLERANCES FOR MILLIMETERS ARE:
0.5 – 8mm ± 0.20mm
8 – 30mm ± 0.40mm
30 – 120mm ± 0.50mm

UNLESS OTHERWISE SPECIFIED TOLERANCES FOR INCHES ARE:
.020 – .315 = ± 0.007"
.315 – 1.180 = ± 0.015"
1.180 – 4.724 = ± 0.020"

DO NOT SCALE DRAWING

APPROVALS		DATE
DRAWN	G.R.S.	04/05/03
CHECKED		
ISSUED		
SHEET	1 OF 1	
CAD FILE	C:/122/122393RP.DWG	

Amphenol Connex

PART DESCRIPTION
TNC REVERSE POLARITY CRIMP PLUG
(FOR BELDEN 8214, 9913 LMR 400 CABLE)

PART NO. 122393RP

DWG. NO.	REV.	SIZE	SCALE
122393RP.DWG	A	A	NA