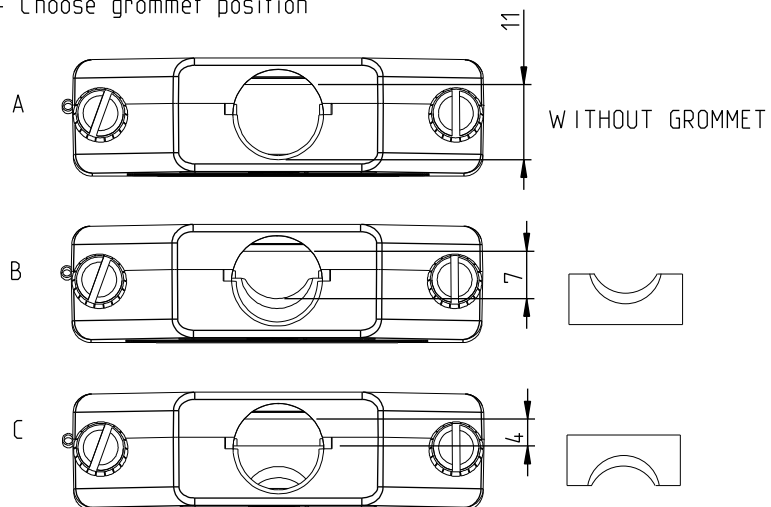



# CABLING INSTRUCTIONS

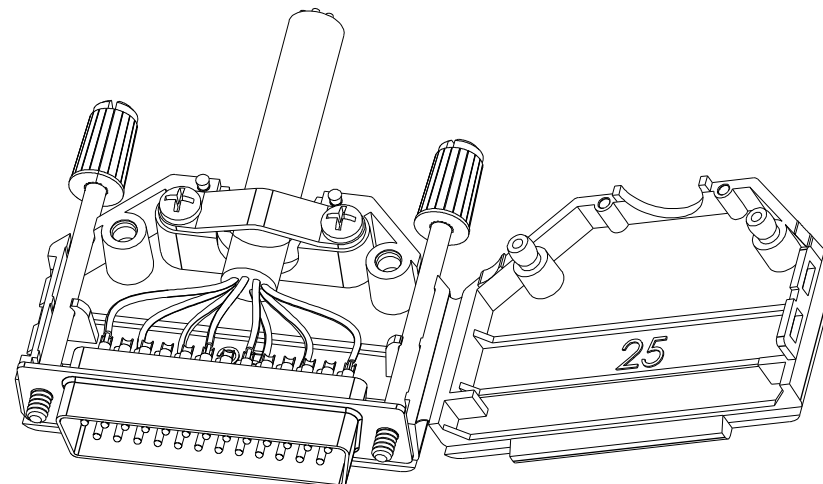
1- Choose grommet position



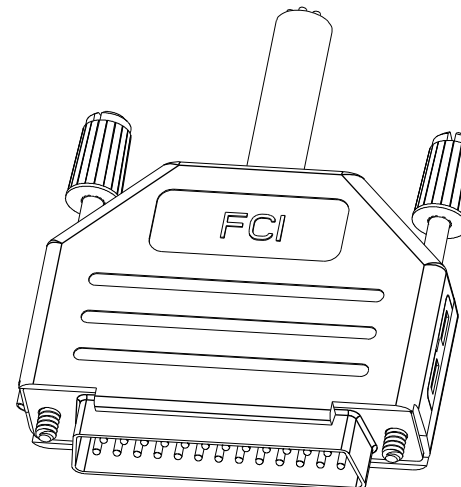
2- Mount connector and cable inside



3- Mount cableclamp and screws



4- Close the backshell and click together



www.fciconnect.com			surface ISO 1302	✓	tolerance std ISO 406 ISO 1101	projection ⊕	mm ↔
			TOLERANCES UNLESS OTHERWISE SPECIFIED			size A3	Scale 1:1
Dr	GOISNARD L	2004.03.22	ANGULAR	LINEAR	0.X ±/		
Eng	PESSON M	2004.03.22			0.XX ±/		
Chr	LEGARE P	2004.03.22	0° ±/		0.XXX ±/	ECN	F10-0083
Appr	LEGARE P	2004.03.22	Product family		D-SUB HOODS	Spec ref	-
FCI			Title			dwg no	Rev.
			D-SUB PLASTIC SHELLS			10061215C	E
			STRAIGHT SNAP-TOGETHER				
			catalog no		see tables	CUSTOMER	sheet 3 of 3

REV E - 2006-03-28