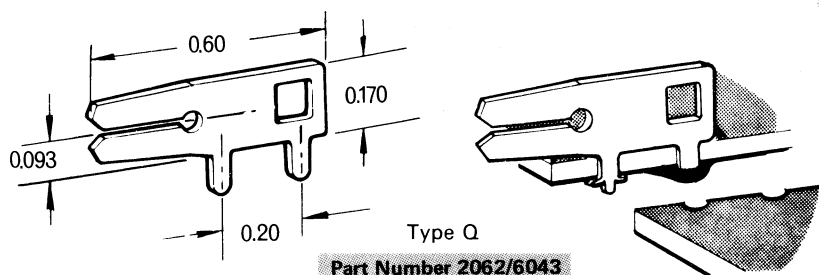
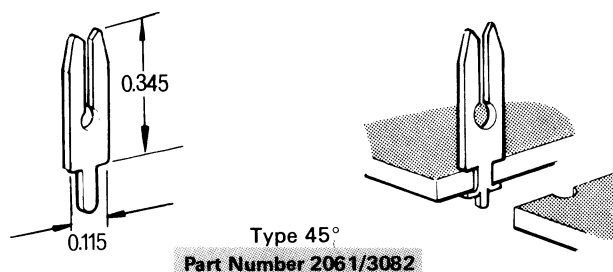
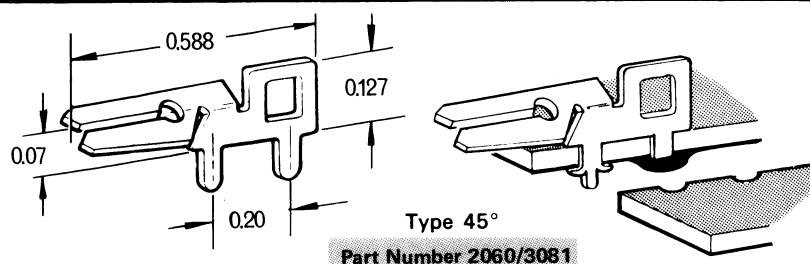


Connector Contacts

Connector contacts Part Numbers 2060/3081 and 2061/3082 are supplied in strips of 20 and Part Numbers 2062/6043 in strips of 24 at 0.2 inch pitch, to fit directly onto Veroboard. They can either be used individually as single point contacts, or in rows to form connectors for plug-in cards. They may be inserted through the Veroboard matrix holes from the plain side and retained by soldering to the copper strips, or staking to plain boards. The type Q contacts can also be used in conjunction with Edge Connectors Type C, Part Numbers 2301/6041 and 2302/6042 described above.



Indirect P.C. Connectors

This indirect printed circuit connector with 31 contacts conforms to the German standard specification DIN 41617. It is widely used in Germany since it is available in two standard contact finishes and offers an inexpensive but reliable connector facility.

Specification

- | | | |
|-----|-----------------------|---|
| 1. | Number of ways | 31 |
| 2. | Contact Pins | MS 63 |
| 3. | Contact Springs | Phosphor Bronze |
| 4. | Contact Pitch | 2,5mm. |
| 5. | Moulding Material | Makrolon GV |
| 6. | Temperature Range | -55 C to + 140 C |
| 7. | Insulation Resistance | 10 |
| 8. | Current Rating | 6A |
| 9. | Working Voltage | A/127 VWs to VDE 0110
350 VWs to IEC 130-1 |
| 10. | Contact Plating | |
| | Part Nos. 19125 | 19124 2 μ nickel + 4 μ silver. |
| | Part Nos. 19127 | 19126 2 μ nickel + 0.8 μ hard gold. |

The connecting pins on the plug will fit into a 2,5mm. hole matrix. Recommended hole diameter 1,3mm.

