



## INSTRUCTIONS FOR WIRING 'NIPHAN' COUPLINGS

Trim back outer sheath of cable, length A must be kept to a minimum to allow end of outer sheath to be enclosed in case.

Trim inner sheath length B to suit conductor hole in terminal.

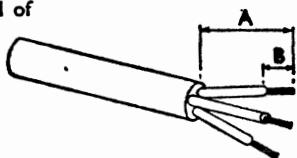
The conductor should then be bound with thin tinned copper wire (for small cables, to increase size, double back before binding).

It is preferable that all conductors should then be tinned.

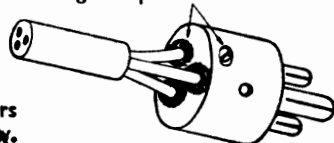
Before wiring pass gland nut washers and outer case over cable as shown below.

Seal over, with insulating compound, conductor clamping screws and exposed backs of terminals.

When wood grip gland is used split tapered wood in half as shown.



Insulating Compound



Interior

Tapered Bore Nut

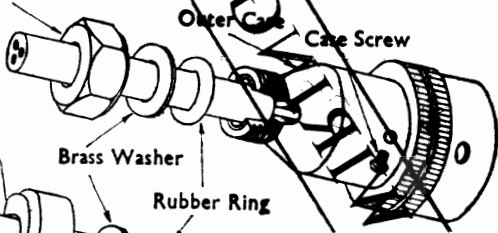
Wood Grip



Hex Gland Nut

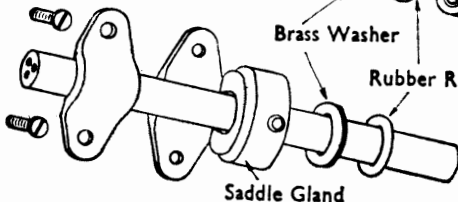
Outer Case

Case Screw



Brass Washer

Rubber Ring



Saddle Gland

Position outer case over interior and screw home gland nut before fitting case screw.

# NIPHAN LIMITED

310 MERTON ROAD, LONDON, S.W.18

(COPYRIGHT RESERVED)