ヒューズホルダー(Fush holder)

Part No. 機種名		FH-001AF	FH-001AF-H	FH-001ASF	FH-032AF	FH-043A	FH-033	FH-S04	FH-S07	FH-S07FW18	FH-B01F	FH-B02	FH-B12	FH-B13HA	FH-B13VA	FH-052S	FH-061F
Rating 定格	250V AC (A)	15	15	15	15	10	10	10	10	15	15	10 | 6.3	10 | 6.3	10	10	20	30
Contact Resistance 接触抵抗	1A 2.5V DC or less(mΩ) DC 2.5V 1A に於いて、以下のこと	30	30	50	50	30	50	30	50	30	20	10	20	20	20	50	10
Matching Fuse 適合ヒューズ	⌀5.2*20±0.5mm					☆	☆					☆	☆	☆	☆		
	⌀6.35*31.8±0.8mm	☆	☆	☆	☆			☆	☆	☆	☆					☆	
	⌀6.4*30±1mm	☆	☆	☆	☆			☆	☆	☆	☆					☆	
	⌀10.31*38.1±0.8mm																☆
Dielectric Withstanding Voltage 耐電圧	One minute at 1500V AC AC 1500V に於いて、1分間異常のないこと	☆	☆	☆	☆	☆		☆	☆	☆	☆					☆	
	One minute at 3000V AC AC 3000V に於いて、1分間異常のないこと																☆
	One minute at 4000V AC AC 4000V に於いて、1分間異常のないこと						☆					☆	☆	☆	☆		
Insulation Resistance 絶縁抵抗	100MΩ or more at 500V DC DC 500V に於いて、100MΩ以上のこと	☆	☆	☆	☆	☆	☆	☆	☆	☆	☆	☆	☆	☆	☆	☆	☆

- ヒューズホルダーは単体では電気用品安全法適用外です。
- 製品に使用する場合、完成品での規制を受けることがありますので、その際は適合品をご使用下さい。

  対象製品名 (FH-033、S04、S07、B02、B12、052S)

- Fuse-holders are not applicable to Electrical Appliance Material Safety Law by itself.
- Use following Fuse holders if the complete set has to be certified by Electrical Appliance Material Safety Law. Applicable Fuse-holders(FH-033,S04,S07,B02,B12,052S)

正しく安全にご使用いただく為に、注意事項を96ページに記載しております。必ずお読み頂き、予想される危険を回避してください。
Please read the caution for safety on P97 for the right usage and prevent the predicted risks.

FH-001AF



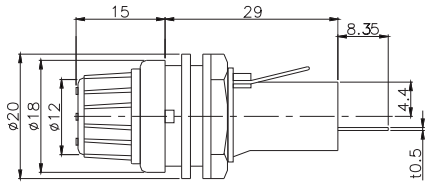

Rating 定格 : 15A

Matching Fuse 適合ヒューズ : Ø 6.35*31.8, Ø 6.4*30

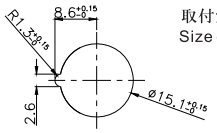

取付穴参考図
Size of mounting hole

FH-001AF-H

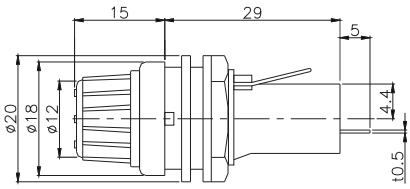

Rating 定格 : 15A

Matching Fuse 適合ヒューズ : Ø 6.35*31.8, Ø 6.4*30

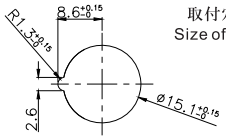

取付穴参考図
Size of mounting hole

※プレス、成型は金型から全て社内での一貫生産方式です

EDK

FH-001ASF



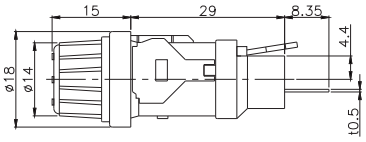

取付穴参考図
Size of mounting hole

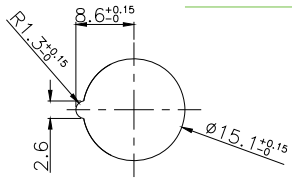

Rating 定格 : 15A

Matching Fuse 適合ヒューズ : Ø 6.35*31.8 / Ø 6.4*30

Thickness of mounting board 取付板厚 : 1/1.2/1.6/2.0

FH-032AF

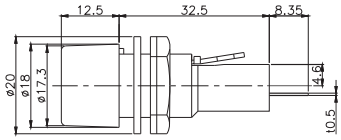

取付穴参考図
Size of mounting hole

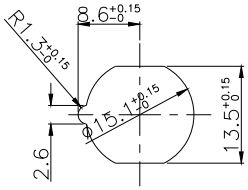

Rating 定格 : 15A

Matching Fuse 適合ヒューズ : Ø 6.35*31.8 / Ø 6.4*30

FH-043A

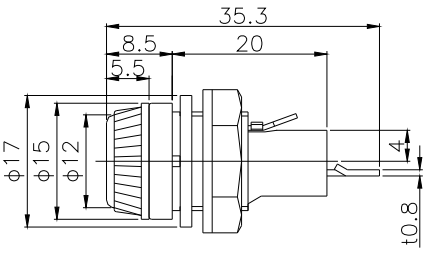

取付穴参考図
Size of mounting hole

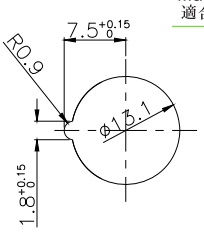

Rating 定格 : 10A

Matching Fuse 適合ヒューズ : Ø 5.2*20

FH-033



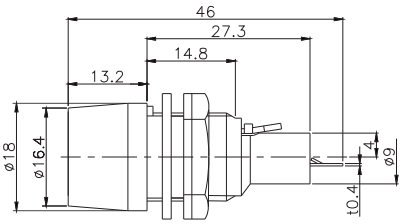

取付穴参考図
Size of mounting hole

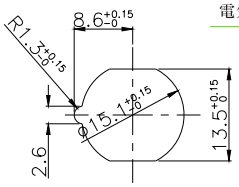

Rating 定格 : 10A

Matching Fuse 適合ヒューズ : Ø 5.2*20

Certified by Electrical Appliance Material Safety Law
電気用品安全法適合品

FH-S04



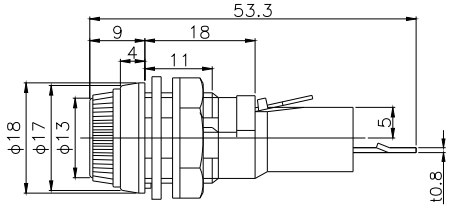

取付穴参考図
Size of mounting hole

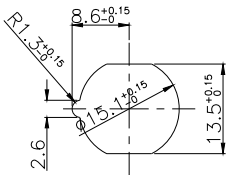

Rating 定格 : 10A

Matching Fuse 適合ヒューズ : Ø 6.35*31.8 / Ø 6.4*30

Certified by Electrical Appliance Material Safety Law
電気用品安全法適合品

※プレス、成型は金型から全て社内での一貫生産方式です

FH-S07



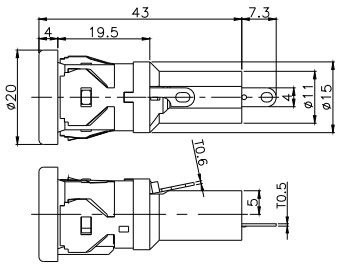

取付穴参考図
Size of mounting hole

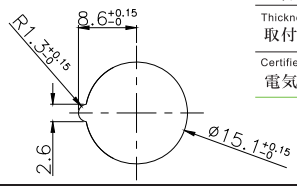

Rating 定格	10A
Matching Fuse 適合ヒューズ	ø 6.35*31.8 ø 6.4*30
Thickness of mounting board 取付板厚	0.8/1.0/1.2 1.6/2.0
Certified by Electrical Appliance Material Safety Law 電気用品安全法適合品	

FH-S07FW18

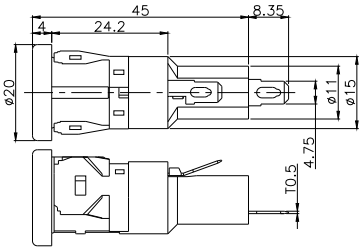

取付穴参考図
Size of mounting hole

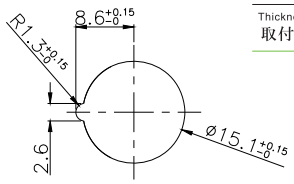

Rating 定格	15A
Matching Fuse 適合ヒューズ	ø 6.35*31.8 ø 6.4*30
Thickness of mounting board 取付板厚	0.8/1.0/1.2 1.6/2.0

FH-B01F

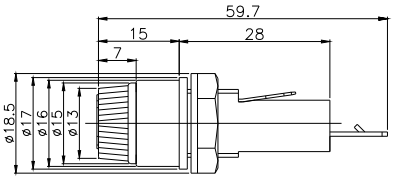

取付穴参考図
Size of mounting hole

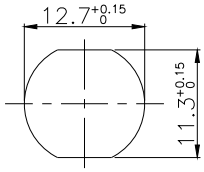

Rating 定格	15A
Matching Fuse 適合ヒューズ	ø 6.35*31.8 ø 6.4*30

FH-B02

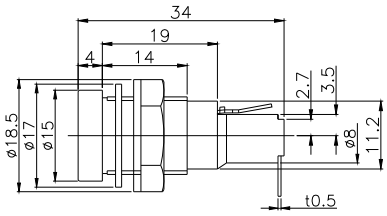

取付穴参考図
Size of mounting hole

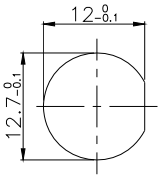

Rating 定格	10A(UL/CSA/VDE/KC) 6.3A(SEMKO)
Matching Fuse 適合ヒューズ	ø 5.2*20
Thickness of mounting board 取付板厚	0.8/1.0/1.2 1.6/2.0
Certified by Electrical Appliance Material Safety Law 電気用品安全法適合品	

FH-B12



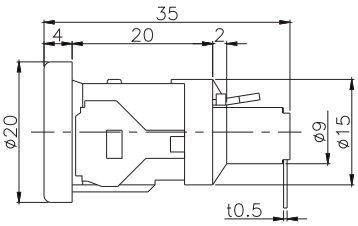

取付穴参考図
Size of mounting hole

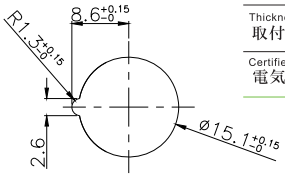

Rating 定格	10A(UL/CSA/VDE) 6.3A(SEMKO)
Matching Fuse 適合ヒューズ	ø 5.2*20
Thickness of mounting board 取付板厚	0.8/1.0/1.2 1.6/2.0
Certified by Electrical Appliance Material Safety Law 電気用品安全法適合品	

FH-B13HA



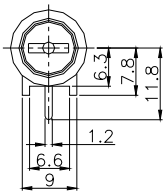

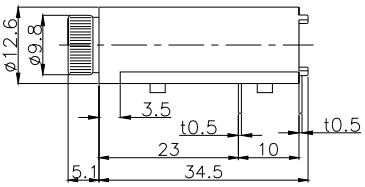

Rating 定格	10A
Matching Fuse 適合ヒューズ	ø 5.2*20

取付穴参考図
Size of mounting hole

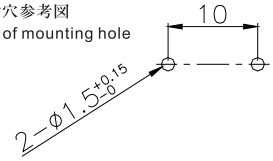

※プレス、成型は金型から全て社内での一貫生産方式です

EDK

FH-B13VA



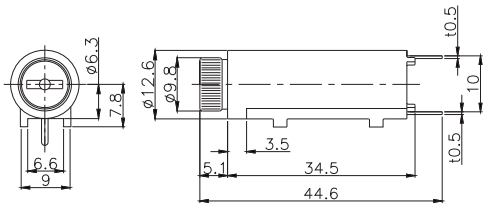

Rating 定格 : 10A

Matching Fuse 適合ヒューズ : ø 5.2*20

取付穴参考図
Size of mounting hole

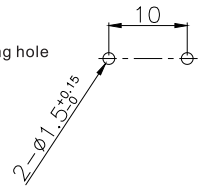

FH-052S



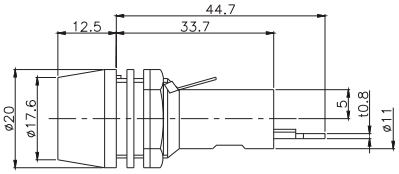

Rating 定格 : 20A

Matching Fuse 適合ヒューズ : ø 6.35*31.8 / ø 6.4*30

Certified by Electrical Appliance Material Safety Law
電気用品安全法適合品

取付穴参考図
Size of mounting hole

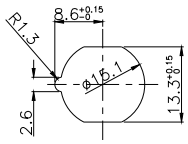

FH-061F

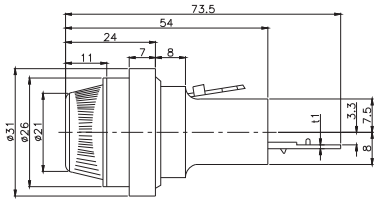

Rating 定格 : 30A

Matching Fuse 適合ヒューズ : ø 10.31*38.1

Faston Terminal ファストン端子 : #250

取付穴参考図
Size of mounting hole

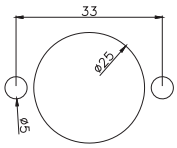

ヒューズクリップ(Fush clip)

定格 : 10A 250V
接触抵抗 : 10mΩ以下のこと
適合ヒューズ : ¢5.2*20

Rating: 10A 250V
Contact resistance:Under 10mΩ
Matching Fuse:¢5.2*20

FC-05C-E



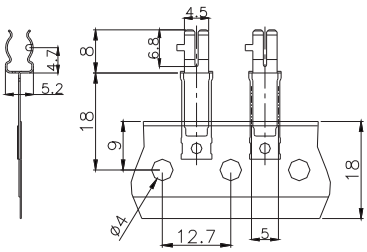

取付穴参考図
Size of mounting hole

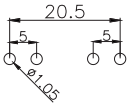

FC-06



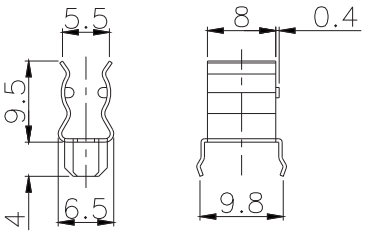

※プレス、成型は金型から全て社内での一貫生産方式です

ヒューズホルダー・横型（Fuse holder・Horizontal type）

FC-01PB01

NEW

OEM

定格: 5A 125V
絶縁抵抗: DC500V に於いて100MΩ以上のこと
耐電圧: AC1000V に於いて1分間異常がないこと

Rating: 5A 125V
Insulation Resistance: Over 100MΩat500V DC
Dielectric withstanding voltage:1minute at1000V AC



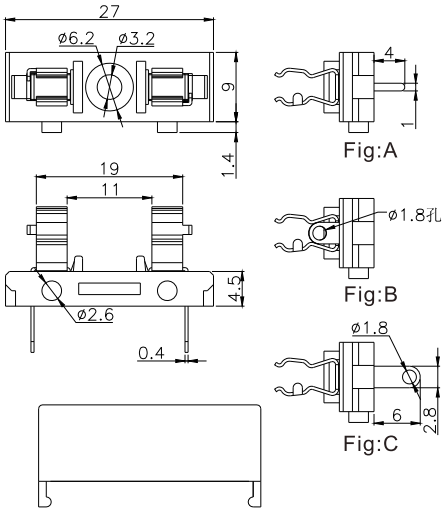

Transparent Cover

Part No.	Terminal	Transparent Cover
FC-01PB01	Fig.A	N
FC-01SB02	Fig.B	N
FC-01SB03	Fig.C	N
FC-01PB04C	Fig.A	Yes
FC-01SB05C	Fig.B	Yes
FC-01SB06C	Fig.C	Yes

Matching Fuse 適合ヒューズ :ø5.2*20

商品概要　連結して多極化することができます

FC-02SB07

NEW

OEM

定格: 10A 250V
絶縁抵抗 DC500V に於いて100MΩ以上のこと
耐電圧: AC1500V に於いて1分間異常がないこと

Rating: 10A 250V
Insulation Resistance: Over 100MΩat500V DC
Dielectric withstanding voltage:1minute at1500V AC



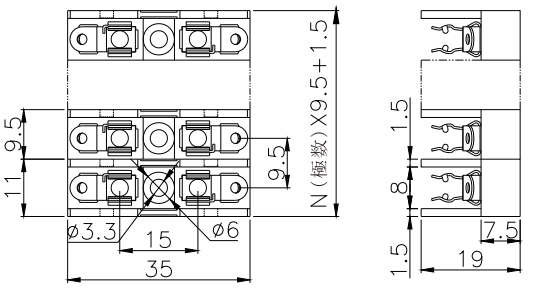

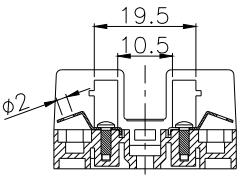

Fig:A

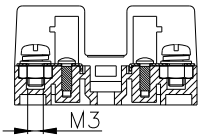

Fig:B

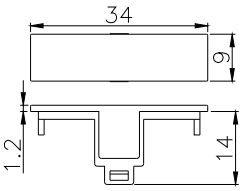

Transparent Cover

Part No.	Terminal	Transparent Cover
FC-02SB07	Fig.A	N
FC-02NB08	Fig.B	N
FC-02SB09C	Fig.A	Yes
FC-02NB10C	Fig.B	Yes
FC-02SB11-□P	Fig.A	N
FC-02NB12-□P	Fig.B	N
FC-02SB13C-□P	Fig.A	Yes
FC-02NB14C-□P	Fig.B	Yes

□表示は極数　例 FC-02SB11-8P 表示は8極

Matching Fuse 適合ヒューズ :ø5.2*20

※プレス、成型は金型から全て社内での一貫生産方式です

EDK

ヒューズホルダー・横型（Fuse holder・Horizontal type）

定格: 10A 250V
絶縁抵抗 DC500V に於いて100MΩ以上のこと
耐電圧: AC1500V に於いて1分間異常がないこと

Rating: 10A 250V
Insulation Resistance: Over 100MΩat500V DC
Dielectric withstanding voltage:1minute at1500V AC

FC-03PB15

NEW

OEM



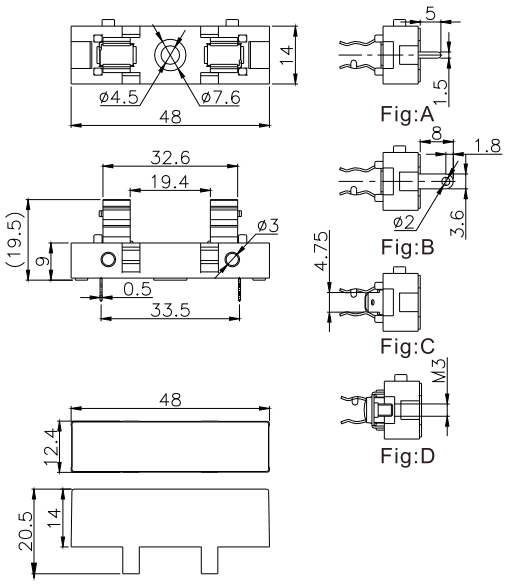

Transparent Cover

Part No.	Terminal	Transparent Cover	Unipolar, multipole use
FC-03PB15	Fig.A	N	multipole
FC-03SB16	Fig.B	N	multipole
FC-03FB17	Fig.C	N	Unipolar
FC-03FB18	Fig.C	N	multipole
FC-03NB19	Fig.D	N	Unipolar
FC-03NB20	Fig.D	N	multipole
FC-03PB21C	Fig.A	Yes	multipole
FC-03SB22C	Fig.B	Yes	multipole
FC-03FB23C	Fig.C	Yes	Unipolar
FC-03FB24C	Fig.C	Yes	multipole
FC-03NB25C	Fig.D	Yes	Unipolar
FC-03NB26C	Fig.D	Yes	multipole

Matching Fuse 適合ヒューズ : ø6.40*30.0 / ø6.35*30.0 / ø6.35*31.8

商品概要　連結して多極化することができます

FC-04FB27

NEW

OEM



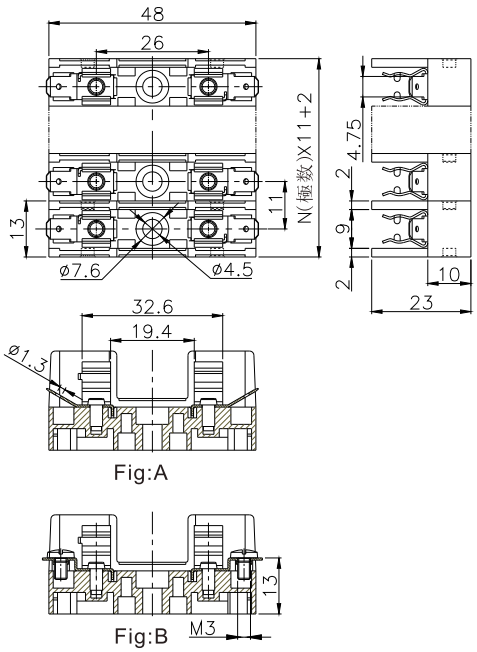

Part No.	Terminal	Transparent Cover
FC-04FB27	Fig.A	N
FC-04NB28	Fig.B	N
FC-04FB29C	Fig.A	Yes
FC-04NB30C	Fig.B	Yes
FC-04FB31-□P	Fig.A	N
FC-04NB32-□P	Fig.B	N
FC-04FB33C-□P	Fig.A	Yes
FC-04NB34C-□P	Fig.B	Yes

表示は極数　例 FC-04FB31-8P 表示は8極

Matching Fuse 適合ヒューズ : ø6.40*30.0 / ø6.35*30.0 / ø6.35*31.8

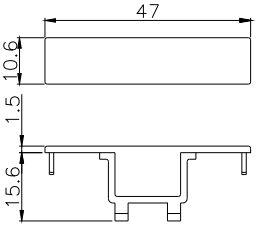

Transparent Cover

※プレス、成型は金型から全て社内での一貫生産方式です

ヒューズホルダー・横型（Fuse holder・Horizontal type）

FC-07FB35

NEW

OEM

定格: 20A 250V
絶縁抵抗 DC500V に於いて100MΩ以上のこと
耐電圧: AC1500V に於いて1分間異常がないこと

Rating: 20A 250V
Insulation Resistance: Over 100MΩat500V DC
Dielectric withstanding voltage:1minute at1500V AC



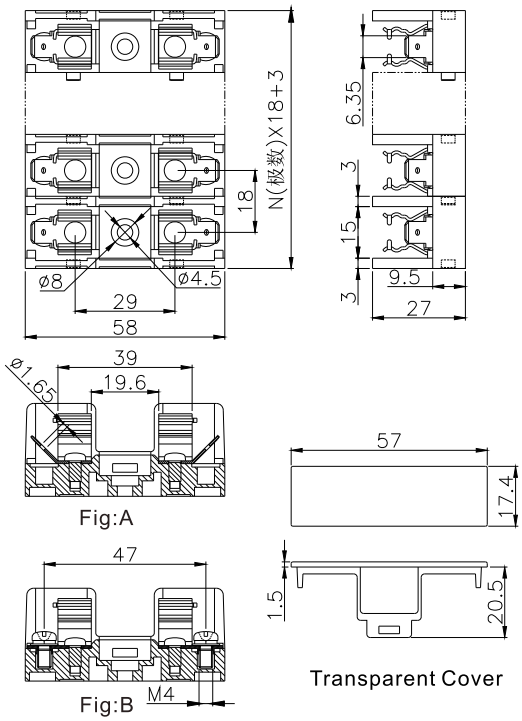

Part No.	Terminal	Transparent Cover
FC-07FB35	Fig.A	N
FC-07NB36	Fig.B	N
FC-07FB37C	Fig.A	Yes
FC-07NB38C	Fig.B	Yes
FC-07FB39-□P	Fig.A	N
FC-07NB40-□P	Fig.B	N
FC-07FB41C-□P	Fig.A	Yes
FC-07NB42C-□P	Fig.B	Yes

表示は極数　例 FC-07FB39-8P　表示は8極

Matching Fuse 適合ヒューズ :ø10.31*38.1

FC-08PB43

NEW

OEM

定格: 10A 250V
絶縁抵抗 DC500V に於いて100MΩ以上のこと
耐電圧: AC2000V に於いて1分間異常がないこと

Rating: 10A 250V
Insulation Resistance: Over 100MΩat500V DC
Dielectric withstanding voltage:1minute at2000V AC

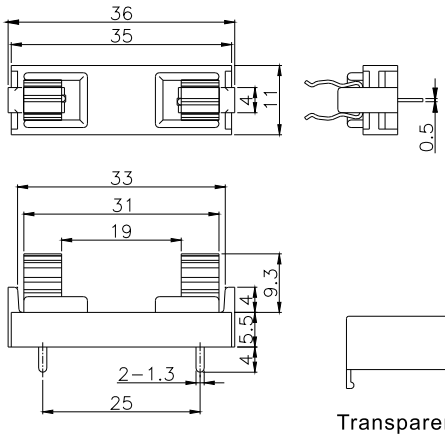

Part No.	Transparent Cover
FC-08PB43	N
FC-08PB44C	Yes

Matching Fuse 適合ヒューズ : ø6.40*30.0 / ø6.35*30.0 / ø6.35*31.8

取付穴参考図
Size of mounting hole

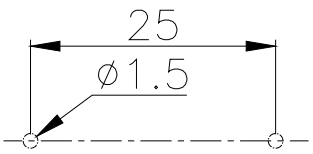

※プレス、成型は金型から全て社内での一貫生産方式です