

SOFTPEDIA™

BOARD

board.softpedia.com

[Softpedia](#) | [Members](#) | [Search](#) | [Calendar](#) | [Help](#) | [Archive](#)

Recent Software	Recent Games	Recent Drivers	Recent Mac	Recent Mobile	Recent News
WhereIsIt?	Everest	GIGABYTE	Form Pilot 1.19	"THERE SHE IS...	Java Is
3.82 Build..	Poker 9.7	GA-965P-	2.5	&q..	Vulnerable
Just Resize	Control	DS3 ...	myStock 2.1b	Apple	Du..
My Photos..	Monger	Gigabyte GA-	Accelerando	iPhone	RIP a PDF
Trend Micro	1.020 ..	8I945GZME...	0.81b	GoLive!	File Using ..
Pattern F..	3D Kit	GIGABYTE	Edgies 1.1	Mobile	The
Dover	Builder	GA-945GM-	iTunes2Web 1.1	Launch..	Mystery of
(Database	(Highw..	S2 ...	SyncTwoFolders	A Nokia	Kepler..
objec..	Roleplaying	GIGABYTE	1.1.1	N80 with a	Exclusive
F-Secure	Assistant..	GA-945PL-		To..	Details on ..
Virus Defini..	Coloring	S3 ...		Romania	Brain&#039;
WagerWidget	Book 3:	GIGABYTE		Awards	s Elec..
1.1 (GPL)	Anim..	GA-945G-S3		Third ..	Wmode Has
Trojan	QuadQuest	B...		Bluetooth	Acquired
Remover	2.3.41	GIGABYTE		SIG	Pr..
Databa..	Coloring	GA-945P-S3		Announc..	Download
	Book 2:	R...		Sharp	the
	Dino..	Nvidia 64-bit		550SH with	Windows ..
		ForceWa...		3G C..	
				First	
				Wireless	
				Phone ..	

Welcome Guest ([Log In](#) | [Register](#))

[Softpedia Discussion Board](#) > [Softpedia](#) > [DivXpert Firmwares](#)

32 Pages ▾ 1 [2](#) [3](#) ≥ »



Pio Dv-2850/380/383/585/588 Modified Firmware, v.01.09.03.00 by gufiak

[Options](#) ▾

[gufiak](#)

📅 Oct 20 2005, 01:00

Post [#1](#)

Please read all txt files in the attached archive.

Member



Changelog:

01.09.02.00 20-10-2005

Group: Members

Posts: 254

Joined: 23-April 05

Member No.: 35,937

-
- fixed filename/directory displaying in filebrowser (many thx to cHiEsA)
 - displaying first 50 chars of filenames/directories in filebrowser
 - CP1250 chars displayed correctly in filebrowser and on OSD after pressing "Display" button
 - fully working volume under '1' and '4' keys on RC (hold these keys longer to change volume level) + displaying volume indicator on screen + saving volume level on turn off
 - MUTE under '7' key on RC (hold this key longer to on/off MUTE) + displaying indicator on screen
 - picture format switching (Letter box, Pan&Scan, 16:9) with '5' key on RC (hold this key longer to switch the picture format; works even during movie playback)
 - VFD dimmer under '0' key on RC (hold this key longer to change VFD brightness)
 - shortened key delays on RC (for 2nd functions and repeatable keys - arrow left/right/up/down)
 - removed pioneer logo from screensaver, now it's blank
 - new features in "Audio" menu:
 - * Treble Boost
 - * Bass Boost
 - * Super Bass
 - reorganized "Initial settings" menu
 - new option for digital output - "On / TEST"; This option was hidden and I don't know what is the difference between default "On" and this option, but if you could check it, then I'll be very thankful
 - new option in "Initial setting" -> "Video Output": "TV Type" (Multisync, PAL, NTSC) [restart your player to accept the new setting]
 - new submenu in "Initial settings": "Subtitles", and new options in it:

* Font - changes the font codepage of MPEG4 subtitles; available codepages:

CP1250 - EASTERN EUROPE:

Czech, Hungarian, Polish, Romanian, Croato-Serbian (Latin), Slovak, Swedish, Slovenian

CP1251 - CYRILLIC:

Bulgarian, Russian, Albanian, Ukrainian, Byelorussian, Macedonian, Malaysian

CP1255:

Hebrew

CP1254:

Turkish, Portuguese

(You can change all fonts to one codepage but different sizes using MtkRemaker+Foncreator tools; firmware uses [0B-0C],[0D-0E],[0F-10] and [11-12] fonts for subtitles; after changing the fonts, you should also update 0xEB-0xEE text strings with MtkLangEditor tool)

* Subtitle colors - changes colors and background of MPEG4 subtitles

* Subtitle position - changes the position of MPEG4 subtitles [Reload the disc (eject it and load again) to accept the changes]

* IFO/VOB palette - changes the interpretation of VOBSUB (.sub+.idx) subtitles palette. For subtitles extracted from DVD use "RGB" palette, and for subtitles made by Son2VobSubMod app use the "YUV" option. [You have to turn off the movie resume (2 x stop) to accept the changes if you are changing it during the movie playback]


- new feature in "Initial settings" -> "Options": "DVD Fast Start" - turned on causes that DVD-Video movies will be played without showing the FBI screens, ads, menus, etc. Player will jump directly to the main movie. But this feature can cause problems on some DVD-Video discs, in this case you should turn it off.

- changed icons and some colors in the filebrowser

- actual folder name displayed in white color

This post has been edited by **gufiak**: Oct 20 2005, 18:29

Attached File(s)

 [B5CA1096_02.RAR](#) (1.06mb) Number of downloads: 17979

<http://pioneerdivx.net/> - modified firmwares for Pioneer DivX players



[AngelDust](#)

☐ Oct 20 2005, 05:21

Post #2

Wow thanks it sounds grate

Newbie



I am going to check it on my dv 383 player

Group: Members

Posts: 2

Joined: 18-October 05

Member No.: 77,192

Say did you fix the problem that it show the subtitles backwards (in Hebrew)?



[gufiak](#)

☐ Oct 20 2005, 07:04

Post #3

QUOTE

Say did you fix the problem that it show the subtitles backwards (in Hebrew)?

I'm sorry but it's impossible.

Member



Group: Members

Posts: 254

Joined: 23-April 05

Member No.: 35,937

<http://pioneerdivx.net/> - modified firmwares for Pioneer DivX players



[fritschi](#)

☐ Oct 20 2005, 08:44

Post #4

I use original fw 1.09 Region 2.
Have tested a cd with different soundfiles.

Newbie



Group: Members

Posts: 23

Joined: 19-October 05

Member No.: 77,489

My DV-380 plays

- .mp3 files with constante bitrate without problems
- .wma files without problems

- .mp3 files with vbr within problems (it plays the file but it takes very long to start playing, it seams the player doesnt recognize the file correct)
- .ac3 files doesnt play
- .ogm files playes only analog (not digital)
- .ogg files playes only analog (not digital)

Does the new firmware make any changes in the handling of this files.
What happens when the player is set to codefree "ENTER-secondary function" and then turned off (not only standby)? Will the region setting returned to original after turning on or still be 0.

General question : It seams that the DV-380 doesnt play divx very good.
My old DCE-2500 noname dvd-player delivered a better picture quality playing divx. The DVD quality instead is great. Do you have the same experiences with your DV-380.

:inlove: :inlove: THANKS for the great FW :peacefingers: :peacefingers:



Oct 20 2005, 09:51

Post #5

[silkk](#)

Hello!

Newbie



Group: Members

Posts: 23

Joined: 2-August 05

From: Bucharest

Member No.: 52,047

First of all many thanks goes out to Gufiak for his sustained work!

My first impressions of this new firmware are this time only good news.
First of all I must mention that the filenames in the filebrowser are dispalyed corectly, not overlapping anymore.The refresh of the filebrowser list names is now very quick.The second extraordinary feature is the enabling of the Treble and Bass Boost.I thought this wil never happen...but here it is!

About the subtitles...they are displayed corectly, the options that enabled the allignement are welcome (very useful) and the text color also is a very

good thing.I read that we can modify ourselves the FW with MtkTool to increase the font, but I'm not sure i can handle this, so would it be possible if in this FW would be possible to choose from a few font sizes, like in the 575 FW?It would be very handy and helpful for us to increase or decrease the font size immediatly, directly from the menu!

About th Digital Out/TEST new feature, I'm not able to see any difference between this and the simple ON feature...

AC3 and MP3 (CBR and VBR) plays very well on my player when connected through optical cable (digital out).I have not tested so far the .ogg files and wma...

This post has been edited by **silkk**: Oct 20 2005, 09:52



[VYP](#)

Oct 20 2005, 10:23

Post #6

Newbie
■

First of all many thanks for gufiak and those who you thank. I am now happy owner of 585 player and a regular reader of this forum and polish forum also (can read but can't write in polish).

Group: Members
Posts: 4
Joined: 20-October 05
Member No.: 77,822

Really liked your new menu with additional submenus on subtitles especially in your polish version (font size - small/medium/big/very big). I would like to change that in your english version or maybe polish to my local language (I am from Lithuania). I don't need any instructions how to do that, but I am intrested which fonts do you use for different font sizes. Info from MtkLangEditor tool would be very useful.

QUOTE(gufiak @ Oct 20 2005, 02:00)

(You can change all fonts to one codepage but different sizes using MtkRemaker+Foncreator tools; firmware uses [0B-0C],[0D-0E],[0F-10] and [11-12] fonts for subtitles; after changing the fonts, you should also update 0xEB-0xEE text strings with MtkLangEditor tool)



Regards,
VYP



[lechu](#)

Oct 20 2005, 10:26

Post #7

Newbie

Group: Members

Posts: 74

Joined: 17-October 05

Member No.: 76,803

QUOTE(silkk @ Oct 20 2005, 08:51)

I read that we can modify ourselves the FW with MtkTool to increase the font, but I'm not sure i can handle this, so would it be possible if in this FW would be possible to choose from a few font sizes, like in the 575 FW? It would be very handy and helpful for us to increase or decrease the font size immediatly, directly from the menu!

The problem is probably that in this case Gufiak should make several versions of this firmware. Another version for each codepage. Now the firmware is international :). Don't be afraid. If you can write posts to this forum without any help, you can change fonts in your FW :-) It's very simple to use MTKReMaker. Just try to do it.

TOP

[silkk](#)

Oct 20 2005, 12:00

Post #8

Newbie

Group: Members

Posts: 23

Joined: 2-August 05

From: Bucharest

Member No.: 52,047

lechu,I would like to see this option of choosing between font sizes in the 1250 version....If it is such a simple thing to modify this, could you please put here the 1250 CP modded FW with this feature?Thanks in advance!

Latest news: I've already downloaded and installed the polish version of this FW, posted by Gufiak on the polish forum.The option to choose from different font sizes it's now available...and it's the exact CP1250 version I needed!So, my little request it's already solved! :D

This post has been edited by **silkk**: Oct 20 2005, 12:17

TOP

[ralves58](#)

Oct 20 2005, 12:50

Post #9

Newbie



Group: Members

Posts: 40

Joined: 17-October 05

From: Brazil

Member No.: 76,733

...

Greetings from Brazil!

My Pioneer DV-588 works GREAT with the 01.09.02.00 firmware. Wonderful job!

Gufiak, the best CodePage for Portuguese language is the CP 1254 (Turkish). It is the only (from the 4 choices you offer) able to display all of portuguese accent marks. You can add this information in your doc files.

So, people in Brazil, you have to do this on menus:

1. HOME MENU / INITIAL SETTINGS
2. VIDEO OUTPUT..[TV TYPE:..... NTSC TV]
3. SUBTITLES.....[FONT:..... CP 1254 - Turkish]

That's all!

Excellent job you did, Gufiak!

Thank you for your support!!!

Rubens

Rio de Janeiro - Brazil

.



[cableguy](#)

Oct 20 2005, 13:15

Post #10

Newbie



Group: Members

Posts: 7

Joined: 4-October 05

Member No.: 71,971

Hi,

I'm new in this forum. I'm very interested about this new features you've posted here. I have a pioneer dv 585 a and I want to update my FW. Can you please give me some directions or " how to do" to make this possible.

Regards....

P.S. Will be very helpfull even the writing method (writing steps ...),

Thanxalot.

This post has been edited by **cableguy**: Oct 20 2005, 13:17



[zavlakas](#)

Oct 20 2005, 13:25

Post #11

Thanks gufiak...

Member



CP1253 version here...

<http://briefcase.pathfinder.gr/file/zavlakas/26857/485467>

Group: Members

Posts: 125

Joined: 20-January 05

Member No.: 23,421



[lechu](#)

Oct 20 2005, 13:32

Post #12

QUOTE(cableguy @ Oct 20 2005, 12:15)

Hi,

I'm new in this forum. I'm very interested about this new features you've posted here. I have a pioneer dv 585 a and I want to update my FW. Can you please give me some directions or " how to do" to make this possible.

Regards....

P.S. Will be very helpfull even the writing method (writing steps ...),

Thanxalot.



Follow this link:

<http://board.softpedia.com/index.php?showtopic=1436&st=7>



[cableguy](#)

Oct 20 2005, 13:47

Post #13

Thanxalot for your help. I'll do so.

Newbie



Group: Members

Posts: 7

Joined: 4-October 05

Member No.: 71,971



[gufiak](#)

Oct 20 2005, 13:50

Post #14

Member



Group: Members

Posts: 254

Joined: 23-April 05

Member No.: 35,937

QUOTE

Does the new firmware make any changes in the handling of this files

No, it doesn't.

QUOTE

What happens when the player is set to codefree "ENTER-secondary function" and then turned off (not only standby)? Will the region setting returned to original after turning on or still be 0.

No, it will be still region free. Even after changing firmware for any other, original too. The only one way to bring back the original region is holding the "Clear" key.

QUOTE

but I am intrested which fonts do you use for different font sizes.

Font [0B-0C] - CP1250 - small font

Font [0D-0E] - CP1251 - default font

Font [0F-10] - CP1255 - big font

Font [11-12] - CP1254 - very big font

QUOTE

The problem is probably that in this case Gufiak should make several versions of this firmware. Another version for each codepage.

You're right, but I don't have a time for making different versions. But here, on this forum, you can find a lot of people who can make these versions.

QUOTE

Gufiak, the best CodePage for Portuguese language is the CP 1254 (Turkish). It is the only (from the 4 choices you offer) able to display all of portuguese accent marks. You can add this information in your doc files.

Ok, thanx :)

cableguy, please, do not quote whole messages. Please remove this big quote (use edit option) because it takes a lot of place.

<http://pioneerdivx.net/> - modified firmwares for Pioneer DivX players

 TOP

[dawsonsg](#)

☐ Oct 20 2005, 13:54

Post [#15](#)

Hi Guys,

Newbie



Sorry if this is a silly question.

Group: Members

Posts: 4

Joined: 20-October 05

Member No.: 77,896

I have just bought a Pioneer DV-380 DVD player and have just done the firmware upgrade.

I am trying to make the dvd player multi-region by holding down the <enter> key on the remote control (I think it is called secondary function) and then immediately turning the dvd player off (at the wall).

The DVD I am trying to watch is still Black and White, it was ok on my LG 7711 dvd player.

Anyway, any help would be appreciated.

Regards

Steve

 TOP

[gufiak](#)

☐ Oct 20 2005, 14:04

Post [#16](#)

dawsonsg, set your player to PAL.

Member



Group: Members

Posts: 254

Joined: 23-April 05

Member No.: 35,937

QUOTE

It seems that the DV-380 doesnt play divx very good.

It depends on the movie quality. There is a lot of high quality divx movies which looks like DVD movies. But you can find also a lot of low quality divx movies and that's why it looks like it looks. The player is not able to increase the quality of these movies.

<http://pioneerdivx.net/> - modified firmwares for Pioneer DivX players



[stagezin](#)

Oct 20 2005, 14:05

Post #17

Thanx Gufiak!

I just have flashed my 585 and it all works well for now! Thanx again!

Newbie



Group: Members

Posts: 3

Joined: 19-October 05

Member No.: 77,634



[VYP](#)

Oct 20 2005, 14:07

Post #18

QUOTE(gufiak @ Oct 20 2005, 14:50)

Font [0B-0C] - CP1250 - small font

Font [0D-0E] - CP1251 - default font

Font [0F-10] - CP1255 - big font

Font [11-12] - CP1254 - very big font

Newbie



Group: Members

Posts: 4

Joined: 20-October 05

Member No.: 77,822

What I meant was which fonts do you use in your polish version as small/default/big/very big. What I need is the values used in Foncreator for each font like Arial Narrow Bold 19pt and so on.

Thanks,

VYP



[fritschi](#)

Oct 20 2005, 14:17

Post #19

Has anyone flashed a dv-380 with this new firmware.

When i try the cd is ejected and nothing happens :

The firmware is bigger than the original one

:confuzzled: :death:

Newbie



Group: Members

Posts: 23

Joined: 19-October 05

Member No.: 77,489



[ralves58](#)

Oct 20 2005, 14:41

Post #20

Newbie



Group: Members

Posts: 40

Joined: 17-October 05

From: Brazil

Member No.: 76,733

QUOTE(fritschi)

Has anyone flashed a dv-380 with this new firmware.

When i try the cd is ejected and nothing happens :

It's just so.

1. You put the CD.
2. Close the disc tray.
3. Press "play" on remote.
4. The CD is eject (disc tray is open).
5. You remove the CD.
6. Wait a few minutes while the player is upgrading (about 5 or 10 minutes)
7. When the disc tray finally close again, it's READY!

So... BE PATIENT AND WAIT !!!!

:-)

[] Rubens

Rio de Janeiro - Brazil



[lechu](#)

Oct 20 2005, 15:22

Post #21

QUOTE(gufiak @ Oct 20 2005, 13:04)

It depends on the movie quality. There is a lot of high quality divx movies which looks like DVD movies. But you can find also a lot of low quality divx movies and that's why it looks like it looks. The player is not able to increase the quality of these movies.

Newbie



Group: Members

Posts: 74

Joined: 17-October 05

Member No.: 76,803

Here you have link to test-CD:

<http://www.horgi.mtu.ru/DivXTestCD.zip>

maybe it's a little off topic but everyone can test what and how can any player play different avi formats.

This post has been edited by **lechu**: Oct 20 2005, 15:27

 TOP

[Zaphod212](#)

☐ Oct 20 2005, 15:37

Post [#22](#)

Newbie



Group: Members

Posts: 8

Joined: 13-September 05

Member No.: 65,399

QUOTE(silkk @ Oct 20 2005, 12:00)

Latest news: I've already downloaded and installed the polish version of this FW, posted by Gufiak on the polish forum. The option to choose from different font sizes it's now available...and it's the exact CP1250 version I needed! So, my little request it's already solved! :D



I think that this version should be useful for mee too, since I need CP1250 version.

But, question is, does it have English menus or everything is Polish?

 TOP

[silkk](#)

☐ Oct 20 2005, 15:42

Post [#23](#)

Newbie



Group: Members

Posts: 23

Joined: 2-August 05

From: Bucharest

Member No.: 52,047


Yes, it does have English menus in it. First the menu will start by default in Polish, but you'll have to go in Settings and choose English menu from the list. It isn't difficult at all, because you will recognize the position of the menu, and you'll be able to navigate through the polish menu intuitively :P

 TOP

[Filbert](#)

 ☐ Oct 20 2005, 15:47

Post [#24](#)

Newbie
■

Group: Members
Posts: 3
Joined: 20-October 05
Member No.: 77,922

What about other UOPs?

I see in prev.version words about navigation through ads.
but I have a number of DVDs where prohibited to use English subtitles
with English soundtrack (do not understand why, but this is that).
Does new firmware let me use subtitles\audio combination what I want
and not what is desired by DVD producer?

P.S. I do not have pioneer 380 and now just considering to buy it, so I
cannot just check that by myself - don't think that seller at the shop will be
happy to let me upgrade firmware before buy :D

This post has been edited by **Filbert**: Oct 20 2005, 15:48



[andrew_al](#)

☐ Oct 20 2005, 15:56

Post #25

can somebody make release of gufiak firmware with CP1251 chars
displayed correctly in filebrowser?
thanks

Newbie
■

Group: Members
Posts: 1
Joined: 2-September 05
Member No.: 61,715



[cabe2001](#)

☐ Oct 20 2005, 17:00

Post #26

I made a CP1252 version with 4 fonts, all CP1252.

Newbie



Group: Members

Posts: 9

Joined: 19-September 05

Member No.: 67,102

Font 1: Arial Narrow Bold 18 Border 1


Font 2: Arial Narrow Bold 20 Border 1

Font 3: Arial Narrow Bold 22 Border 1

Font 4: Arial Narrow Bold 24 Border 1

You can choose this fonts in the new menu item added by Gufiak.

Attached File(s)

 [B5CA1096.rar](#) (1.04mb) Number of downloads: 1328



[No-Worries](#)

☐ Oct 20 2005, 17:12

Post [#27](#)

Svensk/Swedish(CP1252) version at [Pioneer FAQ](#)

Member



Group: Members

Posts: 177

Joined: 2-August 05

Member No.: 51,965

[FAQ for Pioneer DVD players](#) Now with *Live Help!*. Also new URL, update your bookmarks. [How to burn a firmware Upgrade Disc](#)



[Glasgarten](#)

☐ Oct 20 2005, 18:55

Post [#28](#)

Once again GREAT WORK!!!! Thank you!!!!
Should we call him "Master Gufiak" from now on? ;)

Newbie



Group: Members

Posts: 4

Joined: 10-February 05

Member No.: 26,267

One little Bug I've reported in Version .01 is still there:

When I press "Display" while playing an mpg/Divx file the font size of the filename is too big.

OFF CARD PM

TOP

QUOTE REPLY

[gufiak](#)

☐ Oct 20 2005, 19:08

Post #29

QUOTE

When I press "Display" while playing an mpg/Divx file the font size of the filename is too big.

Yes, I know. I will try to fix it in next firmware version.

Member



Group: Members

Posts: 254

Joined: 23-April 05

Member No.: 35,937

QUOTE

What I meant was which fonts do you use in your polish version as small/default/big/very big. What I need is the values used in Foncreator for each font like Arial Narrow Bold 19pt and so on.

I've used in my polish firmware arial narrow bold 20, 22, 23 and 24. Other settings you can check by importing them from one of my fonts (foncreator has a settings import feature).

<http://pioneerdivx.net/> - modified firmwares for Pioneer DivX players

OFF CARD PM

TOP

QUOTE REPLY

[ralves58](#)

☐ Oct 20 2005, 19:32

Post #30

Newbie
■

Group: Members
Posts: 40
Joined: 17-October 05
From: Brazil
Member No.: 76,733

QUOTE(cabe)

I made a CP1252 version with 4 fonts, all CP1252.
You can choose this fonts in the new menu item added by Gufiak.

All the other Gufiak's features are present in this CP1252 version of yours?

I live in Brazil and I think (not sure) CP1252 is the best CodePage for portuguese language (yes, we spoke portuguese in Brazil, not spanish!!!!).
I want to give a try...

[] Rubens



[gufiak](#)

☐ Oct 20 2005, 19:40

Post [#31](#)

QUOTE

I live in Brazil and I think (not sure) CP1252 is the best CodePage for portuguese language (yes, we spoke portuguese in Brazil, not spanish!!!!).
I want to give a try...

Read previous posts. For portuguese language you should use CP1254 codepage. I've also updated docs in the archive. Please read them.



[cabe2001](#)

☐ Oct 20 2005, 20:01

Post [#32](#)

<http://pioneerdivx.net/> - modified firmwares for Pioneer DivX players

QUOTE(ralves58 @ Oct 20 2005, 14:32)

All the other Gufiak's features are present in this CP1252 version of yours?

I live in Brazil and I think (not sure) CP1252 is the best CodePage for portuguese language (yes, we spoke portuguese in Brazil, not spanish!!!!). I want to give a try...

Yes, I only change the fonts.

Newbie



Group: Members

Posts: 9

Joined: 19-September 05

Member No.: 67,102



[hispanico](#)

Oct 20 2005, 20:33

Post #33

I update the firmware.....to new rel 9.02
All okay the update but now in the menù...appears ' caracter.

Newbie



Group: Members

Posts: 12

Joined: 1-February 05

Member No.: 24,941

Es:
Impost.'Inizialibad

and not:
Impost. Inizialicorrect

In rel 9.01 this BUG not appear !
I also try to change Font but without result ...?!?

If i use english language for OSDthis character ' disappeared...

Thank for your help
Paul

This post has been edited by **hispanico**: Oct 20 2005, 20:36



[cabe2001](#)

Oct 20 2005, 20:53

Post #34

QUOTE(hispanico @ Oct 20 2005, 15:33)

I update the firmware.....to new rel 9.02

All okay the update but now in the menù...appears ' character.

Es:

Impost.'Inizialibad

and not:

Impost. Inizialicorrect

In rel 9.01 this BUG not appear !

I also try to change Font but without result ...?!?

If i use english language for OSDthis character ' desapareed...

Thank for your help

Paul



If you use my modification (CP1252) the problem is resolved, I change the default font by the original default font.

The problem is the character 97, in the original firmware is a space but in the Gufiak firmware the character 97 is this symbol "".



[divxfan2](#)

Oct 20 2005, 21:33

Post [#35](#)

Great work, gufiak! Thanks!

Newbie



Group: Members

Posts: 3

Joined: 20-October 05

Member No.: 78,026

I installed the modified firmware on my 585... after I pressed PLAY to update, the disc was ejected, I removed it from the unit and wait about 3-4 minutes until the new background was displayed.

My opinion is that is better to keep the original Pioneer background and add your signature somewhere on it, instead of changing the background completely... as it is now, it gives me the feel that I have another player, not a Pioneer one. ;)

Also, the Pioneer screen saver is no longer present.

The only bug I found is that when I browse through a cd with mp3 files,

after exiting the menu, the tv screen remains black, even if the player keeps playing songs, so, if you are checking on the tv, it looks like the dvd is off... the original firmware displayed the Pioneer logo background and I think it was better.

The Romanian subtitles are displayed correctly, bolder and bigger than in the case of the original firmware.

If you could put back the original Pioneer background it would be excellent! ;)

This post has been edited by **divxfan2**: Oct 20 2005, 21:35



[gufiak](#)

Oct 20 2005, 21:43

Post [#36](#)

Changing wallpaper is a simple operation. Laza has made a tutorial how to change the wallpaper. You can find it [here](#)

Member



Group: Members

Posts: 254

Joined: 23-April 05

Member No.: 35,937

QUOTE

Also, the Pioneer screen saver is no longer present. Yes, I know, I've removed it.

QUOTE

The only bug I found is that when I browse through a cd with mp3 files, after exiting the menu, the tv screen remains black, even if the player keeps playing songs, so, if you are checking on the tv, it looks like the dvd is off... the original firmware displayed the Pioneer logo background and I think it was better.

I'm sorry, but you're wrong. The same situation is in the original firmware.

<http://pioneerdivx.net/> - modified firmwares for Pioneer DivX players



[Jaco2k](#)

Oct 20 2005, 23:28

Post [#37](#)

Quick question: Does this firmware also pickup divx subtitles with a different title from the movie?

Newbie



Group: Members

Posts: 5

Joined: 28-January 05

Member No.: 24,501

This post has been edited by **Jaco2k**: Oct 20 2005, 23:29



[lechu](#)

Oct 20 2005, 23:35

Post #38

QUOTE(Jaco2k @ Oct 20 2005, 22:28)

Quick question: Does this firmware also pickup divx subtitles with a different title from the movie?

Newbie



Group: Members

Posts: 74

Joined: 17-October 05

Member No.: 76,803

Quick answer: YES



[dawsonsg](#)

Oct 21 2005, 02:31

Post #39

Thanks, I'll check that tonight.

Newbie



Group: Members

Posts: 4

Joined: 20-October 05

Member No.: 77,896

It plays Region 4 (Australia) DVD's ok but this one was ordered from Amazon in the US, so I thought it was a region thing.

I'll give it a go tonight.

Regards

Steve

QUOTE(gufiak @ Oct 20 2005, 23:04)

dawsonsg, set your player to PAL.

It depends on the movie quality. There is a lot of high quality divx movies which looks like DVD movies. But you can find also a lot of low quality divx movies and that's why it looks like it looks. The player is not able to increase the quality of these movies.



[subz3ro](#)

Oct 21 2005, 08:22

Post #40

Newbie



Group: Members

Posts: 89

Joined: 21-October 05

From: Slovakia

Member No.: 78,171

Hello Gufiak,
Hello all,

Gufiak Nice work with the firmware, thank you very much! :coolspeak:
I have found only two issues now with my Pioneer DV-585A player.
First is a very small issue - as somebody already mentioned, with the new firmware the filenames after pressing DISPLAY button are too large...
Second thing - more annoying though - is, that the subtitle timing is still crippled.

I mean, when moving FF/REW through some movies, the subtitles just disappear... sometimes they show back after awhile, sometimes only playing from the start works as solution for this :confuzzled:

I have no idea what's that for, 'cause AFAIK the old Pioneer models (470/575) have not had such problems. Anyway, I can see the remark for your 01.09.01.00 firmware (sub+idx and srt subtitles timing bugfix) that you mentioned to fix that already? Maybe its more than that to fix? Or is this fix only valid for this particular firmware, and not for 01.09.02.00? Please can you fiddle a bit more with that?

THANK YOU IN ADVANCE!!

Dziękujê bardzo piêkne!! :)

EDIT Can be the timing/subtitle problem cause by burn/media quality? I have also noticed some jerky playback on older (DivX 4) movies with AC-3 track :rolleyes:

This post has been edited by **subz3ro**: Oct 21 2005, 11:40



« Next Oldest · [DivXpert Firmwares](#) · Next Newest »

32 Pages

▼ 1 [2](#) [3](#) > »



[Lo-Fi Version](#)

Time is now: 17th January 2007 - 09:48

© 2001 - 2005 Softpedia. All rights reserved.

Softpedia® and Softpedia logo are registered trademarks of Soft News NET SRL.

[Privacy Policy](#) | [Terms of Use](#) | [Contact SoftPedia](#)