

E F Johnson Strain Insulators

30

Dimensions: 2" (egg)

Material: porcelain

Glaze Colors: white

Known Markings: unmarked

Estimated Dates of Manufacture: 1945-1946



32 (136-32)

Dimensions: 1-1/2" (egg)

Material: porcelain

Glaze Colors: white

Known Markings: unmarked

Estimated Dates of Manufacture: 1933 -



38


Dimensions: 1-1/2" (cruciform)

Material: porcelain

Glaze Colors: white

Known Markings: unmarked

Estimated Dates of Manufacture: 1935 - 1945



104 (136-104)

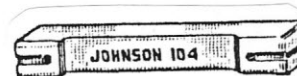
Dimensions: 4" x 5/8" square

Material: dry process porcelain

Glaze Colors: white

Known Markings: Johnson 104 (embossed)

Estimated Dates of Manufacture: 1943 -



107 (136-107)


Dimensions: 7" x 1" dia.

Material: wet process porcelain

Glaze Colors: white, brown

Known Markings: "transmitting" decal, under-glaze ink markings: Johnson (black, large), Johnson (black, small), Johnson (black, italics), Johnson (silver), Johnson 107 (black), Johnson-136-107 (blue, small), Johnson-136-107 (blue, large), Johnson 136-107 (blue in box), Johnson 136.107.001 Made in U.S.A. (black)

Estimated Dates of Manufacture: 1933 -



112 (136-112)

Dimensions: 12" x 1" dia.

Material: wet process porcelain

Glaze Colors: white, brown

Known Markings: "transmitting" decal,
under-glaze ink markings: Johnson (tan),
Johnson (black), Johnson 136-112 (red),
Johnson 136.0112.001 Made in U.S.A. (black)

Estimated Dates of Manufacture: 1933 -

**120**

Dimensions: 20" x 1" dia.

Material: wet process porcelain

Glaze Colors: white, brown

Known Markings: Johnson (black ink)

Estimated Dates of Manufacture: 1933 - 1946

**151 (136-151)**

Dimensions: 15-1/2" (overall), 8" (net), 1-1/2" dia.

Material: wet process porcelain, aluminum alloy hubs

Glaze Colors: white, brown

Known Markings: Johnson, Johnson Made in U.S.A.
(black under-glaze ink marking), Johnson
(embossed on ends)

Estimated Dates of Manufacture: 1935 -

**152 (136-152)**

Dimensions: 19-1/2" (overall), 12" (net), 1-1/2" dia.

Material: wet process porcelain, aluminum alloy hubs

Glaze Colors: white, brown

Estimated Dates of Manufacture: 1935 -

**153 (136-153)**

Dimensions: 25-1/2" (overall), 20" (net), 1-1/2" dia.

Material: wet process porcelain, aluminum alloy hubs

Glaze Colors: white, brown

Estimated Dates of Manufacture: 1935 -



E F Johnson Feeder Spreaders

136-122

Dimensions: 2" x 3/8" x 1/2"


Material: silicon-impregnated porcelain

Glaze Colors: unglazed

Known Markings: Johnson (recess embossed),

Silicone Treated (red ink stamp)

Estimated Dates of Manufacture: 1950 -



136-124

Dimensions: 4" x 3/8" x 1/2"

Material: silicon-impregnated porcelain

Glaze Colors: unglazed

Known Markings: Johnson (recess embossed)

Estimated Dates of Manufacture: 1950 -



136-126


Dimensions: 6" x 3/8" x 1/2"

Material: silicon-impregnated porcelain

Glaze Colors: unglazed

Known Markings: Johnson (recess embossed)

Estimated Dates of Manufacture: 1950 -



132 (136-132)

Description: also found without notches in back

Dimensions: 2" x 3/8" x 1/2"

Material: porcelain

Glaze Colors: white

Known Markings: (recess embossed) Johnson,

Johnson-132 (rectangular recess),

Johnson-132 (oval recess)

Estimated Dates of Manufacture: 1935 - 1950



132

134 (136-134)

Dimensions: 4" x 3/8" x 1/2"

Material: porcelain

Glaze Colors: white

Known Markings: (recess embossed) Johnson 134,

Johnson No. 134

Estimated Dates of Manufacture: 1935 - 1950



134

136 (136-136)

Dimensions: 6" x 3/8" x 1/2"

Material: porcelain


Glaze Colors: white

Known Markings: "transmitting" decal, Johnson

No. 136, Johnson 136 (rectangular recess),

Johnson 136 (oval recess)

Estimated Dates of Manufacture: 1935 - 1950

**146 (136-146)**

Description: commercial grade version of 136

Dimensions: 6" x 5/8" x 7/16"

Material: porcelain

Glaze Colors: white

Estimated Dates of Manufacture: 1935 - 1938

E F Johnson Transposition Insulator**31**

Dimensions: 2-1/2" x 1-5/8"

Material: porcelain


Glaze Colors: white

Known Markings:

1: "transmitting" decal, Johnson (embossed)

2: Johnson Pat. Pend. (embossed)

Estimated Dates of Manufacture: 1933 -



E F Johnson Cone Insulators

500/600 (135-500)

Dimensions: 5/8" high

Material: 500 – steatite, 600 - porcelain

Glaze Colors: white

Known Markings: Johnson No 500, Johnson 600
(recess embossed)

Estimated Dates of Manufacture:

500 1937- , 600 1937 - 1950

501/601/601J (135-501)

Description: 601J has a jack top

Dimensions: 1" high


Material: 501 – steatite, 601/601J - porcelain

Glaze Colors: white

Known Markings: Johnson 601 (recess embossed)

Estimated Dates of Manufacture:

501 1937 -, 601/601J 1937 - 1950



502/602/602J (135-502)

Description: 602J has a jack top

Dimensions: 1-1/2" high

Material: 502 – steatite, 602/602J - porcelain

Glaze Colors: white

Known Markings: Johnson 602 (recess embossed)

Estimated Dates of Manufacture:

502 1937 -, 602/602J - 1937 - 1950

503/603/603J (135-503)

Description: 603J has a jack top

Dimensions: 2" high

Material: 503 – steatite, 603/603J - porcelain

Glaze Colors: white

Known Markings: Johnson 603 (recess embossed)

Estimated Dates of Manufacture:

503 1937 -, 603/603J 1937 - 1950

504/604/604J (135-504)

Description: 604 has a jack top


Dimensions: 3" high

Material: 504 – steatite, 604/604J - porcelain

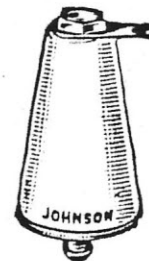
Glaze Colors: white

Estimated Dates of Manufacture:

504 1937 -, 604/604J 1937 - 1950



600-604
500-504



601-604J

E F Johnson Stand-off Insulators (All-porcelain types)

20/20J (135-20/135-20-2)

Description: 20J has a jack top

Dimensions: 1-5/8" high

Material: porcelain (until 1950), steatite (1950 -)

Glaze Colors: white, brown

Known Markings: Johnson No. 20 (recess embossed)

Estimated Dates of Manufacture: brown '27-'50,
white '33 - '50



20



20J

22/22J (135-22/135-22-2)

Description: 22J has a jack top,
nickname "Tinymite"

Dimensions: 1" high

Material: porcelain (until 1950), steatite (1950 -)

Glaze Colors: white, brown

Known Markings: E F Johnson Co No. 22,
Johnson No. 22, Johnson Co. No. 22,
Johnson 22, Johnson No. 22
(all recess embossed)

Estimated Dates of Manufacture: 1933 -



22



22J

24 (135-24)

Description: nickname "Micro-mite"

Dimensions: 1/2", 5/8" both sizes are found,
and appear in advertisements

Material: porcelain (until 1950), steatite (1950 -)

Glaze Colors: white, brown

Known Markings: J 24 (recess embossed), both
round and rectangular recesses are found

Estimated Dates of Manufacture: 1933 -



24

60 (135-60)

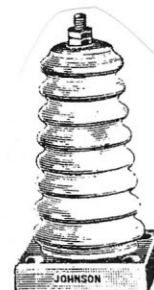
Dimensions: 4-1/2" high

Material: porcelain

Glaze Colors: white, brown

Known Markings: E. F. Johnson Co. .N 60.
Waseca . Minn. (recess embossed)

Estimated Dates of Manufacture: 1928 -



62 (135-62)

Dimensions: 2-3/4" high

Material: porcelain

Glaze Colors: white, brown

Known Markings: E.F. Johnson. Co. No. 62

(recess embossed), CEJ-61474 (decal),

CEJ-61 (under glaze ink stamped),

Viking head decal

Estimated Dates of Manufacture: 1936 -



**E F Johnson Stand-off Insulators
(Metal-base types)**

65/65B/65J (135-65/135-65-2)

Description: 65B has a brass base,

65J and 35-2 have jack tops

Dimensions: 1-3/8" high

Material: porcelain

Glaze Colors: white, brown

Known Markings: Johnson 10060

(recess embossed)

Estimated Dates of Manufacture: 1936 -,

(65B 1940 - 1949)



65

66/66B/66J (135-66/135-66-2)

Description: 66B has a brass base,

66J and 66-2 have jack tops

Dimensions: 2-3/4" high


Material: porcelain

Glaze Colors: white, brown

Known Markings:

Estimated Dates of Manufacture: 1936 -,

(66B 1940 - 1949)



67/67B/67J (135-67/135-67-2)

Description: 67B has a brass base,

67J and 67-2 have jack tops

Dimensions: 4-1/2" high

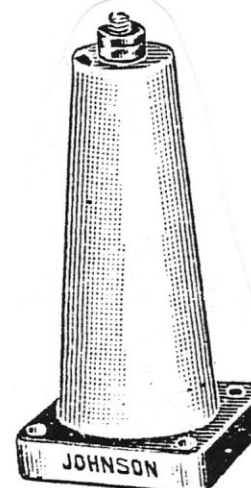
Material: porcelain

Glaze Colors: white, brown

Known Markings: Johnson (recess embossed)

Estimated Dates of Manufacture: 1936 -,

(67B 1940 - 1949)



67

68/68B/68J (135-68/135-68-2)

Description: 68B has a brass base,

68J and 68-2 have jack tops

Dimensions: 2" high

Material: porcelain

Glaze Colors: white, brown

Known Markings: Johnson (recess embossed)

Estimated Dates of Manufacture: 1940 -,
(68B 1940 - 1949)



68-68B



40



40J

E F Johnson Thru-Panel Insulators**40/40J (135-40/135-40-2)**

Description: 40J and 40-2 have jack tops

Dimensions: 1-1/4" high (top), 1/2" high (bottom)

Material: porcelain (1935 - 1950), steatite (1950 -)


Glaze Colors: white, brown

Known Markings: unmarked

Estimated Dates of Manufacture: 1935 -



42



42J

42/42J (135-42/135-42-2)

Description: 42J and 42-2 have jack tops

Dimensions: 7/8" high (top), 3/8" high (bottom)

Material: porcelain (1935 - 1950), steatite (1950 -)

Glaze Colors: white, brown

Known Markings: unmarked

Estimated Dates of Manufacture: 1935 -

44 (135-44)

Dimensions: 5/8" high (top), 5/16" high (bottom)

Material: porcelain (1935 - 1950), steatite (1950 -)

Glaze Colors: white, brown

Known Markings: unmarked

Estimated Dates of Manufacture: 1935 -



44

45/45J/4576J (135-45/135-45-2)

Description: 45J & 45-2 have jack tops,

4576J has deep socket top

Dimensions: 1-3/8" high (top), 11/16" high
(bottom)

Material: porcelain

Glaze Colors: white, brown

Known Markings: Johnson 100?? (recess
embossed)

Estimated Dates of Manufacture: 1935 -,
(4576J '38 - '45)



45



4576J

46/46J (135-46/135-46-2)

Description: 46J has a jack top


Dimensions: 2-3/4" high (top), 1" high (bottom)

Material: porcelain

Glaze Colors: white, brown

Known Markings: Johnson (recess embossed)

Estimated Dates of Manufacture: 1935 -



46

47/47J (135-47)

Description: 47J has a jack top


Dimensions: 4-1/2" high (top), 1-1/2" high (bottom)

Material: porcelain

Glaze Colors: white, brown

Known Markings:

Estimated Dates of Manufacture: 1935 -



47

48 (135-48/135-48-2)

Description: 48-2 has jack top

Dimensions: 2" high (top), 7/8" high (bottom)

Material: porcelain

Glaze Colors: white

Known Markings:

Estimated Dates of Manufacture: 1940 -



48

E F Johnson Lead-in Bushings

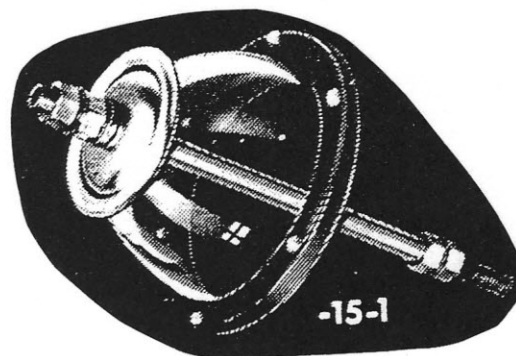
15 (135-15-1)

Description: glass lead-in bowl

Dimensions: 6-15/16" max. dia.

Material: glass (Pyrex)

Estimated Dates of Manufacture: 1925 -



50 (135-50)

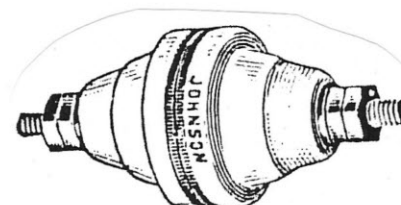
Dimensions: 1/2" high

Material: porcelain (1937 - 1950), steatite (1950 -)

Glaze Colors: white

Known Markings:

Estimated Dates of Manufacture: 1937 -



50, 51, 52

51 (135-51)

Dimensions: 13/16" high

Material: porcelain (1937 - 1950), steatite (1950 -)

Glaze Colors: white

Known Markings: Johnson (recess embossed)

Estimated Dates of Manufacture: 1937 -

52 (135-52)

Dimensions: 1-1/8" high

Material: porcelain (1937 - 1950), steatite (1950 -)

Glaze Colors: white

Known Markings: (recess embossed) Johnson,
Johnson No. 52

Estimated Dates of Manufacture: 1937 -



53

53 (135-53)

Dimensions: 1-3/4" high

Material: porcelain

Glaze Colors: white

Known Markings: Johnson No. 53 (recess embossed)

Estimated Dates of Manufacture: 1937

54 (135-54)

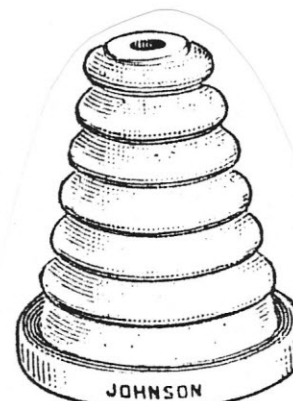
Dimensions: 4" high

Material: porcelain

Glaze Colors: white

Known Markings: Johnson - 54 (recess embossed)

Estimated Dates of Manufacture: 1937



54