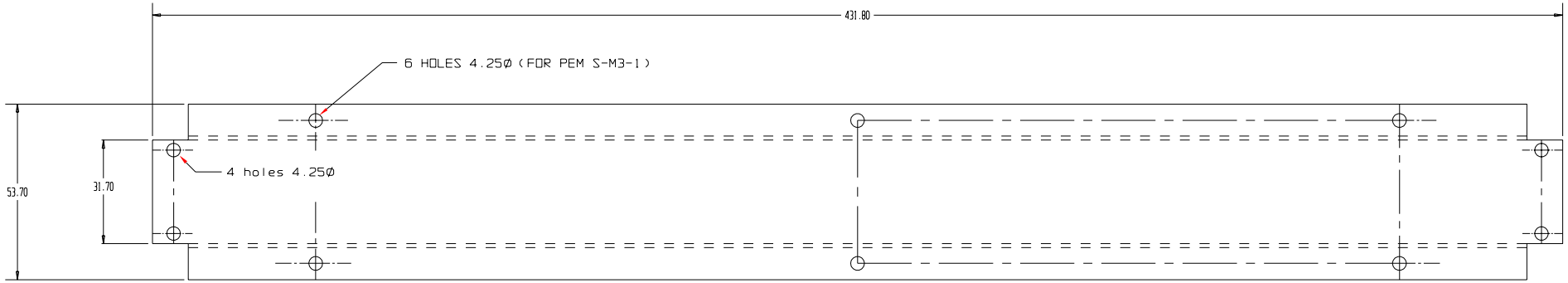

PLAN

SCALE = 1 : 1

DEVELOPED HEIGHT "X" = Unm+10nm

U nm Height	No. of Units	Developed Height "X"
43.7nm	1U	53.7
88.1nm	2U	98.1
132.5nm	3U	142.5
177.0nm	4U	187.0
221.5nm	5U	231.5
265.9nm	6U	275.9
310.4nm	7U	320.4
354.8nm	8U	364.8

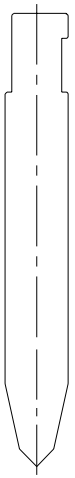

BLADE "A"

SCALE = 1 : 0.5

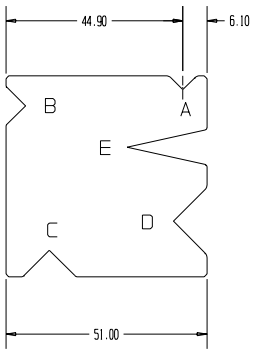

DIE BLOCK "DB1"

SCALE = 1 : 0.5

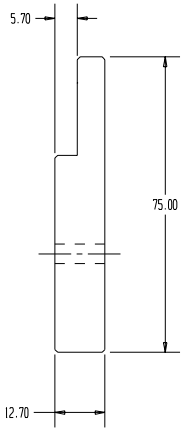

BACK GAUGE "BG57"

SCALE = 1 : 0.5

FOLDED HEIGHT "Y" = Unm-11.14mm

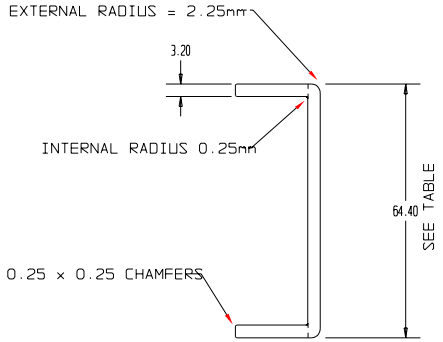

No. of Units	Folded Height "Y" ± 0.1nm
1U	32.56
2U	76.96
3U	121.36
4U	165.86
5U	210.36
6U	254.76
7U	299.26
8U	343.66

FOLDED SECTION

SCALE = 1 : 0.5

MATERIAL
Mild Steel
1.2mm

ALLOY
Bright

EST. AREA
mm

EST. WEIGHT
kg/m

EST. PERIPHERY
EXT: mm
TOT: mm

TOLERANCE
0-600mm ±0.1mm
> 600mm ±0.5mm

BS1474:1987 APPLIES UNLESS OTHERWISE SPECIFIED

SURFACE FINISH
Visible surfaces denoted —·—
NATURAL : ☐
LYNISH : ☐
DE-BURR : ☐
ANODISE : ☐
PAINT : ☐
PLATE : ☐
ALLODIZE : ☐
SHOTBLAST : ☐
OTHER DETAIL
See Notes : ☐

JOB No.

No.	REVISION DETAIL	DRAWN	DATE	APP'D
3				
2				
1	Extra 4.25mm dia holes on Top/Bot flanges	AWD		

Modular Systems

P.O. BOX 38-828, WELLINGTON, NEW ZEALAND
TELEPHONE : (64-4) 5687 277
FACSIMILE : (64-4) 5685 161

CUSTOMER : CASA Modular

DESCRIPTION : Module BACK Panel

DRAWN :	DATE :	APPROVED :	SCALE :
A.W.D.	25/01/95		As shown

SIZE	DRAWING Reference No.	ISSUE
A2	MBP-1U	A

© COPYRIGHT : CASA Modular Systems. ALL RIGHTS RESERVED